

School Health Programs Department



SFUSD After School Programs Spring 2010

Surveys

Staff

Grade 4

Grade 7

Grade 10

School Health Programs Department



SFUSD After School Programs Spring 2010

Staff Survey

SFUSD After School Staff Satisfaction Survey 2010


The purpose of this **voluntary** and **anonymous** survey is to obtain feedback from you on how our after school programs are doing in keeping our promises to our students and families—as described in our district’s strategic plan. The results of your survey will be reported by the District’s Research, Planning and Accountability Department next fall. Please include your own sheet of paper to write any additional comment you may have. Thank you.

Please use a pencil or a black ink pen to fill in a circle for each item like this: ● Not like this: ⊗ ⊘ ⊙ ⊚

Background Information

- My Gender: Female Male
- I have worked for ExCEL for: 1 year or less 2 years 3 years 4 years 5 years or more
- My Primary Position: Site coordinator Program leader Other Lead teacher

	Strongly Agree	Agree	Disagree	Strongly Disagree	Don't Know
Access and Equity					
1. After school staff defines and contributes to the after school program’s vision and core values, as described in its Balanced Scorecard.	<input type="radio"/>	<input type="radio"/>	<input type="radio"/>	<input type="radio"/>	<input type="radio"/>
2. After school staff in my program believes that their efforts make a difference in their students’ learning. (Self Efficacy)	<input type="radio"/>	<input type="radio"/>	<input type="radio"/>	<input type="radio"/>	<input type="radio"/>
3. After school staff values and builds on our students’ languages, cultures, and lived experiences. (Culturally and Linguistically Responsive Pedagogy)	<input type="radio"/>	<input type="radio"/>	<input type="radio"/>	<input type="radio"/>	<input type="radio"/>
4. Students in this after school program have a meaningful and caring relationship with at least one adult advocate.	<input type="radio"/>	<input type="radio"/>	<input type="radio"/>	<input type="radio"/>	<input type="radio"/>
5. Students in my after school program perceive staff as supportive of their academic and social advancement.	<input type="radio"/>	<input type="radio"/>	<input type="radio"/>	<input type="radio"/>	<input type="radio"/>
6. After school staff has sufficient materials to run their activities, including books and audio/visual equipment.	<input type="radio"/>	<input type="radio"/>	<input type="radio"/>	<input type="radio"/>	<input type="radio"/>
7. My after school program is a safe place for teaching and learning.	<input type="radio"/>	<input type="radio"/>	<input type="radio"/>	<input type="radio"/>	<input type="radio"/>
Student Achievement					
8. Expectations in the after school program are clear for students, staff, and families.	<input type="radio"/>	<input type="radio"/>	<input type="radio"/>	<input type="radio"/>	<input type="radio"/>
9. Professional development for staff is ongoing, research based, and clearly related to the school’s Balanced Scorecard.	<input type="radio"/>	<input type="radio"/>	<input type="radio"/>	<input type="radio"/>	<input type="radio"/>
10. Our program offers high quality after school activities.	<input type="radio"/>	<input type="radio"/>	<input type="radio"/>	<input type="radio"/>	<input type="radio"/>
11. The school provides opportunities for students to participate in community service projects.	<input type="radio"/>	<input type="radio"/>	<input type="radio"/>	<input type="radio"/>	<input type="radio"/>
12. Staff in this after school program uses educational technology to enhance and promote the technological fluency of our students.	<input type="radio"/>	<input type="radio"/>	<input type="radio"/>	<input type="radio"/>	<input type="radio"/>
Accountability					
13. ExCEL values me as an employee.	<input type="radio"/>	<input type="radio"/>	<input type="radio"/>	<input type="radio"/>	<input type="radio"/>
14. Families and the community feel welcomed and connected to the culture of the after school program.	<input type="radio"/>	<input type="radio"/>	<input type="radio"/>	<input type="radio"/>	<input type="radio"/>
15. My after school program provides me with the support I need to improve my professional practice.	<input type="radio"/>	<input type="radio"/>	<input type="radio"/>	<input type="radio"/>	<input type="radio"/>
16. I believe that my after school program’s strategic plan will achieve its goals and objectives.	<input type="radio"/>	<input type="radio"/>	<input type="radio"/>	<input type="radio"/>	<input type="radio"/>
17. I would place my child in this after school program.	<input type="radio"/>	<input type="radio"/>	<input type="radio"/>	<input type="radio"/>	<input type="radio"/>
18. Overall, I am satisfied with my job at ExCEL.	<input type="radio"/>	<input type="radio"/>	<input type="radio"/>	<input type="radio"/>	<input type="radio"/>



SFUSD ASP School Staff Satisfaction Survey 2010 Districtwide Summary Report

Total 518 Respondents

RESPONSE PERCENT

Strongly Agree	Agree	Disagree	Strongly Disagree	Don't Know	
- 4 -	- 3 -	- 2 -	- 1 -		

MEAN

Questions

Access and Equity

1. After school staff defines and contributes to the after school program's vision and core values, as described in its Balanced Scorecard.	50.1%	42.5%	1.0%	0.0%	6.4%	3.52
2. After school staff in my program believes that their efforts make a difference in their students' learning. (Self Efficacy)	64.4%	34.6%	0.2%	0.0%	0.8%	3.65
3. After school staff values and builds on our students' languages, cultures, and lived experiences. (Culturally and Linguistically Responsive Pedagogy)	50.1%	46.0%	1.9%	0.0%	1.9%	3.49
4. Students in this after school program have a meaningful and caring relationship with at least one adult advocate.	67.3%	30.8%	0.8%	0.0%	1.2%	3.67
5. Students in my after school program perceive staff as supportive of their academic and social advancement.	55.6%	41.5%	1.8%	0.0%	1.2%	3.54
6. After school staff has sufficient materials to run their activities, including books and audio/visual equipment.	26.4%	51.4%	18.0%	3.3%	1.0%	3.02
7. My after school program is a safe place for teaching and learning.	68.4%	30.8%	0.6%	0.0%	0.2%	3.68

Student Achievement

8. Expectations in the after school program are clear for students, staff, and families.	44.8%	49.5%	5.1%	0.0%	0.6%	3.40
9. Professional development for staff is ongoing, research based, and clearly related to the school's Balanced Scorecard.	25.9%	54.8%	7.6%	0.8%	10.8%	3.19
10. Our program offers high quality after school activities.	53.0%	44.3%	2.4%	0.0%	0.4%	3.51
11. The school provides opportunities for students to participate in community service projects.	30.2%	47.6%	13.4%	1.2%	7.5%	3.16
12. Staff in this after school program uses educational technology to enhance and promote the technological fluency of our students.	23.5%	49.2%	21.3%	2.0%	4.0%	2.98

Accountability

13. ExCEL values me as an employee.	36.6%	43.4%	4.1%	2.5%	13.3%	3.32
14. Families and the community feel welcomed and connected to the culture of the after school program.	45.5%	46.5%	4.3%	0.0%	3.7%	3.43
15. My after school program provides me with the support I need to improve my professional practice.	41.0%	50.3%	5.5%	1.2%	2.0%	3.34
16. I believe that my after school program's strategic plan will achieve its goals and objectives.	43.1%	47.0%	2.6%	0.2%	7.1%	3.43
17. I would place my child in this after school program.	54.7%	36.0%	1.8%	0.6%	7.0%	3.56
18. Overall, I am satisfied with my job at ExCEL.	49.1%	46.7%	2.2%	0.4%	1.6%	3.47

RESPONSE PERCENT

- A-	- B-	- C-	- D-	- E-
------	------	------	------	------

Background Information

51. My Gender: (A) Female (B) Male	61.0%	39.0%	0.0%	0.0%	0.0%
52. I have worked for ExCEL for: (A) 1 yr or less (B) 2 yrs (C) 3 yrs (D) 4 yrs (E) 5 yrs or more	46.2%	21.2%	14.4%	8.4%	9.8%
53. My Primary Position: (A) Site coordinator (B) Program leader (C) Other (D) Lead teacher	12.8%	52.1%	25.3%	9.8%	0.0%

School Health Programs Department



SFUSD After School Programs Spring 2010

Grade 4 Survey



SFUSD After School Program- 2010 Grade 4 Survey Distribution and Return Counts

School Name	School Number	Student Enrollment	Surveys Returned	
			Count	Percent
All Respondents- Grade 4	G04	1467	977	66.6%
Alvarado ES	420	28	28	100.0%
Argonne ES	435	18	14	77.8%
Brown CP Acdy	858	16	---	**
Bryant ES	456	24	11	45.8%
Buena Vista ES	461	23	20	87.0%
Carmichael ES	449	26	21	80.8%
Carver ES	625	15	7	46.7%
Chavez ES	603	39	9	23.1%
Chin ES	872	19	54	100.0%
Chinese Ed Ctr ES	476	26	24	92.3%
Cleveland ES	481	24	10	41.7%
Cobb ES	525	16	9	56.3%
Drew CP Acdy	507	3	---	**
El Dorado ES	521	23	10	43.5%
Fairmount ES	537	21	8	38.1%
Filipino EC- Closed	542	14	12	85.7%
Flynn ES	680	22	11	50.0%
Garfield ES	562	15	14	93.3%
Glen Park ES	575	24	21	87.5%
Grattan ES	589	37	26	70.3%
Guadalupe ES	593	33	29	87.9%
Harte ES	453	36	21	58.3%
Hillcrest ES	614	40	31	77.5%
Key ES	544	45	35	77.8%
King ES	838	16	---	**
Lafayette ES	664	15	14	93.3%
Lakeshore ES	670	22	16	72.7%
Lau ES	490	38	27	71.1%
Lawton Alt K8	676	24	---	**
Lilienthal Alt K8	479	31	27	87.1%
Longfellow ES	691	23	19	82.6%
Malcolm X Acdy ES	830	10	5	50.0%
Marshall ES	714	22	---	**
McKinley ES	718	42	31	73.8%
Milk ES	505	29	19	65.5%
Miraloma ES	722	30	28	93.3%
Mission Ed Ctr ES	724	14	13	92.9%
Monroe ES	729	49	35	71.4%
Muir ES	650	13	9	69.2%
New Traditions ES	735	11	7	63.6%
Ortega ES	746	18	21	100.0%
Parker ES	638	12	8	66.7%
Parks ES	786	8	3	37.5%
Peabody ES	569	23	20	87.0%
Redding ES	790	27	---	**
Revere ES	760	18	---	**
S.F. Community ES	493	22	11	50.0%
Sanchez ES	816	37	15	40.5%
Serra ES	656	15	13	86.7%
Sheridan ES	820	20	16	80.0%
Sherman ES	823	33	17	51.5%
Sloat ES	488	30	18	60.0%
Spring Valley ES	834	19	10	52.6%
Stevenson ES	782	29	26	89.7%
Sunnyside ES	842	20	17	85.0%
Sunset ES	750	50	41	82.0%
Taylor ES	513	28	19	67.9%
Tenderloin ES	859	9	---	**
Ulloa ES	862	43	27	62.8%
Vis Valley ES	867	14	9	64.3%
Yick Wo ES	801	16	11	68.8%

** There were no survey forms returned from this school.

SFUSD After School Satisfaction Survey 2010

Grade 4

We want to know what YOU think about your after school program. This survey is **confidential**. No one at your school will ever see your answers. This is not a test and there are no wrong answers. You do not have to answer any question you do not wish to answer, but we hope you will answer as many questions as you can.

School Number
000
[School Name]

Please fill in a circle for each item using a pencil or a black ink pen like this: ● **Not like this:** ⊗ ⊘ ⊙ ⊚

Please include any additional comments you may have about your after school program on a separate sheet of paper.

Background information

My gender: Female Male

Number of years I have attended this after school program 1 2 3 4 5 or more

Number of days a week I attend this after school program 1 2 3 4 5

Why are you going to this after school program? (Check all that apply.)

- My parents want me to go. I do not want to go home and be alone.
- My friends go here. There are interesting things to do here.
- The school suggested I go. It is a safe place to be after school.
- To get help with my school work. I attended this after school program last year. Other or don't know.

Access and Equity	Strongly Agree	Agree	Disagree	Strongly Disagree	Don't Know
1. The people who work in my after school program care about all the students in the program.	<input type="radio"/>	<input type="radio"/>	<input type="radio"/>	<input type="radio"/>	<input type="radio"/>
2. The students in my after school program treat each other with respect.	<input type="radio"/>	<input type="radio"/>	<input type="radio"/>	<input type="radio"/>	<input type="radio"/>
3. The people in my after school program respect my language and culture.	<input type="radio"/>	<input type="radio"/>	<input type="radio"/>	<input type="radio"/>	<input type="radio"/>
4. I get the help I need to complete my homework in after school.	<input type="radio"/>	<input type="radio"/>	<input type="radio"/>	<input type="radio"/>	<input type="radio"/>
5. My after school program is a positive and safe place for learning.	<input type="radio"/>	<input type="radio"/>	<input type="radio"/>	<input type="radio"/>	<input type="radio"/>
6. I feel safer in my after school program than during the regular school day.	<input type="radio"/>	<input type="radio"/>	<input type="radio"/>	<input type="radio"/>	<input type="radio"/>
Student Achievement	Strongly Agree	Agree	Disagree	Strongly Disagree	Don't Know
7. The people who work in my after school program make clear what they expect from me.	<input type="radio"/>	<input type="radio"/>	<input type="radio"/>	<input type="radio"/>	<input type="radio"/>
8. The after school activities I participate in are interesting and fun.	<input type="radio"/>	<input type="radio"/>	<input type="radio"/>	<input type="radio"/>	<input type="radio"/>
9. The after school staff uses computers and other technology to help me learn.	<input type="radio"/>	<input type="radio"/>	<input type="radio"/>	<input type="radio"/>	<input type="radio"/>
10. I often see my after school staff at school during the regular school day.	<input type="radio"/>	<input type="radio"/>	<input type="radio"/>	<input type="radio"/>	<input type="radio"/>
Accountability	Strongly Agree	Agree	Disagree	Strongly Disagree	Don't Know
11. I have somebody at home who cares about me and helps me in my learning.	<input type="radio"/>	<input type="radio"/>	<input type="radio"/>	<input type="radio"/>	<input type="radio"/>
12. The after school staff treats me and all other students with respect.	<input type="radio"/>	<input type="radio"/>	<input type="radio"/>	<input type="radio"/>	<input type="radio"/>
13. I like my after school program and would recommend it to other students.	<input type="radio"/>	<input type="radio"/>	<input type="radio"/>	<input type="radio"/>	<input type="radio"/>
14. The people who work in after school are knowledgeable and well prepared.	<input type="radio"/>	<input type="radio"/>	<input type="radio"/>	<input type="radio"/>	<input type="radio"/>

15. Which are your favorite activities in the after school program? (Please check your top three choices.)

- Homework
- Arts activities (music, dance, art, etc.)
- Reading activities
- Writing activities
- Life skills (cooking, bike shop, etc.)
- Math or science
- Sports and games
- Technology (video, photography, etc.)
- Service-learning projects


16. Which activities do you wish you could do more of? (Check all that apply)

- Homework
- Arts activities (music, dance, art)
- Reading activities
- Writing activities
- Life skills (cooking, bike shop, etc.)
- Math or science
- Sports and games
- Technology (video, photography, etc.)
- Service-learning projects

17. In how many after school service-learning projects did you participate this year? 0 1 2 3 4 5+

18. I feel close to this number of adults in the after school program: 0 1 2 3 4 5+

19. I feel close to this number of students in the after school program: 0 1 2 3 4 5+



SFUSD ASP Grade 4 Student Satisfaction Survey 2010

Grade 4 Summary Report

Total 977 Respondents

RESPONSE PERCENT

Strongly Agree	Agree	Disagree	Strongly Disagree	Don't Know	MEAN
- 4 -	- 3 -	- 2 -	- 1 -		

Questions

Access and Equity

1. The people who work in my after school program care about all the students in the program.	45.7%	40.2%	4.2%	1.9%	8.1%	3.41
2. The students in my after school program treat each other with respect.	15.3%	40.1%	23.7%	7.8%	13.1%	2.72
3. The people in my after school program respect my language and culture.	41.6%	35.8%	7.2%	3.3%	12.1%	3.32
4. I get the help I need to complete my homework in after school.	50.9%	39.5%	4.2%	2.3%	3.1%	3.44
5. My after school program is a positive and safe place for learning.	47.1%	39.9%	4.8%	1.6%	6.7%	3.42
6. I feel safer in my after school program than during the regular school day.	23.4%	27.5%	17.7%	8.2%	23.3%	2.86

Student Achievement

7. The people who work in my after school program make clear what they expect from me.	38.3%	42.9%	5.5%	1.0%	12.2%	3.35
8. The after school activities I participate in are interesting and fun.	44.7%	37.0%	7.8%	3.1%	7.3%	3.33
9. The after school staff uses computers and other technology to help me learn.	15.6%	22.1%	22.7%	24.4%	15.2%	2.34
10. I often see my after school staff at school during the regular school day.	25.1%	40.5%	14.6%	8.3%	11.5%	2.93

Accountability

11. I have somebody at home who cares about me and helps me in my learning.	62.2%	27.0%	3.6%	3.3%	3.8%	3.54
12. The after school staff treats me and all other students with respect.	42.1%	40.5%	7.1%	2.8%	7.5%	3.32
13. I like my after school program and would recommend it to other students.	38.8%	37.4%	6.7%	4.4%	12.7%	3.27
14. The people who work in after school are knowledgeable and well prepared.	36.8%	40.6%	5.8%	2.5%	14.4%	3.30

RESPONSE PERCENT

	-A-	-B-	-C-	-D-	-E-	-F-
15. Favorite activities: (A) Homework						22.8%
. Favorite activities: (A) Arts activities (music, dance, art, etc.)						42.4%
. Favorite activities: (A) Reading activities						10.5%
. Favorite activities: (A) Writing activities						6.7%
. Favorite activities: (A) Life skills (cooking, bike shop, etc.)						41.4%
. Favorite activities: (A) Math or science						23.1%
. Favorite activities: (A) Sports and games						75.5%
. Favorite activities: (A) Technology (video, photography, etc.)						30.0%
. Favorite activities: (A) Service-learning projects						8.2%
16. Activities you wish you could do more of: (A) Homework						17.9%
. Activities you wish you could do more of: (A) Arts activities (music, dance, art)						34.1%
. Activities you wish you could do more of: (A) Reading activities						9.9%
. Activities you wish you could do more of: (A) Writing activities						8.6%
. Activities you wish you could do more of: (A) Life skills (cooking, bike shop, etc.)						44.9%
. Activities you wish you could do more of: (A) Math or science						21.3%
. Activities you wish you could do more of: (A) Sports and games						60.7%
. Activities you wish you could do more of: (A) Technology (video, photography, etc.)						37.6%
. Activities you wish you could do more of: (A) Service-learning projects						12.4%
17. In how many after school service-learning projects did you participate this year? (A) 0, (B) 1, (C) 2, (D) 3, (E) 4, (F) 5+	16.1%	19.6%	15.5%	14.8%	6.5%	27.4%
18. I feel close to this number of adults in the ASP: (A) 0, (B) 1, (C) 2, (D) 3, (E) 4, (F) 5+	7.1%	10.9%	14.8%	13.8%	12.2%	41.2%
19. I feel close to this number of students in the ASP: (A) 0, (B) 1, (C) 2, (D) 3, (E) 4, (F) 5+	4.0%	4.3%	5.4%	8.4%	9.3%	68.6%

Background Information

A. My gender: (A) Female, (B) Male	46.5%	53.5%	0.0%	0.0%	0.0%
B. Number of years I have attended this ASP: (A) 1, (B) 2, (C) 3, (D) 4, (E) 5 or more	23.4%	26.6%	24.4%	12.1%	13.6%
C. Number of days a week I attend this ASP: (A) 1, (B) 2, (C) 3, (D) 4, (E) 5	1.5%	1.1%	2.5%	5.9%	88.9%
D. Why are you going to this ASP? (A) My parents want me to go.	54.4%				
. Why are you going to this ASP? (A) I do not want to go home and be alone.	13.5%				
. Why are you going to this ASP? (A) My friends go here.	30.3%				
. Why are you going to this ASP? (A) There are interesting things to do here.	31.9%				
. Why are you going to this ASP? (A) The school suggested I go.	7.6%				
. Why are you going to this ASP? (A) It is a safe place to be after school.	23.2%				
. Why are you going to this ASP? (A) To get help with my school work.	39.0%				
. Why are you going to this ASP? (A) I attended this after school program last year.	24.8%				
. Why are you going to this ASP? (A) Other or don't know.	14.0%				



SFUSD ASP Grade 4 Student Satisfaction Survey 2010

Alvarado ES Summary Report

Total 28 Respondents

RESPONSE PERCENT						MEAN
Strongly Agree	Agree	Disagree	Strongly Disagree	Don't Know		
- 4 -	- 3 -	- 2 -	- 1 -			

Questions

Access and Equity

1. The people who work in my after school program care about all the students in the program.	44.4%	51.9%	3.7%	0.0%	0.0%	3.41
2. The students in my after school program treat each other with respect.	46.4%	25.0%	21.4%	7.1%	0.0%	3.11
3. The people in my after school program respect my language and culture.	57.1%	28.6%	10.7%	0.0%	3.6%	3.48
4. I get the help I need to complete my homework in after school.	39.3%	53.6%	7.1%	0.0%	0.0%	3.32
5. My after school program is a positive and safe place for learning.	53.6%	39.3%	7.1%	0.0%	0.0%	3.46
6. I feel safer in my after school program than during the regular school day.	39.3%	42.9%	14.3%	0.0%	3.6%	3.26

Student Achievement

7. The people who work in my after school program make clear what they expect from me.	35.7%	53.6%	7.1%	0.0%	3.6%	3.30
8. The after school activities I participate in are interesting and fun.	42.9%	53.6%	0.0%	0.0%	3.6%	3.44
9. The after school staff uses computers and other technology to help me learn.	39.3%	42.9%	10.7%	0.0%	7.1%	3.31
10. I often see my after school staff at school during the regular school day.	28.6%	60.7%	3.6%	7.1%	0.0%	3.11

Accountability

11. I have somebody at home who cares about me and helps me in my learning.	32.1%	39.3%	0.0%	7.1%	21.4%	3.23
12. The after school staff treats me and all other students with respect.	50.0%	39.3%	10.7%	0.0%	0.0%	3.39
13. I like my after school program and would recommend it to other students.	46.4%	46.4%	3.6%	0.0%	3.6%	3.44
14. The people who work in after school are knowledgeable and well prepared.	46.2%	53.8%	0.0%	0.0%	0.0%	3.46

RESPONSE PERCENT					
-A-	-B-	-C-	-D-	-E-	-F-

15. Favorite activities: (A) Homework	42.9%					
. Favorite activities: (A) Arts activities (music, dance, art, etc.)	42.9%					
. Favorite activities: (A) Reading activities	3.6%					
. Favorite activities: (A) Writing activities	10.7%					
. Favorite activities: (A) Life skills (cooking, bike shop, etc.)	32.1%					
. Favorite activities: (A) Math or science	7.1%					
. Favorite activities: (A) Sports and games	92.9%					
. Favorite activities: (A) Technology (video, photography, etc.)	53.6%					
. Favorite activities: (A) Service-learning projects	14.3%					
16. Activities you wish you could do more of: (A) Homework	60.7%					
. Activities you wish you could do more of: (A) Arts activities (music, dance, art)	50.0%					
. Activities you wish you could do more of: (A) Reading activities	17.9%					
. Activities you wish you could do more of: (A) Writing activities	10.7%					
. Activities you wish you could do more of: (A) Life skills (cooking, bike shop, etc.)	42.9%					
. Activities you wish you could do more of: (A) Math or science	28.6%					
. Activities you wish you could do more of: (A) Sports and games	92.9%					
. Activities you wish you could do more of: (A) Technology (video, photography, etc.)	53.6%					
. Activities you wish you could do more of: (A) Service-learning projects	21.4%					
17. In how many after school service-learning projects did you participate this year? (A) 0, (B) 1, (C) 2, (D) 3, (E) 4, (F) 5+	3.6%	21.4%	17.9%	10.7%	21.4%	25.0%
18. I feel close to this number of adults in the ASP: (A) 0, (B) 1, (C) 2, (D) 3, (E) 4, (F) 5+	0.0%	10.7%	32.1%	21.4%	25.0%	10.7%
19. I feel close to this number of students in the ASP: (A) 0, (B) 1, (C) 2, (D) 3, (E) 4, (F) 5+	0.0%	3.6%	17.9%	14.3%	28.6%	35.7%

Background Information

A. My gender: (A) Female, (B) Male	35.7%	64.3%	0.0%	0.0%	0.0%
B. Number of years I have attended this ASP: (A) 1, (B) 2, (C) 3, (D) 4, (E) 5 or more	17.9%	10.7%	32.1%	28.6%	10.7%
C. Number of days a week I attend this ASP: (A) 1, (B) 2, (C) 3, (D) 4, (E) 5	3.6%	0.0%	0.0%	14.3%	82.1%
D. Why are you going to this ASP? (A) My parents want me to go.	46.4%				
. Why are you going to this ASP? (A) I do not want to go home and be alone.	3.6%				
. Why are you going to this ASP? (A) My friends go here.	42.9%				
. Why are you going to this ASP? (A) There are interesting things to do here.	25.0%				
. Why are you going to this ASP? (A) The school suggested I go.	39.3%				
. Why are you going to this ASP? (A) It is a safe place to be after school.	53.6%				
. Why are you going to this ASP? (A) To get help with my school work.	71.4%				
. Why are you going to this ASP? (A) I attended this after school program last year.	17.9%				
. Why are you going to this ASP? (A) Other or don't know.	0.0%				



SFUSD ASP Grade 4 Student Satisfaction Survey 2010

Argonne ES Summary Report

Total 14 Respondents

RESPONSE PERCENT					MEAN
Strongly Agree - 4 -	Agree - 3 -	Disagree - 2 -	Strongly Disagree - 1 -	Don't Know	

Questions

Access and Equity

1. The people who work in my after school program care about all the students in the program.	64.3%	28.6%	0.0%	7.1%	0.0%	3.50
2. The students in my after school program treat each other with respect.	28.6%	71.4%	0.0%	0.0%	0.0%	3.29
3. The people in my after school program respect my language and culture.	35.7%	42.9%	0.0%	0.0%	21.4%	3.45
4. I get the help I need to complete my homework in after school.	64.3%	35.7%	0.0%	0.0%	0.0%	3.64
5. My after school program is a positive and safe place for learning.	76.9%	23.1%	0.0%	0.0%	0.0%	3.77
6. I feel safer in my after school program than during the regular school day.	38.5%	38.5%	0.0%	0.0%	23.1%	3.50

Student Achievement

7. The people who work in my after school program make clear what they expect from me.	35.7%	50.0%	0.0%	0.0%	14.3%	3.42
8. The after school activities I participate in are interesting and fun.	42.9%	28.6%	7.1%	0.0%	21.4%	3.45
9. The after school staff uses computers and other technology to help me learn.	28.6%	28.6%	28.6%	7.1%	7.1%	2.85
10. I often see my after school staff at school during the regular school day.	21.4%	35.7%	28.6%	7.1%	7.1%	2.77

Accountability

11. I have somebody at home who cares about me and helps me in my learning.	61.5%	23.1%	0.0%	15.4%	0.0%	3.31
12. The after school staff treats me and all other students with respect.	71.4%	21.4%	0.0%	0.0%	7.1%	3.77
13. I like my after school program and would recommend it to other students.	50.0%	35.7%	0.0%	0.0%	14.3%	3.58
14. The people who work in after school are knowledgeable and well prepared.	42.9%	14.3%	0.0%	0.0%	42.9%	3.75

RESPONSE PERCENT					
-A-	-B-	-C-	-D-	-E-	-F-

15. Favorite activities: (A) Homework	35.7%					
. Favorite activities: (A) Arts activities (music, dance, art, etc.)	50.0%					
. Favorite activities: (A) Reading activities	7.1%					
. Favorite activities: (A) Writing activities	0.0%					
. Favorite activities: (A) Life skills (cooking, bike shop, etc.)	57.1%					
. Favorite activities: (A) Math or science	35.7%					
. Favorite activities: (A) Sports and games	57.1%					
. Favorite activities: (A) Technology (video, photography, etc.)	42.9%					
. Favorite activities: (A) Service-learning projects	0.0%					
16. Activities you wish you could do more of: (A) Homework	35.7%					
. Activities you wish you could do more of: (A) Arts activities (music, dance, art)	21.4%					
. Activities you wish you could do more of: (A) Reading activities	7.1%					
. Activities you wish you could do more of: (A) Writing activities	14.3%					
. Activities you wish you could do more of: (A) Life skills (cooking, bike shop, etc.)	57.1%					
. Activities you wish you could do more of: (A) Math or science	14.3%					
. Activities you wish you could do more of: (A) Sports and games	35.7%					
. Activities you wish you could do more of: (A) Technology (video, photography, etc.)	21.4%					
. Activities you wish you could do more of: (A) Service-learning projects	7.1%					
17. In how many after school service-learning projects did you participate this year? (A) 0, (B) 1, (C) 2, (D) 3, (E) 4, (F) 5+	0.0%	23.1%	15.4%	30.8%	7.7%	23.1%
18. I feel close to this number of adults in the ASP: (A) 0, (B) 1, (C) 2, (D) 3, (E) 4, (F) 5+	0.0%	0.0%	7.1%	14.3%	7.1%	71.4%
19. I feel close to this number of students in the ASP: (A) 0, (B) 1, (C) 2, (D) 3, (E) 4, (F) 5+	0.0%	0.0%	0.0%	0.0%	21.4%	78.6%

Background Information

A. My gender: (A) Female, (B) Male	42.9%	57.1%	0.0%	0.0%	0.0%
B. Number of years I have attended this ASP: (A) 1, (B) 2, (C) 3, (D) 4, (E) 5 or more	16.7%	33.3%	16.7%	8.3%	25.0%
C. Number of days a week I attend this ASP: (A) 1, (B) 2, (C) 3, (D) 4, (E) 5	0.0%	0.0%	0.0%	7.1%	92.9%
D. Why are you going to this ASP? (A) My parents want me to go.	42.9%				
. Why are you going to this ASP? (A) I do not want to go home and be alone.	7.1%				
. Why are you going to this ASP? (A) My friends go here.	21.4%				
. Why are you going to this ASP? (A) There are interesting things to do here.	7.1%				
. Why are you going to this ASP? (A) The school suggested I go.	7.1%				
. Why are you going to this ASP? (A) It is a safe place to be after school.	28.6%				
. Why are you going to this ASP? (A) To get help with my school work.	57.1%				
. Why are you going to this ASP? (A) I attended this after school program last year.	0.0%				
. Why are you going to this ASP? (A) Other or don't know.	28.6%				



SFUSD ASP Grade 4 Student Satisfaction Survey 2010

Bryant ES Summary Report

Total 11 Respondents

RESPONSE PERCENT					MEAN
Strongly Agree - 4 -	Agree - 3 -	Disagree - 2 -	Strongly Disagree - 1 -	Don't Know	

Questions

Access and Equity

1. The people who work in my after school program care about all the students in the program.	36.4%	45.5%	0.0%	9.1%	9.1%	3.20
2. The students in my after school program treat each other with respect.	27.3%	18.2%	9.1%	36.4%	9.1%	2.40
3. The people in my after school program respect my language and culture.	9.1%	36.4%	27.3%	27.3%	0.0%	2.27
4. I get the help I need to complete my homework in after school.	45.5%	36.4%	9.1%	9.1%	0.0%	3.18
5. My after school program is a positive and safe place for learning.	63.6%	18.2%	18.2%	0.0%	0.0%	3.45
6. I feel safer in my after school program than during the regular school day.	27.3%	36.4%	0.0%	18.2%	18.2%	2.89

Student Achievement

7. The people who work in my after school program make clear what they expect from me.	27.3%	36.4%	9.1%	9.1%	18.2%	3.00
8. The after school activities I participate in are interesting and fun.	36.4%	36.4%	9.1%	9.1%	9.1%	3.10
9. The after school staff uses computers and other technology to help me learn.	30.0%	50.0%	10.0%	0.0%	10.0%	3.22
10. I often see my after school staff at school during the regular school day.	40.0%	10.0%	20.0%	20.0%	10.0%	2.78

Accountability

11. I have somebody at home who cares about me and helps me in my learning.	90.9%	0.0%	0.0%	0.0%	9.1%	4.00
12. The after school staff treats me and all other students with respect.	54.5%	36.4%	0.0%	9.1%	0.0%	3.36
13. I like my after school program and would recommend it to other students.	54.5%	36.4%	0.0%	9.1%	0.0%	3.36
14. The people who work in after school are knowledgeable and well prepared.	36.4%	54.5%	0.0%	9.1%	0.0%	3.18

RESPONSE PERCENT

	-A-	-B-	-C-	-D-	-E-	-F-
15. Favorite activities: (A) Homework						27.3%
. Favorite activities: (A) Arts activities (music, dance, art, etc.)						36.4%
. Favorite activities: (A) Reading activities						9.1%
. Favorite activities: (A) Writing activities						0.0%
. Favorite activities: (A) Life skills (cooking, bike shop, etc.)						36.4%
. Favorite activities: (A) Math or science						27.3%
. Favorite activities: (A) Sports and games						63.6%
. Favorite activities: (A) Technology (video, photography, etc.)						36.4%
. Favorite activities: (A) Service-learning projects						9.1%
16. Activities you wish you could do more of: (A) Homework						0.0%
. Activities you wish you could do more of: (A) Arts activities (music, dance, art)						18.2%
. Activities you wish you could do more of: (A) Reading activities						0.0%
. Activities you wish you could do more of: (A) Writing activities						9.1%
. Activities you wish you could do more of: (A) Life skills (cooking, bike shop, etc.)						27.3%
. Activities you wish you could do more of: (A) Math or science						27.3%
. Activities you wish you could do more of: (A) Sports and games						63.6%
. Activities you wish you could do more of: (A) Technology (video, photography, etc.)						27.3%
. Activities you wish you could do more of: (A) Service-learning projects						9.1%
17. In how many after school service-learning projects did you participate this year? (A) 0, (B) 1, (C) 2, (D) 3, (E) 4, (F) 5+	10.0%	10.0%	30.0%	10.0%	0.0%	40.0%
18. I feel close to this number of adults in the ASP: (A) 0, (B) 1, (C) 2, (D) 3, (E) 4, (F) 5+	10.0%	0.0%	0.0%	0.0%	40.0%	50.0%
19. I feel close to this number of students in the ASP: (A) 0, (B) 1, (C) 2, (D) 3, (E) 4, (F) 5+	9.1%	27.3%	0.0%	9.1%	0.0%	54.5%

Background Information

A. My gender: (A) Female, (B) Male	54.5%	45.5%	0.0%	0.0%	0.0%
B. Number of years I have attended this ASP: (A) 1, (B) 2, (C) 3, (D) 4, (E) 5 or more	27.3%	45.5%	0.0%	18.2%	9.1%
C. Number of days a week I attend this ASP: (A) 1, (B) 2, (C) 3, (D) 4, (E) 5	18.2%	0.0%	9.1%	0.0%	72.7%
D. Why are you going to this ASP? (A) My parents want me to go.	18.2%				
. Why are you going to this ASP? (A) I do not want to go home and be alone.	9.1%				
. Why are you going to this ASP? (A) My friends go here.	9.1%				
. Why are you going to this ASP? (A) There are interesting things to do here.	45.5%				
. Why are you going to this ASP? (A) The school suggested I go.	9.1%				
. Why are you going to this ASP? (A) It is a safe place to be after school.	9.1%				
. Why are you going to this ASP? (A) To get help with my school work.	18.2%				
. Why are you going to this ASP? (A) I attended this after school program last year.	9.1%				
. Why are you going to this ASP? (A) Other or don't know.	27.3%				



SFUSD ASP Grade 4 Student Satisfaction Survey 2010

Buena Vista ES Summary Report

Total 20 Respondents

RESPONSE PERCENT					MEAN
Strongly Agree - 4 -	Agree - 3 -	Disagree - 2 -	Strongly Disagree - 1 -	Don't Know	

Questions

Access and Equity

1. The people who work in my after school program care about all the students in the program.	22.2%	55.6%	11.1%	5.6%	5.6%	3.00
2. The students in my after school program treat each other with respect.	0.0%	33.3%	33.3%	11.1%	22.2%	2.29
3. The people in my after school program respect my language and culture.	31.6%	52.6%	5.3%	5.3%	5.3%	3.17
4. I get the help I need to complete my homework in after school.	21.1%	68.4%	0.0%	0.0%	10.5%	3.24
5. My after school program is a positive and safe place for learning.	36.8%	47.4%	10.5%	0.0%	5.3%	3.28
6. I feel safer in my after school program than during the regular school day.	21.1%	31.6%	31.6%	15.8%	0.0%	2.58

Student Achievement

7. The people who work in my after school program make clear what they expect from me.	26.3%	47.4%	10.5%	5.3%	10.5%	3.06
8. The after school activities I participate in are interesting and fun.	15.0%	60.0%	25.0%	0.0%	0.0%	2.90
9. The after school staff uses computers and other technology to help me learn.	11.1%	22.2%	16.7%	50.0%	0.0%	1.94
10. I often see my after school staff at school during the regular school day.	11.8%	23.5%	23.5%	11.8%	29.4%	2.50

Accountability

11. I have somebody at home who cares about me and helps me in my learning.	47.4%	21.1%	5.3%	15.8%	10.5%	3.12
12. The after school staff treats me and all other students with respect.	5.6%	72.2%	5.6%	5.6%	11.1%	2.88
13. I like my after school program and would recommend it to other students.	30.0%	30.0%	15.0%	15.0%	10.0%	2.83
14. The people who work in after school are knowledgeable and well prepared.	20.0%	50.0%	25.0%	0.0%	5.0%	2.95

RESPONSE PERCENT

	-A-	-B-	-C-	-D-	-E-	-F-
15. Favorite activities: (A) Homework	20.0%					
. Favorite activities: (A) Arts activities (music, dance, art, etc.)	35.0%					
. Favorite activities: (A) Reading activities	5.0%					
. Favorite activities: (A) Writing activities	5.0%					
. Favorite activities: (A) Life skills (cooking, bike shop, etc.)	20.0%					
. Favorite activities: (A) Math or science	10.0%					
. Favorite activities: (A) Sports and games	70.0%					
. Favorite activities: (A) Technology (video, photography, etc.)	20.0%					
. Favorite activities: (A) Service-learning projects	0.0%					
16. Activities you wish you could do more of: (A) Homework	20.0%					
. Activities you wish you could do more of: (A) Arts activities (music, dance, art)	45.0%					
. Activities you wish you could do more of: (A) Reading activities	5.0%					
. Activities you wish you could do more of: (A) Writing activities	0.0%					
. Activities you wish you could do more of: (A) Life skills (cooking, bike shop, etc.)	25.0%					
. Activities you wish you could do more of: (A) Math or science	5.0%					
. Activities you wish you could do more of: (A) Sports and games	65.0%					
. Activities you wish you could do more of: (A) Technology (video, photography, etc.)	25.0%					
. Activities you wish you could do more of: (A) Service-learning projects	5.0%					
17. In how many after school service-learning projects did you participate this year? (A) 0, (B) 1, (C) 2, (D) 3, (E) 4, (F) 5+	63.2%	0.0%	10.5%	0.0%	0.0%	26.3%
18. I feel close to this number of adults in the ASP: (A) 0, (B) 1, (C) 2, (D) 3, (E) 4, (F) 5+	5.0%	15.0%	15.0%	25.0%	0.0%	40.0%
19. I feel close to this number of students in the ASP: (A) 0, (B) 1, (C) 2, (D) 3, (E) 4, (F) 5+	0.0%	0.0%	15.0%	0.0%	15.0%	70.0%

Background Information

A. My gender: (A) Female, (B) Male	45.0%	55.0%	0.0%	0.0%	0.0%
B. Number of years I have attended this ASP: (A) 1, (B) 2, (C) 3, (D) 4, (E) 5 or more	30.0%	25.0%	30.0%	5.0%	10.0%
C. Number of days a week I attend this ASP: (A) 1, (B) 2, (C) 3, (D) 4, (E) 5	0.0%	5.6%	0.0%	5.6%	88.9%
D. Why are you going to this ASP? (A) My parents want me to go.	55.0%				
. Why are you going to this ASP? (A) I do not want to go home and be alone.	5.0%				
. Why are you going to this ASP? (A) My friends go here.	20.0%				
. Why are you going to this ASP? (A) There are interesting things to do here.	5.0%				
. Why are you going to this ASP? (A) The school suggested I go.	10.0%				
. Why are you going to this ASP? (A) It is a safe place to be after school.	10.0%				
. Why are you going to this ASP? (A) To get help with my school work.	50.0%				
. Why are you going to this ASP? (A) I attended this after school program last year.	25.0%				
. Why are you going to this ASP? (A) Other or don't know.	10.0%				



SFUSD ASP Grade 4 Student Satisfaction Survey 2010

Carmichael ES Summary Report

Total 21 Respondents

RESPONSE PERCENT					MEAN
Strongly Agree - 4 -	Agree - 3 -	Disagree - 2 -	Strongly Disagree - 1 -	Don't Know	

Questions

Access and Equity

1. The people who work in my after school program care about all the students in the program.	66.7%	33.3%	0.0%	0.0%	0.0%	3.67
2. The students in my after school program treat each other with respect.	19.0%	33.3%	38.1%	0.0%	9.5%	2.79
3. The people in my after school program respect my language and culture.	57.1%	14.3%	9.5%	4.8%	14.3%	3.44
4. I get the help I need to complete my homework in after school.	52.4%	47.6%	0.0%	0.0%	0.0%	3.52
5. My after school program is a positive and safe place for learning.	81.0%	14.3%	0.0%	4.8%	0.0%	3.71
6. I feel safer in my after school program than during the regular school day.	28.6%	38.1%	0.0%	0.0%	33.3%	3.43

Student Achievement

7. The people who work in my after school program make clear what they expect from me.	47.6%	28.6%	9.5%	0.0%	14.3%	3.44
8. The after school activities I participate in are interesting and fun.	57.1%	33.3%	4.8%	0.0%	4.8%	3.55
9. The after school staff uses computers and other technology to help me learn.	19.0%	23.8%	19.0%	23.8%	14.3%	2.44
10. I often see my after school staff at school during the regular school day.	9.5%	52.4%	23.8%	0.0%	14.3%	2.83

Accountability

11. I have somebody at home who cares about me and helps me in my learning.	61.9%	38.1%	0.0%	0.0%	0.0%	3.62
12. The after school staff treats me and all other students with respect.	55.0%	40.0%	5.0%	0.0%	0.0%	3.50
13. I like my after school program and would recommend it to other students.	52.4%	42.9%	0.0%	0.0%	4.8%	3.55
14. The people who work in after school are knowledgeable and well prepared.	42.9%	38.1%	4.8%	0.0%	14.3%	3.44

RESPONSE PERCENT					
-A-	-B-	-C-	-D-	-E-	-F-

15. Favorite activities: (A) Homework	28.6%					
. Favorite activities: (A) Arts activities (music, dance, art, etc.)	28.6%					
. Favorite activities: (A) Reading activities	4.8%					
. Favorite activities: (A) Writing activities	0.0%					
. Favorite activities: (A) Life skills (cooking, bike shop, etc.)	28.6%					
. Favorite activities: (A) Math or science	42.9%					
. Favorite activities: (A) Sports and games	57.1%					
. Favorite activities: (A) Technology (video, photography, etc.)	28.6%					
. Favorite activities: (A) Service-learning projects	0.0%					
16. Activities you wish you could do more of: (A) Homework	14.3%					
. Activities you wish you could do more of: (A) Arts activities (music, dance, art)	23.8%					
. Activities you wish you could do more of: (A) Reading activities	23.8%					
. Activities you wish you could do more of: (A) Writing activities	14.3%					
. Activities you wish you could do more of: (A) Life skills (cooking, bike shop, etc.)	47.6%					
. Activities you wish you could do more of: (A) Math or science	28.6%					
. Activities you wish you could do more of: (A) Sports and games	38.1%					
. Activities you wish you could do more of: (A) Technology (video, photography, etc.)	28.6%					
. Activities you wish you could do more of: (A) Service-learning projects	23.8%					
17. In how many after school service-learning projects did you participate this year? (A) 0, (B) 1, (C) 2, (D) 3, (E) 4, (F) 5+	47.6%	9.5%	14.3%	0.0%	0.0%	28.6%
18. I feel close to this number of adults in the ASP: (A) 0, (B) 1, (C) 2, (D) 3, (E) 4, (F) 5+	0.0%	9.5%	19.0%	23.8%	9.5%	38.1%
19. I feel close to this number of students in the ASP: (A) 0, (B) 1, (C) 2, (D) 3, (E) 4, (F) 5+	4.8%	0.0%	0.0%	0.0%	14.3%	81.0%

Background Information

A. My gender: (A) Female, (B) Male	63.2%	36.8%	0.0%	0.0%	0.0%
B. Number of years I have attended this ASP: (A) 1, (B) 2, (C) 3, (D) 4, (E) 5 or more	14.3%	19.0%	14.3%	28.6%	23.8%
C. Number of days a week I attend this ASP: (A) 1, (B) 2, (C) 3, (D) 4, (E) 5	0.0%	0.0%	0.0%	5.0%	95.0%
D. Why are you going to this ASP? (A) My parents want me to go.	38.1%				
. Why are you going to this ASP? (A) I do not want to go home and be alone.	19.0%				
. Why are you going to this ASP? (A) My friends go here.	4.8%				
. Why are you going to this ASP? (A) There are interesting things to do here.	28.6%				
. Why are you going to this ASP? (A) The school suggested I go.	4.8%				
. Why are you going to this ASP? (A) It is a safe place to be after school.	28.6%				
. Why are you going to this ASP? (A) To get help with my school work.	14.3%				
. Why are you going to this ASP? (A) I attended this after school program last year.	0.0%				
. Why are you going to this ASP? (A) Other or don't know.	9.5%				



SFUSD ASP Grade 4 Student Satisfaction Survey 2010

Carver ES Summary Report

Total 7 Respondents

RESPONSE PERCENT					MEAN
Strongly Agree - 4 -	Agree - 3 -	Disagree - 2 -	Strongly Disagree - 1 -	Don't Know	

Questions

Access and Equity

1. The people who work in my after school program care about all the students in the program.	71.4%	28.6%	0.0%	0.0%	0.0%	3.71
2. The students in my after school program treat each other with respect.	28.6%	57.1%	0.0%	0.0%	14.3%	3.33
3. The people in my after school program respect my language and culture.	28.6%	42.9%	14.3%	14.3%	0.0%	2.86
4. I get the help I need to complete my homework in after school.	83.3%	16.7%	0.0%	0.0%	0.0%	3.83
5. My after school program is a positive and safe place for learning.	50.0%	50.0%	0.0%	0.0%	0.0%	3.50
6. I feel safer in my after school program than during the regular school day.	66.7%	16.7%	0.0%	0.0%	16.7%	3.80

Student Achievement

7. The people who work in my after school program make clear what they expect from me.	83.3%	16.7%	0.0%	0.0%	0.0%	3.83
8. The after school activities I participate in are interesting and fun.	83.3%	16.7%	0.0%	0.0%	0.0%	3.83
9. The after school staff uses computers and other technology to help me learn.	57.1%	42.9%	0.0%	0.0%	0.0%	3.57
10. I often see my after school staff at school during the regular school day.	16.7%	83.3%	0.0%	0.0%	0.0%	3.17

Accountability

11. I have somebody at home who cares about me and helps me in my learning.	85.7%	14.3%	0.0%	0.0%	0.0%	3.86
12. The after school staff treats me and all other students with respect.	71.4%	28.6%	0.0%	0.0%	0.0%	3.71
13. I like my after school program and would recommend it to other students.	85.7%	14.3%	0.0%	0.0%	0.0%	3.86
14. The people who work in after school are knowledgeable and well prepared.	66.7%	33.3%	0.0%	0.0%	0.0%	3.67

RESPONSE PERCENT

	-A-	-B-	-C-	-D-	-E-	-F-
15. Favorite activities: (A) Homework		28.6%				
. Favorite activities: (A) Arts activities (music, dance, art, etc.)		57.1%				
. Favorite activities: (A) Reading activities		0.0%				
. Favorite activities: (A) Writing activities		0.0%				
. Favorite activities: (A) Life skills (cooking, bike shop, etc.)		57.1%				
. Favorite activities: (A) Math or science		28.6%				
. Favorite activities: (A) Sports and games		85.7%				
. Favorite activities: (A) Technology (video, photography, etc.)		28.6%				
. Favorite activities: (A) Service-learning projects		0.0%				
16. Activities you wish you could do more of: (A) Homework		0.0%				
. Activities you wish you could do more of: (A) Arts activities (music, dance, art)		42.9%				
. Activities you wish you could do more of: (A) Reading activities		0.0%				
. Activities you wish you could do more of: (A) Writing activities		0.0%				
. Activities you wish you could do more of: (A) Life skills (cooking, bike shop, etc.)		42.9%				
. Activities you wish you could do more of: (A) Math or science		28.6%				
. Activities you wish you could do more of: (A) Sports and games		42.9%				
. Activities you wish you could do more of: (A) Technology (video, photography, etc.)		28.6%				
. Activities you wish you could do more of: (A) Service-learning projects		0.0%				
17. In how many after school service-learning projects did you participate this year? (A) 0, (B) 1, (C) 2, (D) 3, (E) 4, (F) 5+	0.0%	42.9%	0.0%	0.0%	28.6%	28.6%
18. I feel close to this number of adults in the ASP: (A) 0, (B) 1, (C) 2, (D) 3, (E) 4, (F) 5+	0.0%	0.0%	28.6%	0.0%	28.6%	42.9%
19. I feel close to this number of students in the ASP: (A) 0, (B) 1, (C) 2, (D) 3, (E) 4, (F) 5+	0.0%	0.0%	14.3%	0.0%	0.0%	85.7%

Background Information

A. My gender: (A) Female, (B) Male	83.3%	16.7%	0.0%	0.0%	0.0%
B. Number of years I have attended this ASP: (A) 1, (B) 2, (C) 3, (D) 4, (E) 5 or more	0.0%	66.7%	16.7%	0.0%	16.7%
C. Number of days a week I attend this ASP: (A) 1, (B) 2, (C) 3, (D) 4, (E) 5	0.0%	0.0%	0.0%	0.0%	100.0%
D. Why are you going to this ASP? (A) My parents want me to go.	42.9%				
. Why are you going to this ASP? (A) I do not want to go home and be alone.	0.0%				
. Why are you going to this ASP? (A) My friends go here.	0.0%				
. Why are you going to this ASP? (A) There are interesting things to do here.	14.3%				
. Why are you going to this ASP? (A) The school suggested I go.	0.0%				
. Why are you going to this ASP? (A) It is a safe place to be after school.	0.0%				
. Why are you going to this ASP? (A) To get help with my school work.	42.9%				
. Why are you going to this ASP? (A) I attended this after school program last year.	0.0%				
. Why are you going to this ASP? (A) Other or don't know.	14.3%				



SFUSD ASP Grade 4 Student Satisfaction Survey 2010

Chavez ES Summary Report

Total 9 Respondents

RESPONSE PERCENT					MEAN
Strongly Agree - 4 -	Agree - 3 -	Disagree - 2 -	Strongly Disagree - 1 -	Don't Know	

Questions

Access and Equity

1. The people who work in my after school program care about all the students in the program.	66.7%	22.2%	11.1%	0.0%	0.0%	3.56
2. The students in my after school program treat each other with respect.	22.2%	55.6%	22.2%	0.0%	0.0%	3.00
3. The people in my after school program respect my language and culture.	100.0%	0.0%	0.0%	0.0%	0.0%	4.00
4. I get the help I need to complete my homework in after school.	77.8%	22.2%	0.0%	0.0%	0.0%	3.78
5. My after school program is a positive and safe place for learning.	55.6%	33.3%	11.1%	0.0%	0.0%	3.44
6. I feel safer in my after school program than during the regular school day.	11.1%	33.3%	11.1%	11.1%	33.3%	2.67

Student Achievement

7. The people who work in my after school program make clear what they expect from me.	88.9%	0.0%	0.0%	0.0%	11.1%	4.00
8. The after school activities I participate in are interesting and fun.	33.3%	55.6%	11.1%	0.0%	0.0%	3.22
9. The after school staff uses computers and other technology to help me learn.	44.4%	55.6%	0.0%	0.0%	0.0%	3.44
10. I often see my after school staff at school during the regular school day.	11.1%	66.7%	11.1%	11.1%	0.0%	2.78

Accountability

11. I have somebody at home who cares about me and helps me in my learning.	88.9%	11.1%	0.0%	0.0%	0.0%	3.89
12. The after school staff treats me and all other students with respect.	33.3%	44.4%	11.1%	11.1%	0.0%	3.00
13. I like my after school program and would recommend it to other students.	55.6%	33.3%	11.1%	0.0%	0.0%	3.44
14. The people who work in after school are knowledgeable and well prepared.	44.4%	55.6%	0.0%	0.0%	0.0%	3.44

RESPONSE PERCENT

	-A-	-B-	-C-	-D-	-E-	-F-
15. Favorite activities: (A) Homework	11.1%					
. Favorite activities: (A) Arts activities (music, dance, art, etc.)	55.6%					
. Favorite activities: (A) Reading activities	11.1%					
. Favorite activities: (A) Writing activities	0.0%					
. Favorite activities: (A) Life skills (cooking, bike shop, etc.)	11.1%					
. Favorite activities: (A) Math or science	11.1%					
. Favorite activities: (A) Sports and games	66.7%					
. Favorite activities: (A) Technology (video, photography, etc.)	77.8%					
. Favorite activities: (A) Service-learning projects	0.0%					
16. Activities you wish you could do more of: (A) Homework	33.3%					
. Activities you wish you could do more of: (A) Arts activities (music, dance, art)	33.3%					
. Activities you wish you could do more of: (A) Reading activities	0.0%					
. Activities you wish you could do more of: (A) Writing activities	11.1%					
. Activities you wish you could do more of: (A) Life skills (cooking, bike shop, etc.)	44.4%					
. Activities you wish you could do more of: (A) Math or science	22.2%					
. Activities you wish you could do more of: (A) Sports and games	66.7%					
. Activities you wish you could do more of: (A) Technology (video, photography, etc.)	66.7%					
. Activities you wish you could do more of: (A) Service-learning projects	22.2%					
17. In how many after school service-learning projects did you participate this year? (A) 0, (B) 1, (C) 2, (D) 3, (E) 4, (F) 5+	33.3%	11.1%	11.1%	22.2%	11.1%	11.1%
18. I feel close to this number of adults in the ASP: (A) 0, (B) 1, (C) 2, (D) 3, (E) 4, (F) 5+	0.0%	11.1%	22.2%	11.1%	44.4%	11.1%
19. I feel close to this number of students in the ASP: (A) 0, (B) 1, (C) 2, (D) 3, (E) 4, (F) 5+	11.1%	0.0%	11.1%	33.3%	0.0%	44.4%

Background Information

A. My gender: (A) Female, (B) Male	62.5%	37.5%	0.0%	0.0%	0.0%
B. Number of years I have attended this ASP: (A) 1, (B) 2, (C) 3, (D) 4, (E) 5 or more	22.2%	33.3%	22.2%	22.2%	0.0%
C. Number of days a week I attend this ASP: (A) 1, (B) 2, (C) 3, (D) 4, (E) 5	0.0%	55.6%	44.4%	0.0%	0.0%
D. Why are you going to this ASP? (A) My parents want me to go.	66.7%				
. Why are you going to this ASP? (A) I do not want to go home and be alone.	11.1%				
. Why are you going to this ASP? (A) My friends go here.	55.6%				
. Why are you going to this ASP? (A) There are interesting things to do here.	44.4%				
. Why are you going to this ASP? (A) The school suggested I go.	11.1%				
. Why are you going to this ASP? (A) It is a safe place to be after school.	11.1%				
. Why are you going to this ASP? (A) To get help with my school work.	44.4%				
. Why are you going to this ASP? (A) I attended this after school program last year.	22.2%				
. Why are you going to this ASP? (A) Other or don't know.	0.0%				



SFUSD ASP Grade 4 Student Satisfaction Survey 2010

Chin ES Summary Report

Total 54 Respondents

RESPONSE PERCENT					
Strongly Agree	Agree	Disagree	Strongly Disagree	Don't Know	MEAN
- 4 -	- 3 -	- 2 -	- 1 -		

Questions

Access and Equity

1. The people who work in my after school program care about all the students in the program.	50.0%	44.2%	1.9%	0.0%	3.8%	3.50
2. The students in my after school program treat each other with respect.	26.4%	28.3%	26.4%	1.9%	17.0%	2.95
3. The people in my after school program respect my language and culture.	48.1%	31.5%	13.0%	0.0%	7.4%	3.38
4. I get the help I need to complete my homework in after school.	54.7%	41.5%	1.9%	0.0%	1.9%	3.54
5. My after school program is a positive and safe place for learning.	44.2%	46.2%	0.0%	1.9%	7.7%	3.44
6. I feel safer in my after school program than during the regular school day.	29.6%	24.1%	5.6%	7.4%	33.3%	3.14

Student Achievement

7. The people who work in my after school program make clear what they expect from me.	34.0%	50.9%	1.9%	1.9%	11.3%	3.32
8. The after school activities I participate in are interesting and fun.	40.4%	40.4%	5.8%	0.0%	13.5%	3.40
9. The after school staff uses computers and other technology to help me learn.	5.8%	21.2%	25.0%	28.8%	19.2%	2.05
10. I often see my after school staff at school during the regular school day.	16.0%	40.0%	22.0%	10.0%	12.0%	2.70

Accountability

11. I have somebody at home who cares about me and helps me in my learning.	50.0%	33.3%	5.6%	3.7%	7.4%	3.40
12. The after school staff treats me and all other students with respect.	47.2%	45.3%	5.7%	1.9%	0.0%	3.38
13. I like my after school program and would recommend it to other students.	30.2%	41.5%	9.4%	1.9%	17.0%	3.20
14. The people who work in after school are knowledgeable and well prepared.	37.7%	47.2%	1.9%	0.0%	13.2%	3.41

RESPONSE PERCENT					
-A-	-B-	-C-	-D-	-E-	-F-

15. Favorite activities: (A) Homework	44.4%					
. Favorite activities: (A) Arts activities (music, dance, art, etc.)	25.9%					
. Favorite activities: (A) Reading activities	13.0%					
. Favorite activities: (A) Writing activities	9.3%					
. Favorite activities: (A) Life skills (cooking, bike shop, etc.)	38.9%					
. Favorite activities: (A) Math or science	37.0%					
. Favorite activities: (A) Sports and games	55.6%					
. Favorite activities: (A) Technology (video, photography, etc.)	29.6%					
. Favorite activities: (A) Service-learning projects	7.4%					
16. Activities you wish you could do more of: (A) Homework	29.6%					
. Activities you wish you could do more of: (A) Arts activities (music, dance, art)	29.6%					
. Activities you wish you could do more of: (A) Reading activities	11.1%					
. Activities you wish you could do more of: (A) Writing activities	9.3%					
. Activities you wish you could do more of: (A) Life skills (cooking, bike shop, etc.)	35.2%					
. Activities you wish you could do more of: (A) Math or science	25.9%					
. Activities you wish you could do more of: (A) Sports and games	55.6%					
. Activities you wish you could do more of: (A) Technology (video, photography, etc.)	27.8%					
. Activities you wish you could do more of: (A) Service-learning projects	11.1%					
17. In how many after school service-learning projects did you participate this year? (A) 0, (B) 1, (C) 2, (D) 3, (E) 4, (F) 5+	22.4%	12.2%	12.2%	6.1%	2.0%	44.9%
18. I feel close to this number of adults in the ASP: (A) 0, (B) 1, (C) 2, (D) 3, (E) 4, (F) 5+	5.9%	11.8%	9.8%	11.8%	9.8%	51.0%
19. I feel close to this number of students in the ASP: (A) 0, (B) 1, (C) 2, (D) 3, (E) 4, (F) 5+	5.7%	5.7%	9.4%	7.5%	3.8%	67.9%

Background Information

A. My gender: (A) Female, (B) Male	54.7%	45.3%	0.0%	0.0%	0.0%
B. Number of years I have attended this ASP: (A) 1, (B) 2, (C) 3, (D) 4, (E) 5 or more	32.7%	26.9%	21.2%	5.8%	13.5%
C. Number of days a week I attend this ASP: (A) 1, (B) 2, (C) 3, (D) 4, (E) 5	0.0%	0.0%	0.0%	2.0%	98.0%
D. Why are you going to this ASP? (A) My parents want me to go.	59.3%				
. Why are you going to this ASP? (A) I do not want to go home and be alone.	13.0%				
. Why are you going to this ASP? (A) My friends go here.	20.4%				
. Why are you going to this ASP? (A) There are interesting things to do here.	18.5%				
. Why are you going to this ASP? (A) The school suggested I go.	16.7%				
. Why are you going to this ASP? (A) It is a safe place to be after school.	7.4%				
. Why are you going to this ASP? (A) To get help with my school work.	53.7%				
. Why are you going to this ASP? (A) I attended this after school program last year.	18.5%				
. Why are you going to this ASP? (A) Other or don't know.	14.8%				



SFUSD ASP Grade 4 Student Satisfaction Survey 2010

Chinese Ed Ctr ES Summary Report

Total 24 Respondents

RESPONSE PERCENT					MEAN
Strongly Agree	Agree	Disagree	Strongly Disagree	Don't Know	
- 4 -	- 3 -	- 2 -	- 1 -		

Questions

Access and Equity

1. The people who work in my after school program care about all the students in the program.	20.8%	79.2%	0.0%	0.0%	0.0%	3.21
2. The students in my after school program treat each other with respect.	0.0%	45.8%	37.5%	0.0%	16.7%	2.55
3. The people in my after school program respect my language and culture.	20.8%	50.0%	0.0%	0.0%	29.2%	3.29
4. I get the help I need to complete my homework in after school.	45.8%	50.0%	0.0%	4.2%	0.0%	3.38
5. My after school program is a positive and safe place for learning.	25.0%	58.3%	8.3%	0.0%	8.3%	3.18
6. I feel safer in my after school program than during the regular school day.	4.3%	8.7%	13.0%	13.0%	60.9%	2.11

Student Achievement

7. The people who work in my after school program make clear what they expect from me.	0.0%	50.0%	0.0%	0.0%	50.0%	3.00
8. The after school activities I participate in are interesting and fun.	4.2%	33.3%	16.7%	45.8%	0.0%	1.96
9. The after school staff uses computers and other technology to help me learn.	4.3%	17.4%	26.1%	26.1%	26.1%	2.00
10. I often see my after school staff at school during the regular school day.	12.5%	12.5%	12.5%	12.5%	50.0%	2.50

Accountability

11. I have somebody at home who cares about me and helps me in my learning.	29.2%	50.0%	8.3%	8.3%	4.2%	3.04
12. The after school staff treats me and all other students with respect.	12.5%	16.7%	45.8%	16.7%	8.3%	2.27
13. I like my after school program and would recommend it to other students.	0.0%	45.8%	16.7%	12.5%	25.0%	2.44
14. The people who work in after school are knowledgeable and well prepared.	8.3%	29.2%	0.0%	4.2%	58.3%	3.00

RESPONSE PERCENT

	-A-	-B-	-C-	-D-	-E-	-F-
15. Favorite activities: (A) Homework	54.2%					
. Favorite activities: (A) Arts activities (music, dance, art, etc.)	20.8%					
. Favorite activities: (A) Reading activities	12.5%					
. Favorite activities: (A) Writing activities	0.0%					
. Favorite activities: (A) Life skills (cooking, bike shop, etc.)	83.3%					
. Favorite activities: (A) Math or science	12.5%					
. Favorite activities: (A) Sports and games	66.7%					
. Favorite activities: (A) Technology (video, photography, etc.)	20.8%					
. Favorite activities: (A) Service-learning projects	4.2%					
16. Activities you wish you could do more of: (A) Homework	45.8%					
. Activities you wish you could do more of: (A) Arts activities (music, dance, art)	16.7%					
. Activities you wish you could do more of: (A) Reading activities	12.5%					
. Activities you wish you could do more of: (A) Writing activities	0.0%					
. Activities you wish you could do more of: (A) Life skills (cooking, bike shop, etc.)	87.5%					
. Activities you wish you could do more of: (A) Math or science	12.5%					
. Activities you wish you could do more of: (A) Sports and games	66.7%					
. Activities you wish you could do more of: (A) Technology (video, photography, etc.)	16.7%					
. Activities you wish you could do more of: (A) Service-learning projects	4.2%					
17. In how many after school service-learning projects did you participate this year? (A) 0, (B) 1, (C) 2, (D) 3, (E) 4, (F) 5+	50.0%	25.0%	20.8%	4.2%	0.0%	
18. I feel close to this number of adults in the ASP: (A) 0, (B) 1, (C) 2, (D) 3, (E) 4, (F) 5+	50.0%	0.0%	0.0%	29.2%	4.2%	16.7%
19. I feel close to this number of students in the ASP: (A) 0, (B) 1, (C) 2, (D) 3, (E) 4, (F) 5+	4.2%	0.0%	4.2%	0.0%	0.0%	91.7%

Background Information

A. My gender: (A) Female, (B) Male	58.3%	41.7%	0.0%	0.0%	0.0%
B. Number of years I have attended this ASP: (A) 1, (B) 2, (C) 3, (D) 4, (E) 5 or more	79.2%	16.7%	0.0%	4.2%	0.0%
C. Number of days a week I attend this ASP: (A) 1, (B) 2, (C) 3, (D) 4, (E) 5	4.2%	0.0%	0.0%	0.0%	95.8%
D. Why are you going to this ASP? (A) My parents want me to go.	58.3%				
. Why are you going to this ASP? (A) I do not want to go home and be alone.	25.0%				
. Why are you going to this ASP? (A) My friends go here.	16.7%				
. Why are you going to this ASP? (A) There are interesting things to do here.	54.2%				
. Why are you going to this ASP? (A) The school suggested I go.	41.7%				
. Why are you going to this ASP? (A) It is a safe place to be after school.	16.7%				
. Why are you going to this ASP? (A) To get help with my school work.	87.5%				
. Why are you going to this ASP? (A) I attended this after school program last year.	16.7%				
. Why are you going to this ASP? (A) Other or don't know.	0.0%				



SFUSD ASP Grade 4 Student Satisfaction Survey 2010

Cleveland ES Summary Report

Total 10 Respondents

RESPONSE PERCENT					MEAN
Strongly Agree - 4 -	Agree - 3 -	Disagree - 2 -	Strongly Disagree - 1 -	Don't Know	

Questions

Access and Equity

1. The people who work in my after school program care about all the students in the program.	30.0%	30.0%	20.0%	0.0%	20.0%	3.13
2. The students in my after school program treat each other with respect.	0.0%	70.0%	20.0%	10.0%	0.0%	2.60
3. The people in my after school program respect my language and culture.	30.0%	70.0%	0.0%	0.0%	0.0%	3.30
4. I get the help I need to complete my homework in after school.	20.0%	50.0%	10.0%	0.0%	20.0%	3.13
5. My after school program is a positive and safe place for learning.	40.0%	60.0%	0.0%	0.0%	0.0%	3.40
6. I feel safer in my after school program than during the regular school day.	20.0%	20.0%	10.0%	0.0%	50.0%	3.20

Student Achievement

7. The people who work in my after school program make clear what they expect from me.	10.0%	80.0%	0.0%	0.0%	10.0%	3.11
8. The after school activities I participate in are interesting and fun.	40.0%	40.0%	0.0%	10.0%	10.0%	3.22
9. The after school staff uses computers and other technology to help me learn.	0.0%	10.0%	40.0%	40.0%	10.0%	1.67
10. I often see my after school staff at school during the regular school day.	0.0%	30.0%	30.0%	0.0%	40.0%	2.50

Accountability

11. I have somebody at home who cares about me and helps me in my learning.	30.0%	50.0%	0.0%	10.0%	10.0%	3.11
12. The after school staff treats me and all other students with respect.	30.0%	50.0%	20.0%	0.0%	0.0%	3.10
13. I like my after school program and would recommend it to other students.	50.0%	20.0%	0.0%	0.0%	30.0%	3.71
14. The people who work in after school are knowledgeable and well prepared.	44.4%	44.4%	0.0%	11.1%	0.0%	3.22

RESPONSE PERCENT

	-A-	-B-	-C-	-D-	-E-	-F-
15. Favorite activities: (A) Homework	20.0%					
. Favorite activities: (A) Arts activities (music, dance, art, etc.)	40.0%					
. Favorite activities: (A) Reading activities	10.0%					
. Favorite activities: (A) Writing activities	0.0%					
. Favorite activities: (A) Life skills (cooking, bike shop, etc.)	50.0%					
. Favorite activities: (A) Math or science	20.0%					
. Favorite activities: (A) Sports and games	90.0%					
. Favorite activities: (A) Technology (video, photography, etc.)	10.0%					
. Favorite activities: (A) Service-learning projects	0.0%					
16. Activities you wish you could do more of: (A) Homework	20.0%					
. Activities you wish you could do more of: (A) Arts activities (music, dance, art)	50.0%					
. Activities you wish you could do more of: (A) Reading activities	10.0%					
. Activities you wish you could do more of: (A) Writing activities	0.0%					
. Activities you wish you could do more of: (A) Life skills (cooking, bike shop, etc.)	60.0%					
. Activities you wish you could do more of: (A) Math or science	40.0%					
. Activities you wish you could do more of: (A) Sports and games	60.0%					
. Activities you wish you could do more of: (A) Technology (video, photography, etc.)	20.0%					
. Activities you wish you could do more of: (A) Service-learning projects	20.0%					
17. In how many after school service-learning projects did you participate this year? (A) 0, (B) 1, (C) 2, (D) 3, (E) 4, (F) 5+	10.0%	0.0%	20.0%	20.0%	20.0%	30.0%
18. I feel close to this number of adults in the ASP: (A) 0, (B) 1, (C) 2, (D) 3, (E) 4, (F) 5+	0.0%	10.0%	30.0%	10.0%	20.0%	30.0%
19. I feel close to this number of students in the ASP: (A) 0, (B) 1, (C) 2, (D) 3, (E) 4, (F) 5+	10.0%	10.0%	0.0%	10.0%	10.0%	60.0%

Background Information

A. My gender: (A) Female, (B) Male	50.0%	50.0%	0.0%	0.0%	0.0%
B. Number of years I have attended this ASP: (A) 1, (B) 2, (C) 3, (D) 4, (E) 5 or more	11.1%	22.2%	22.2%	44.4%	0.0%
C. Number of days a week I attend this ASP: (A) 1, (B) 2, (C) 3, (D) 4, (E) 5	0.0%	0.0%	0.0%	11.1%	88.9%
D. Why are you going to this ASP? (A) My parents want me to go.	40.0%				
. Why are you going to this ASP? (A) I do not want to go home and be alone.	0.0%				
. Why are you going to this ASP? (A) My friends go here.	10.0%				
. Why are you going to this ASP? (A) There are interesting things to do here.	10.0%				
. Why are you going to this ASP? (A) The school suggested I go.	0.0%				
. Why are you going to this ASP? (A) It is a safe place to be after school.	0.0%				
. Why are you going to this ASP? (A) To get help with my school work.	20.0%				
. Why are you going to this ASP? (A) I attended this after school program last year.	0.0%				
. Why are you going to this ASP? (A) Other or don't know.	50.0%				



SFUSD ASP Grade 4 Student Satisfaction Survey 2010

Cobb ES Summary Report

Total 9 Respondents

RESPONSE PERCENT					MEAN
Strongly Agree - 4 -	Agree - 3 -	Disagree - 2 -	Strongly Disagree - 1 -	Don't Know	

Questions

Access and Equity

1. The people who work in my after school program care about all the students in the program.	66.7%	33.3%	0.0%	0.0%	0.0%	3.67
2. The students in my after school program treat each other with respect.	0.0%	50.0%	12.5%	37.5%	0.0%	2.13
3. The people in my after school program respect my language and culture.	66.7%	22.2%	0.0%	11.1%	0.0%	3.44
4. I get the help I need to complete my homework in after school.	37.5%	50.0%	12.5%	0.0%	0.0%	3.25
5. My after school program is a positive and safe place for learning.	50.0%	37.5%	12.5%	0.0%	0.0%	3.38
6. I feel safer in my after school program than during the regular school day.	50.0%	12.5%	12.5%	0.0%	25.0%	3.50

Student Achievement

7. The people who work in my after school program make clear what they expect from me.	55.6%	33.3%	0.0%	0.0%	11.1%	3.63
8. The after school activities I participate in are interesting and fun.	44.4%	44.4%	11.1%	0.0%	0.0%	3.33
9. The after school staff uses computers and other technology to help me learn.	22.2%	33.3%	0.0%	22.2%	22.2%	2.71
10. I often see my after school staff at school during the regular school day.	11.1%	44.4%	22.2%	22.2%	0.0%	2.44

Accountability

11. I have somebody at home who cares about me and helps me in my learning.	88.9%	11.1%	0.0%	0.0%	0.0%	3.89
12. The after school staff treats me and all other students with respect.	33.3%	44.4%	11.1%	11.1%	0.0%	3.00
13. I like my after school program and would recommend it to other students.	66.7%	22.2%	11.1%	0.0%	0.0%	3.56
14. The people who work in after school are knowledgeable and well prepared.	50.0%	37.5%	0.0%	12.5%	0.0%	3.25

RESPONSE PERCENT					
-A-	-B-	-C-	-D-	-E-	-F-

15. Favorite activities: (A) Homework	11.1%					
. Favorite activities: (A) Arts activities (music, dance, art, etc.)	44.4%					
. Favorite activities: (A) Reading activities	11.1%					
. Favorite activities: (A) Writing activities	11.1%					
. Favorite activities: (A) Life skills (cooking, bike shop, etc.)	33.3%					
. Favorite activities: (A) Math or science	33.3%					
. Favorite activities: (A) Sports and games	66.7%					
. Favorite activities: (A) Technology (video, photography, etc.)	55.6%					
. Favorite activities: (A) Service-learning projects	0.0%					
16. Activities you wish you could do more of: (A) Homework	44.4%					
. Activities you wish you could do more of: (A) Arts activities (music, dance, art)	22.2%					
. Activities you wish you could do more of: (A) Reading activities	11.1%					
. Activities you wish you could do more of: (A) Writing activities	22.2%					
. Activities you wish you could do more of: (A) Life skills (cooking, bike shop, etc.)	33.3%					
. Activities you wish you could do more of: (A) Math or science	11.1%					
. Activities you wish you could do more of: (A) Sports and games	11.1%					
. Activities you wish you could do more of: (A) Technology (video, photography, etc.)	33.3%					
. Activities you wish you could do more of: (A) Service-learning projects	11.1%					
17. In how many after school service-learning projects did you participate this year? (A) 0, (B) 1, (C) 2, (D) 3, (E) 4, (F) 5+	11.1%	11.1%	11.1%	0.0%	11.1%	55.6%
18. I feel close to this number of adults in the ASP: (A) 0, (B) 1, (C) 2, (D) 3, (E) 4, (F) 5+	0.0%	11.1%	0.0%	11.1%	0.0%	77.8%
19. I feel close to this number of students in the ASP: (A) 0, (B) 1, (C) 2, (D) 3, (E) 4, (F) 5+	25.0%	0.0%	0.0%	0.0%	37.5%	37.5%

Background Information

A. My gender: (A) Female, (B) Male	60.0%	40.0%	0.0%	0.0%	0.0%
B. Number of years I have attended this ASP: (A) 1, (B) 2, (C) 3, (D) 4, (E) 5 or more	20.0%	20.0%	0.0%	40.0%	20.0%
C. Number of days a week I attend this ASP: (A) 1, (B) 2, (C) 3, (D) 4, (E) 5	0.0%	0.0%	0.0%	0.0%	100.0%
D. Why are you going to this ASP? (A) My parents want me to go.	33.3%				
. Why are you going to this ASP? (A) I do not want to go home and be alone.	0.0%				
. Why are you going to this ASP? (A) My friends go here.	11.1%				
. Why are you going to this ASP? (A) There are interesting things to do here.	11.1%				
. Why are you going to this ASP? (A) The school suggested I go.	0.0%				
. Why are you going to this ASP? (A) It is a safe place to be after school.	11.1%				
. Why are you going to this ASP? (A) To get help with my school work.	22.2%				
. Why are you going to this ASP? (A) I attended this after school program last year.	0.0%				
. Why are you going to this ASP? (A) Other or don't know.	0.0%				



SFUSD ASP Grade 4 Student Satisfaction Survey 2010

El Dorado ES Summary Report

Total 10 Respondents

RESPONSE PERCENT					MEAN
Strongly Agree - 4 -	Agree - 3 -	Disagree - 2 -	Strongly Disagree - 1 -	Don't Know	

Questions

Access and Equity

1. The people who work in my after school program care about all the students in the program.	60.0%	40.0%	0.0%	0.0%	0.0%	3.60
2. The students in my after school program treat each other with respect.	0.0%	40.0%	20.0%	10.0%	30.0%	2.43
3. The people in my after school program respect my language and culture.	30.0%	60.0%	0.0%	0.0%	10.0%	3.33
4. I get the help I need to complete my homework in after school.	70.0%	30.0%	0.0%	0.0%	0.0%	3.70
5. My after school program is a positive and safe place for learning.	60.0%	40.0%	0.0%	0.0%	0.0%	3.60
6. I feel safer in my after school program than during the regular school day.	20.0%	50.0%	10.0%	10.0%	10.0%	2.89

Student Achievement

7. The people who work in my after school program make clear what they expect from me.	60.0%	30.0%	10.0%	0.0%	0.0%	3.50
8. The after school activities I participate in are interesting and fun.	40.0%	60.0%	0.0%	0.0%	0.0%	3.40
9. The after school staff uses computers and other technology to help me learn.	10.0%	40.0%	20.0%	20.0%	10.0%	2.44
10. I often see my after school staff at school during the regular school day.	60.0%	30.0%	10.0%	0.0%	0.0%	3.50

Accountability

11. I have somebody at home who cares about me and helps me in my learning.	80.0%	10.0%	10.0%	0.0%	0.0%	3.70
12. The after school staff treats me and all other students with respect.	20.0%	70.0%	0.0%	0.0%	10.0%	3.22
13. I like my after school program and would recommend it to other students.	40.0%	60.0%	0.0%	0.0%	0.0%	3.40
14. The people who work in after school are knowledgeable and well prepared.	50.0%	40.0%	0.0%	0.0%	10.0%	3.56

RESPONSE PERCENT

	-A-	-B-	-C-	-D-	-E-	-F-
15. Favorite activities: (A) Homework	10.0%					
. Favorite activities: (A) Arts activities (music, dance, art, etc.)	30.0%					
. Favorite activities: (A) Reading activities	10.0%					
. Favorite activities: (A) Writing activities	0.0%					
. Favorite activities: (A) Life skills (cooking, bike shop, etc.)	10.0%					
. Favorite activities: (A) Math or science	20.0%					
. Favorite activities: (A) Sports and games	90.0%					
. Favorite activities: (A) Technology (video, photography, etc.)	0.0%					
. Favorite activities: (A) Service-learning projects	10.0%					
16. Activities you wish you could do more of: (A) Homework	20.0%					
. Activities you wish you could do more of: (A) Arts activities (music, dance, art)	40.0%					
. Activities you wish you could do more of: (A) Reading activities	20.0%					
. Activities you wish you could do more of: (A) Writing activities	10.0%					
. Activities you wish you could do more of: (A) Life skills (cooking, bike shop, etc.)	10.0%					
. Activities you wish you could do more of: (A) Math or science	10.0%					
. Activities you wish you could do more of: (A) Sports and games	40.0%					
. Activities you wish you could do more of: (A) Technology (video, photography, etc.)	0.0%					
. Activities you wish you could do more of: (A) Service-learning projects	10.0%					
17. In how many after school service-learning projects did you participate this year? (A) 0, (B) 1, (C) 2, (D) 3, (E) 4, (F) 5+	20.0%	20.0%	10.0%	30.0%	0.0%	20.0%
18. I feel close to this number of adults in the ASP: (A) 0, (B) 1, (C) 2, (D) 3, (E) 4, (F) 5+	0.0%	10.0%	10.0%	10.0%	10.0%	60.0%
19. I feel close to this number of students in the ASP: (A) 0, (B) 1, (C) 2, (D) 3, (E) 4, (F) 5+	0.0%	20.0%	0.0%	30.0%	0.0%	50.0%

Background Information

A. My gender: (A) Female, (B) Male	30.0%	70.0%	0.0%	0.0%	0.0%
B. Number of years I have attended this ASP: (A) 1, (B) 2, (C) 3, (D) 4, (E) 5 or more	60.0%	0.0%	20.0%	10.0%	10.0%
C. Number of days a week I attend this ASP: (A) 1, (B) 2, (C) 3, (D) 4, (E) 5	0.0%	11.1%	11.1%	22.2%	55.6%
D. Why are you going to this ASP? (A) My parents want me to go.	70.0%				
. Why are you going to this ASP? (A) I do not want to go home and be alone.	10.0%				
. Why are you going to this ASP? (A) My friends go here.	0.0%				
. Why are you going to this ASP? (A) There are interesting things to do here.	50.0%				
. Why are you going to this ASP? (A) The school suggested I go.	0.0%				
. Why are you going to this ASP? (A) It is a safe place to be after school.	20.0%				
. Why are you going to this ASP? (A) To get help with my school work.	20.0%				
. Why are you going to this ASP? (A) I attended this after school program last year.	10.0%				
. Why are you going to this ASP? (A) Other or don't know.	0.0%				



SFUSD ASP Grade 4 Student Satisfaction Survey 2010

Fairmount ES Summary Report

Total 8 Respondents

RESPONSE PERCENT					
Strongly Agree	Agree	Disagree	Strongly Disagree	Don't Know	
- 4 -	- 3 -	- 2 -	- 1 -		MEAN

Questions

Access and Equity

1. The people who work in my after school program care about all the students in the program.	0.0%	50.0%	0.0%	25.0%	25.0%	2.33
2. The students in my after school program treat each other with respect.	0.0%	37.5%	12.5%	50.0%	0.0%	1.88
3. The people in my after school program respect my language and culture.	25.0%	50.0%	0.0%	0.0%	25.0%	3.33
4. I get the help I need to complete my homework in after school.	25.0%	37.5%	12.5%	25.0%	0.0%	2.63
5. My after school program is a positive and safe place for learning.	12.5%	25.0%	37.5%	25.0%	0.0%	2.25
6. I feel safer in my after school program than during the regular school day.	0.0%	0.0%	62.5%	37.5%	0.0%	1.63

Student Achievement

7. The people who work in my after school program make clear what they expect from me.	12.5%	62.5%	0.0%	0.0%	25.0%	3.17
8. The after school activities I participate in are interesting and fun.	12.5%	75.0%	0.0%	12.5%	0.0%	2.88
9. The after school staff uses computers and other technology to help me learn.	50.0%	0.0%	12.5%	37.5%	0.0%	2.63
10. I often see my after school staff at school during the regular school day.	12.5%	75.0%	12.5%	0.0%	0.0%	3.00

Accountability

11. I have somebody at home who cares about me and helps me in my learning.	75.0%	25.0%	0.0%	0.0%	0.0%	3.75
12. The after school staff treats me and all other students with respect.	0.0%	75.0%	12.5%	12.5%	0.0%	2.63
13. I like my after school program and would recommend it to other students.	0.0%	37.5%	12.5%	37.5%	12.5%	2.00
14. The people who work in after school are knowledgeable and well prepared.	12.5%	12.5%	50.0%	25.0%	0.0%	2.13

RESPONSE PERCENT					
-A-	-B-	-C-	-D-	-E-	-F-

15. Favorite activities: (A) Homework	12.5%					
. Favorite activities: (A) Arts activities (music, dance, art, etc.)	62.5%					
. Favorite activities: (A) Reading activities	12.5%					
. Favorite activities: (A) Writing activities	37.5%					
. Favorite activities: (A) Life skills (cooking, bike shop, etc.)	75.0%					
. Favorite activities: (A) Math or science	0.0%					
. Favorite activities: (A) Sports and games	37.5%					
. Favorite activities: (A) Technology (video, photography, etc.)	25.0%					
. Favorite activities: (A) Service-learning projects	0.0%					
16. Activities you wish you could do more of: (A) Homework	0.0%					
. Activities you wish you could do more of: (A) Arts activities (music, dance, art)	12.5%					
. Activities you wish you could do more of: (A) Reading activities	0.0%					
. Activities you wish you could do more of: (A) Writing activities	0.0%					
. Activities you wish you could do more of: (A) Life skills (cooking, bike shop, etc.)	87.5%					
. Activities you wish you could do more of: (A) Math or science	0.0%					
. Activities you wish you could do more of: (A) Sports and games	75.0%					
. Activities you wish you could do more of: (A) Technology (video, photography, etc.)	62.5%					
. Activities you wish you could do more of: (A) Service-learning projects	0.0%					
17. In how many after school service-learning projects did you participate this year? (A) 0, (B) 1, (C) 2, (D) 3, (E) 4, (F) 5+	0.0%	50.0%	50.0%	0.0%	0.0%	
18. I feel close to this number of adults in the ASP: (A) 0, (B) 1, (C) 2, (D) 3, (E) 4, (F) 5+	12.5%	37.5%	50.0%	0.0%	0.0%	
19. I feel close to this number of students in the ASP: (A) 0, (B) 1, (C) 2, (D) 3, (E) 4, (F) 5+	0.0%	12.5%	0.0%	25.0%	12.5%	50.0%

Background Information

A. My gender: (A) Female, (B) Male	62.5%	37.5%	0.0%	0.0%	0.0%
B. Number of years I have attended this ASP: (A) 1, (B) 2, (C) 3, (D) 4, (E) 5 or more	12.5%	0.0%	25.0%	50.0%	12.5%
C. Number of days a week I attend this ASP: (A) 1, (B) 2, (C) 3, (D) 4, (E) 5	0.0%	0.0%	0.0%	0.0%	100.0%
D. Why are you going to this ASP? (A) My parents want me to go.	50.0%				
. Why are you going to this ASP? (A) I do not want to go home and be alone.	0.0%				
. Why are you going to this ASP? (A) My friends go here.	12.5%				
. Why are you going to this ASP? (A) There are interesting things to do here.	0.0%				
. Why are you going to this ASP? (A) The school suggested I go.	0.0%				
. Why are you going to this ASP? (A) It is a safe place to be after school.	0.0%				
. Why are you going to this ASP? (A) To get help with my school work.	0.0%				
. Why are you going to this ASP? (A) I attended this after school program last year.	12.5%				
. Why are you going to this ASP? (A) Other or don't know.	37.5%				



SFUSD ASP Grade 4 Student Satisfaction Survey 2010

Filipino EC- Closed Summary Report

Total 12 Respondents

RESPONSE PERCENT					MEAN
Strongly Agree - 4 -	Agree - 3 -	Disagree - 2 -	Strongly Disagree - 1 -	Don't Know	

Questions

Access and Equity

1. The people who work in my after school program care about all the students in the program.	75.0%	25.0%	0.0%	0.0%	0.0%	3.75
2. The students in my after school program treat each other with respect.	33.3%	50.0%	16.7%	0.0%	0.0%	3.17
3. The people in my after school program respect my language and culture.	75.0%	16.7%	8.3%	0.0%	0.0%	3.67
4. I get the help I need to complete my homework in after school.	41.7%	58.3%	0.0%	0.0%	0.0%	3.42
5. My after school program is a positive and safe place for learning.	72.7%	27.3%	0.0%	0.0%	0.0%	3.73
6. I feel safer in my after school program than during the regular school day.	41.7%	50.0%	0.0%	0.0%	8.3%	3.45

Student Achievement

7. The people who work in my after school program make clear what they expect from me.	50.0%	50.0%	0.0%	0.0%	0.0%	3.50
8. The after school activities I participate in are interesting and fun.	41.7%	50.0%	8.3%	0.0%	0.0%	3.33
9. The after school staff uses computers and other technology to help me learn.	0.0%	33.3%	41.7%	16.7%	8.3%	2.18
10. I often see my after school staff at school during the regular school day.	36.4%	45.5%	18.2%	0.0%	0.0%	3.18

Accountability

11. I have somebody at home who cares about me and helps me in my learning.	83.3%	8.3%	0.0%	8.3%	0.0%	3.67
12. The after school staff treats me and all other students with respect.	33.3%	66.7%	0.0%	0.0%	0.0%	3.33
13. I like my after school program and would recommend it to other students.	54.5%	45.5%	0.0%	0.0%	0.0%	3.55
14. The people who work in after school are knowledgeable and well prepared.	36.4%	45.5%	9.1%	0.0%	9.1%	3.30

RESPONSE PERCENT

	-A-	-B-	-C-	-D-	-E-	-F-
15. Favorite activities: (A) Homework	25.0%					
. Favorite activities: (A) Arts activities (music, dance, art, etc.)	41.7%					
. Favorite activities: (A) Reading activities	16.7%					
. Favorite activities: (A) Writing activities	8.3%					
. Favorite activities: (A) Life skills (cooking, bike shop, etc.)	50.0%					
. Favorite activities: (A) Math or science	58.3%					
. Favorite activities: (A) Sports and games	66.7%					
. Favorite activities: (A) Technology (video, photography, etc.)	50.0%					
. Favorite activities: (A) Service-learning projects	0.0%					
16. Activities you wish you could do more of: (A) Homework	25.0%					
. Activities you wish you could do more of: (A) Arts activities (music, dance, art)	25.0%					
. Activities you wish you could do more of: (A) Reading activities	0.0%					
. Activities you wish you could do more of: (A) Writing activities	0.0%					
. Activities you wish you could do more of: (A) Life skills (cooking, bike shop, etc.)	66.7%					
. Activities you wish you could do more of: (A) Math or science	33.3%					
. Activities you wish you could do more of: (A) Sports and games	50.0%					
. Activities you wish you could do more of: (A) Technology (video, photography, etc.)	41.7%					
. Activities you wish you could do more of: (A) Service-learning projects	8.3%					
17. In how many after school service-learning projects did you participate this year? (A) 0, (B) 1, (C) 2, (D) 3, (E) 4, (F) 5+	8.3%	25.0%	25.0%	16.7%	16.7%	8.3%
18. I feel close to this number of adults in the ASP: (A) 0, (B) 1, (C) 2, (D) 3, (E) 4, (F) 5+	0.0%	8.3%	0.0%	8.3%	25.0%	58.3%
19. I feel close to this number of students in the ASP: (A) 0, (B) 1, (C) 2, (D) 3, (E) 4, (F) 5+	0.0%	9.1%	0.0%	0.0%	0.0%	90.9%

Background Information

A. My gender: (A) Female, (B) Male	41.7%	58.3%	0.0%	0.0%	0.0%
B. Number of years I have attended this ASP: (A) 1, (B) 2, (C) 3, (D) 4, (E) 5 or more	8.3%	41.7%	16.7%	0.0%	33.3%
C. Number of days a week I attend this ASP: (A) 1, (B) 2, (C) 3, (D) 4, (E) 5	0.0%	0.0%	0.0%	8.3%	91.7%
D. Why are you going to this ASP? (A) My parents want me to go.	58.3%				
. Why are you going to this ASP? (A) I do not want to go home and be alone.	33.3%				
. Why are you going to this ASP? (A) My friends go here.	25.0%				
. Why are you going to this ASP? (A) There are interesting things to do here.	33.3%				
. Why are you going to this ASP? (A) The school suggested I go.	0.0%				
. Why are you going to this ASP? (A) It is a safe place to be after school.	50.0%				
. Why are you going to this ASP? (A) To get help with my school work.	33.3%				
. Why are you going to this ASP? (A) I attended this after school program last year.	25.0%				
. Why are you going to this ASP? (A) Other or don't know.	8.3%				



SFUSD ASP Grade 4 Student Satisfaction Survey 2010

Flynn ES Summary Report

Total 11 Respondents

RESPONSE PERCENT					MEAN
Strongly Agree - 4 -	Agree - 3 -	Disagree - 2 -	Strongly Disagree - 1 -	Don't Know	

Questions

Access and Equity

1. The people who work in my after school program care about all the students in the program.	45.5%	27.3%	9.1%	0.0%	18.2%	3.44
2. The students in my after school program treat each other with respect.	9.1%	18.2%	45.5%	18.2%	9.1%	2.20
3. The people in my after school program respect my language and culture.	27.3%	27.3%	9.1%	9.1%	27.3%	3.00
4. I get the help I need to complete my homework in after school.	54.5%	27.3%	0.0%	0.0%	18.2%	3.67
5. My after school program is a positive and safe place for learning.	27.3%	45.5%	0.0%	9.1%	18.2%	3.11
6. I feel safer in my after school program than during the regular school day.	27.3%	18.2%	18.2%	27.3%	9.1%	2.50

Student Achievement

7. The people who work in my after school program make clear what they expect from me.	36.4%	36.4%	27.3%	0.0%	0.0%	3.09
8. The after school activities I participate in are interesting and fun.	63.6%	27.3%	9.1%	0.0%	0.0%	3.55
9. The after school staff uses computers and other technology to help me learn.	9.1%	27.3%	18.2%	27.3%	18.2%	2.22
10. I often see my after school staff at school during the regular school day.	36.4%	54.5%	0.0%	0.0%	9.1%	3.40

Accountability


11. I have somebody at home who cares about me and helps me in my learning.	54.5%	36.4%	0.0%	9.1%	0.0%	3.36
12. The after school staff treats me and all other students with respect.	18.2%	45.5%	0.0%	0.0%	36.4%	3.29
13. I like my after school program and would recommend it to other students.	36.4%	45.5%	9.1%	9.1%	0.0%	3.09
14. The people who work in after school are knowledgeable and well prepared.	36.4%	36.4%	9.1%	0.0%	18.2%	3.33

RESPONSE PERCENT					
-A-	-B-	-C-	-D-	-E-	-F-

15. Favorite activities: (A) Homework	18.2%					
. Favorite activities: (A) Arts activities (music, dance, art, etc.)	54.5%					
. Favorite activities: (A) Reading activities	9.1%					
. Favorite activities: (A) Writing activities	0.0%					
. Favorite activities: (A) Life skills (cooking, bike shop, etc.)	36.4%					
. Favorite activities: (A) Math or science	9.1%					
. Favorite activities: (A) Sports and games	90.9%					
. Favorite activities: (A) Technology (video, photography, etc.)	9.1%					
. Favorite activities: (A) Service-learning projects	0.0%					
16. Activities you wish you could do more of: (A) Homework	0.0%					
. Activities you wish you could do more of: (A) Arts activities (music, dance, art)	45.5%					
. Activities you wish you could do more of: (A) Reading activities	0.0%					
. Activities you wish you could do more of: (A) Writing activities	0.0%					
. Activities you wish you could do more of: (A) Life skills (cooking, bike shop, etc.)	36.4%					
. Activities you wish you could do more of: (A) Math or science	27.3%					
. Activities you wish you could do more of: (A) Sports and games	90.9%					
. Activities you wish you could do more of: (A) Technology (video, photography, etc.)	36.4%					
. Activities you wish you could do more of: (A) Service-learning projects	9.1%					
17. In how many after school service-learning projects did you participate this year? (A) 0, (B) 1, (C) 2, (D) 3, (E) 4, (F) 5+	9.1%	0.0%	9.1%	0.0%	0.0%	81.8%
18. I feel close to this number of adults in the ASP: (A) 0, (B) 1, (C) 2, (D) 3, (E) 4, (F) 5+	0.0%	0.0%	20.0%	30.0%	20.0%	30.0%
19. I feel close to this number of students in the ASP: (A) 0, (B) 1, (C) 2, (D) 3, (E) 4, (F) 5+	0.0%	0.0%	0.0%	9.1%	0.0%	90.9%

Background Information

A. My gender: (A) Female, (B) Male	50.0%	50.0%	0.0%	0.0%	0.0%
B. Number of years I have attended this ASP: (A) 1, (B) 2, (C) 3, (D) 4, (E) 5 or more	10.0%	40.0%	20.0%	10.0%	20.0%
C. Number of days a week I attend this ASP: (A) 1, (B) 2, (C) 3, (D) 4, (E) 5	0.0%	0.0%	0.0%	22.2%	77.8%
D. Why are you going to this ASP? (A) My parents want me to go.	54.5%				
. Why are you going to this ASP? (A) I do not want to go home and be alone.	0.0%				
. Why are you going to this ASP? (A) My friends go here.	0.0%				
. Why are you going to this ASP? (A) There are interesting things to do here.	18.2%				
. Why are you going to this ASP? (A) The school suggested I go.	9.1%				
. Why are you going to this ASP? (A) It is a safe place to be after school.	0.0%				
. Why are you going to this ASP? (A) To get help with my school work.	36.4%				
. Why are you going to this ASP? (A) I attended this after school program last year.	9.1%				
. Why are you going to this ASP? (A) Other or don't know.	0.0%				



SFUSD ASP Grade 4 Student Satisfaction Survey 2010

Garfield ES Summary Report

Total 14 Respondents

RESPONSE PERCENT					MEAN
Strongly Agree - 4 -	Agree - 3 -	Disagree - 2 -	Strongly Disagree - 1 -	Don't Know	

Questions

Access and Equity

1. The people who work in my after school program care about all the students in the program.	21.4%	57.1%	0.0%	0.0%	21.4%	3.27
2. The students in my after school program treat each other with respect.	0.0%	42.9%	35.7%	0.0%	21.4%	2.55
3. The people in my after school program respect my language and culture.	41.7%	33.3%	0.0%	0.0%	25.0%	3.56
4. I get the help I need to complete my homework in after school.	42.9%	50.0%	7.1%	0.0%	0.0%	3.36
5. My after school program is a positive and safe place for learning.	14.3%	71.4%	0.0%	0.0%	14.3%	3.17
6. I feel safer in my after school program than during the regular school day.	14.3%	35.7%	0.0%	0.0%	50.0%	3.29

Student Achievement

7. The people who work in my after school program make clear what they expect from me.	23.1%	38.5%	7.7%	0.0%	30.8%	3.22
8. The after school activities I participate in are interesting and fun.	38.5%	38.5%	15.4%	0.0%	7.7%	3.25
9. The after school staff uses computers and other technology to help me learn.	0.0%	14.3%	21.4%	28.6%	35.7%	1.78
10. I often see my after school staff at school during the regular school day.	7.7%	30.8%	23.1%	7.7%	30.8%	2.56

Accountability

11. I have somebody at home who cares about me and helps me in my learning.	50.0%	35.7%	14.3%	0.0%	0.0%	3.36
12. The after school staff treats me and all other students with respect.	50.0%	35.7%	0.0%	0.0%	14.3%	3.58
13. I like my after school program and would recommend it to other students.	21.4%	35.7%	0.0%	0.0%	42.9%	3.38
14. The people who work in after school are knowledgeable and well prepared.	7.1%	57.1%	7.1%	7.1%	21.4%	2.82

RESPONSE PERCENT

	-A-	-B-	-C-	-D-	-E-	-F-
15. Favorite activities: (A) Homework						28.6%
. Favorite activities: (A) Arts activities (music, dance, art, etc.)						35.7%
. Favorite activities: (A) Reading activities						7.1%
. Favorite activities: (A) Writing activities						0.0%
. Favorite activities: (A) Life skills (cooking, bike shop, etc.)						35.7%
. Favorite activities: (A) Math or science						57.1%
. Favorite activities: (A) Sports and games						78.6%
. Favorite activities: (A) Technology (video, photography, etc.)						21.4%
. Favorite activities: (A) Service-learning projects						7.1%
16. Activities you wish you could do more of: (A) Homework						28.6%
. Activities you wish you could do more of: (A) Arts activities (music, dance, art)						14.3%
. Activities you wish you could do more of: (A) Reading activities						7.1%
. Activities you wish you could do more of: (A) Writing activities						7.1%
. Activities you wish you could do more of: (A) Life skills (cooking, bike shop, etc.)						64.3%
. Activities you wish you could do more of: (A) Math or science						50.0%
. Activities you wish you could do more of: (A) Sports and games						78.6%
. Activities you wish you could do more of: (A) Technology (video, photography, etc.)						50.0%
. Activities you wish you could do more of: (A) Service-learning projects						28.6%
17. In how many after school service-learning projects did you participate this year? (A) 0, (B) 1, (C) 2, (D) 3, (E) 4, (F) 5+	14.3%	57.1%	7.1%	0.0%	14.3%	7.1%
18. I feel close to this number of adults in the ASP: (A) 0, (B) 1, (C) 2, (D) 3, (E) 4, (F) 5+	7.7%	46.2%	15.4%	7.7%	23.1%	
19. I feel close to this number of students in the ASP: (A) 0, (B) 1, (C) 2, (D) 3, (E) 4, (F) 5+	0.0%	7.7%	7.7%	7.7%	23.1%	53.8%

Background Information

A. My gender: (A) Female, (B) Male	35.7%	64.3%	0.0%	0.0%	0.0%
B. Number of years I have attended this ASP: (A) 1, (B) 2, (C) 3, (D) 4, (E) 5 or more	42.9%	21.4%	21.4%	7.1%	7.1%
C. Number of days a week I attend this ASP: (A) 1, (B) 2, (C) 3, (D) 4, (E) 5	0.0%	7.1%	0.0%	7.1%	85.7%
D. Why are you going to this ASP? (A) My parents want me to go.	78.6%				
. Why are you going to this ASP? (A) I do not want to go home and be alone.	14.3%				
. Why are you going to this ASP? (A) My friends go here.	21.4%				
. Why are you going to this ASP? (A) There are interesting things to do here.	42.9%				
. Why are you going to this ASP? (A) The school suggested I go.	7.1%				
. Why are you going to this ASP? (A) It is a safe place to be after school.	14.3%				
. Why are you going to this ASP? (A) To get help with my school work.	50.0%				
. Why are you going to this ASP? (A) I attended this after school program last year.	14.3%				
. Why are you going to this ASP? (A) Other or don't know.	7.1%				



SFUSD ASP Grade 4 Student Satisfaction Survey 2010

Glen Park ES Summary Report

Total 21 Respondents

RESPONSE PERCENT					MEAN
Strongly Agree - 4 -	Agree - 3 -	Disagree - 2 -	Strongly Disagree - 1 -	Don't Know	

Questions

Access and Equity

1. The people who work in my after school program care about all the students in the program.	57.1%	19.0%	4.8%	0.0%	19.0%	3.65
2. The students in my after school program treat each other with respect.	14.3%	33.3%	23.8%	9.5%	19.0%	2.65
3. The people in my after school program respect my language and culture.	47.6%	14.3%	4.8%	14.3%	19.0%	3.18
4. I get the help I need to complete my homework in after school.	33.3%	47.6%	4.8%	4.8%	9.5%	3.21
5. My after school program is a positive and safe place for learning.	66.7%	23.8%	4.8%	0.0%	4.8%	3.65
6. I feel safer in my after school program than during the regular school day.	23.8%	38.1%	14.3%	0.0%	23.8%	3.13

Student Achievement

7. The people who work in my after school program make clear what they expect from me.	65.0%	30.0%	5.0%	0.0%	0.0%	3.60
8. The after school activities I participate in are interesting and fun.	66.7%	33.3%	0.0%	0.0%	0.0%	3.67
9. The after school staff uses computers and other technology to help me learn.	4.8%	19.0%	28.6%	23.8%	23.8%	2.06
10. I often see my after school staff at school during the regular school day.	36.8%	47.4%	5.3%	0.0%	10.5%	3.35

Accountability

11. I have somebody at home who cares about me and helps me in my learning.	81.0%	14.3%	0.0%	0.0%	4.8%	3.85
12. The after school staff treats me and all other students with respect.	57.1%	28.6%	9.5%	4.8%	0.0%	3.38
13. I like my after school program and would recommend it to other students.	36.8%	36.8%	10.5%	5.3%	10.5%	3.18
14. The people who work in after school are knowledgeable and well prepared.	57.1%	33.3%	9.5%	0.0%	0.0%	3.48

RESPONSE PERCENT					
-A-	-B-	-C-	-D-	-E-	-F-

15. Favorite activities: (A) Homework	28.6%					
. Favorite activities: (A) Arts activities (music, dance, art, etc.)	66.7%					
. Favorite activities: (A) Reading activities	14.3%					
. Favorite activities: (A) Writing activities	4.8%					
. Favorite activities: (A) Life skills (cooking, bike shop, etc.)	23.8%					
. Favorite activities: (A) Math or science	23.8%					
. Favorite activities: (A) Sports and games	90.5%					
. Favorite activities: (A) Technology (video, photography, etc.)	28.6%					
. Favorite activities: (A) Service-learning projects	19.0%					
16. Activities you wish you could do more of: (A) Homework	14.3%					
. Activities you wish you could do more of: (A) Arts activities (music, dance, art)	57.1%					
. Activities you wish you could do more of: (A) Reading activities	4.8%					
. Activities you wish you could do more of: (A) Writing activities	9.5%					
. Activities you wish you could do more of: (A) Life skills (cooking, bike shop, etc.)	14.3%					
. Activities you wish you could do more of: (A) Math or science	28.6%					
. Activities you wish you could do more of: (A) Sports and games	66.7%					
. Activities you wish you could do more of: (A) Technology (video, photography, etc.)	28.6%					
. Activities you wish you could do more of: (A) Service-learning projects	14.3%					
17. In how many after school service-learning projects did you participate this year? (A) 0, (B) 1, (C) 2, (D) 3, (E) 4, (F) 5+	14.3%	19.0%	9.5%	19.0%	4.8%	33.3%
18. I feel close to this number of adults in the ASP: (A) 0, (B) 1, (C) 2, (D) 3, (E) 4, (F) 5+	0.0%	9.5%	4.8%	9.5%	9.5%	66.7%
19. I feel close to this number of students in the ASP: (A) 0, (B) 1, (C) 2, (D) 3, (E) 4, (F) 5+	0.0%	0.0%	4.8%	19.0%	0.0%	76.2%

Background Information

A. My gender: (A) Female, (B) Male	38.1%	61.9%	0.0%	0.0%	0.0%
B. Number of years I have attended this ASP: (A) 1, (B) 2, (C) 3, (D) 4, (E) 5 or more	23.8%	19.0%	33.3%	9.5%	14.3%
C. Number of days a week I attend this ASP: (A) 1, (B) 2, (C) 3, (D) 4, (E) 5	0.0%	0.0%	4.8%	9.5%	85.7%
D. Why are you going to this ASP? (A) My parents want me to go.	47.6%				
. Why are you going to this ASP? (A) I do not want to go home and be alone.	23.8%				
. Why are you going to this ASP? (A) My friends go here.	19.0%				
. Why are you going to this ASP? (A) There are interesting things to do here.	33.3%				
. Why are you going to this ASP? (A) The school suggested I go.	0.0%				
. Why are you going to this ASP? (A) It is a safe place to be after school.	33.3%				
. Why are you going to this ASP? (A) To get help with my school work.	19.0%				
. Why are you going to this ASP? (A) I attended this after school program last year.	14.3%				
. Why are you going to this ASP? (A) Other or don't know.	9.5%				



SFUSD ASP Grade 4 Student Satisfaction Survey 2010

Grattan ES Summary Report

Total 26 Respondents

RESPONSE PERCENT					MEAN
Strongly Agree - 4 -	Agree - 3 -	Disagree - 2 -	Strongly Disagree - 1 -	Don't Know	

Questions

Access and Equity

1. The people who work in my after school program care about all the students in the program.	23.1%	50.0%	7.7%	7.7%	11.5%	3.00
2. The students in my after school program treat each other with respect.	7.7%	42.3%	23.1%	11.5%	15.4%	2.55
3. The people in my after school program respect my language and culture.	42.3%	38.5%	7.7%	7.7%	3.8%	3.20
4. I get the help I need to complete my homework in after school.	38.5%	53.8%	0.0%	7.7%	0.0%	3.23
5. My after school program is a positive and safe place for learning.	37.5%	50.0%	4.2%	8.3%	0.0%	3.17
6. I feel safer in my after school program than during the regular school day.	12.5%	12.5%	41.7%	8.3%	25.0%	2.39

Student Achievement

7. The people who work in my after school program make clear what they expect from me.	56.0%	40.0%	4.0%	0.0%	0.0%	3.52
8. The after school activities I participate in are interesting and fun.	26.9%	50.0%	11.5%	11.5%	0.0%	2.92
9. The after school staff uses computers and other technology to help me learn.	3.8%	30.8%	42.3%	19.2%	3.8%	2.20
10. I often see my after school staff at school during the regular school day.	8.0%	32.0%	28.0%	28.0%	4.0%	2.21

Accountability

11. I have somebody at home who cares about me and helps me in my learning.	69.2%	23.1%	3.8%	3.8%	0.0%	3.58
12. The after school staff treats me and all other students with respect.	36.0%	44.0%	4.0%	8.0%	8.0%	3.17
13. I like my after school program and would recommend it to other students.	26.9%	42.3%	15.4%	7.7%	7.7%	2.96
14. The people who work in after school are knowledgeable and well prepared.	26.9%	57.7%	3.8%	7.7%	3.8%	3.08

RESPONSE PERCENT					
-A-	-B-	-C-	-D-	-E-	-F-

15. Favorite activities: (A) Homework	7.7%					
. Favorite activities: (A) Arts activities (music, dance, art, etc.)	30.8%					
. Favorite activities: (A) Reading activities	34.6%					
. Favorite activities: (A) Writing activities	11.5%					
. Favorite activities: (A) Life skills (cooking, bike shop, etc.)	7.7%					
. Favorite activities: (A) Math or science	15.4%					
. Favorite activities: (A) Sports and games	69.2%					
. Favorite activities: (A) Technology (video, photography, etc.)	34.6%					
. Favorite activities: (A) Service-learning projects	3.8%					
16. Activities you wish you could do more of: (A) Homework	3.8%					
. Activities you wish you could do more of: (A) Arts activities (music, dance, art)	19.2%					
. Activities you wish you could do more of: (A) Reading activities	23.1%					
. Activities you wish you could do more of: (A) Writing activities	19.2%					
. Activities you wish you could do more of: (A) Life skills (cooking, bike shop, etc.)	23.1%					
. Activities you wish you could do more of: (A) Math or science	11.5%					
. Activities you wish you could do more of: (A) Sports and games	42.3%					
. Activities you wish you could do more of: (A) Technology (video, photography, etc.)	42.3%					
. Activities you wish you could do more of: (A) Service-learning projects	11.5%					
17. In how many after school service-learning projects did you participate this year? (A) 0, (B) 1, (C) 2, (D) 3, (E) 4, (F) 5+	23.1%	19.2%	23.1%	15.4%	7.7%	11.5%
18. I feel close to this number of adults in the ASP: (A) 0, (B) 1, (C) 2, (D) 3, (E) 4, (F) 5+	7.7%	19.2%	19.2%	26.9%	11.5%	15.4%
19. I feel close to this number of students in the ASP: (A) 0, (B) 1, (C) 2, (D) 3, (E) 4, (F) 5+	4.0%	0.0%	4.0%	8.0%	20.0%	64.0%

Background Information

A. My gender: (A) Female, (B) Male	30.8%	69.2%	0.0%	0.0%	0.0%
B. Number of years I have attended this ASP: (A) 1, (B) 2, (C) 3, (D) 4, (E) 5 or more	48.0%	48.0%	0.0%	0.0%	4.0%
C. Number of days a week I attend this ASP: (A) 1, (B) 2, (C) 3, (D) 4, (E) 5	4.2%	0.0%	8.3%	4.2%	83.3%
D. Why are you going to this ASP? (A) My parents want me to go.	34.6%				
. Why are you going to this ASP? (A) I do not want to go home and be alone.	3.8%				
. Why are you going to this ASP? (A) My friends go here.	46.2%				
. Why are you going to this ASP? (A) There are interesting things to do here.	15.4%				
. Why are you going to this ASP? (A) The school suggested I go.	0.0%				
. Why are you going to this ASP? (A) It is a safe place to be after school.	11.5%				
. Why are you going to this ASP? (A) To get help with my school work.	19.2%				
. Why are you going to this ASP? (A) I attended this after school program last year.	19.2%				
. Why are you going to this ASP? (A) Other or don't know.	11.5%				



SFUSD ASP Grade 4 Student Satisfaction Survey 2010

Guadalupe ES Summary Report

Total 29 Respondents

RESPONSE PERCENT					MEAN
Strongly Agree	Agree	Disagree	Strongly Disagree	Don't Know	
- 4 -	- 3 -	- 2 -	- 1 -		

Questions

Access and Equity

1. The people who work in my after school program care about all the students in the program.	58.6%	41.4%	0.0%	0.0%	0.0%	3.59
2. The students in my after school program treat each other with respect.	20.7%	65.5%	10.3%	3.4%	0.0%	3.03
3. The people in my after school program respect my language and culture.	42.9%	50.0%	3.6%	3.6%	0.0%	3.32
4. I get the help I need to complete my homework in after school.	55.2%	41.4%	3.4%	0.0%	0.0%	3.52
5. My after school program is a positive and safe place for learning.	51.9%	48.1%	0.0%	0.0%	0.0%	3.52
6. I feel safer in my after school program than during the regular school day.	20.7%	41.4%	20.7%	0.0%	17.2%	3.00

Student Achievement

7. The people who work in my after school program make clear what they expect from me.	51.7%	44.8%	0.0%	0.0%	3.4%	3.54
8. The after school activities I participate in are interesting and fun.	62.1%	31.0%	6.9%	0.0%	0.0%	3.55
9. The after school staff uses computers and other technology to help me learn.	3.4%	34.5%	6.9%	3.4%	51.7%	2.79
10. I often see my after school staff at school during the regular school day.	41.4%	51.7%	6.9%	0.0%	0.0%	3.34

Accountability

11. I have somebody at home who cares about me and helps me in my learning.	48.3%	37.9%	6.9%	6.9%	0.0%	3.28
12. The after school staff treats me and all other students with respect.	48.3%	48.3%	3.4%	0.0%	0.0%	3.45
13. I like my after school program and would recommend it to other students.	58.6%	37.9%	3.4%	0.0%	0.0%	3.55
14. The people who work in after school are knowledgeable and well prepared.	51.7%	44.8%	3.4%	0.0%	0.0%	3.48

RESPONSE PERCENT

	-A-	-B-	-C-	-D-	-E-	-F-
15. Favorite activities: (A) Homework	13.8%					
. Favorite activities: (A) Arts activities (music, dance, art, etc.)	51.7%					
. Favorite activities: (A) Reading activities	10.3%					
. Favorite activities: (A) Writing activities	17.2%					
. Favorite activities: (A) Life skills (cooking, bike shop, etc.)	65.5%					
. Favorite activities: (A) Math or science	20.7%					
. Favorite activities: (A) Sports and games	75.9%					
. Favorite activities: (A) Technology (video, photography, etc.)	37.9%					
. Favorite activities: (A) Service-learning projects	6.9%					
16. Activities you wish you could do more of: (A) Homework	6.9%					
. Activities you wish you could do more of: (A) Arts activities (music, dance, art)	34.5%					
. Activities you wish you could do more of: (A) Reading activities	6.9%					
. Activities you wish you could do more of: (A) Writing activities	6.9%					
. Activities you wish you could do more of: (A) Life skills (cooking, bike shop, etc.)	51.7%					
. Activities you wish you could do more of: (A) Math or science	13.8%					
. Activities you wish you could do more of: (A) Sports and games	51.7%					
. Activities you wish you could do more of: (A) Technology (video, photography, etc.)	48.3%					
. Activities you wish you could do more of: (A) Service-learning projects	6.9%					
17. In how many after school service-learning projects did you participate this year? (A) 0, (B) 1, (C) 2, (D) 3, (E) 4, (F) 5+	3.4%	48.3%	10.3%	31.0%	0.0%	6.9%
18. I feel close to this number of adults in the ASP: (A) 0, (B) 1, (C) 2, (D) 3, (E) 4, (F) 5+	3.4%	6.9%	10.3%	10.3%	24.1%	44.8%
19. I feel close to this number of students in the ASP: (A) 0, (B) 1, (C) 2, (D) 3, (E) 4, (F) 5+	6.9%	3.4%	6.9%	3.4%	3.4%	75.9%

Background Information

A. My gender: (A) Female, (B) Male	62.1%	37.9%	0.0%	0.0%	0.0%
B. Number of years I have attended this ASP: (A) 1, (B) 2, (C) 3, (D) 4, (E) 5 or more	0.0%	44.8%	48.3%	6.9%	0.0%
C. Number of days a week I attend this ASP: (A) 1, (B) 2, (C) 3, (D) 4, (E) 5	0.0%	0.0%	0.0%	0.0%	100.0%
D. Why are you going to this ASP? (A) My parents want me to go.	79.3%				
. Why are you going to this ASP? (A) I do not want to go home and be alone.	20.7%				
. Why are you going to this ASP? (A) My friends go here.	62.1%				
. Why are you going to this ASP? (A) There are interesting things to do here.	89.7%				
. Why are you going to this ASP? (A) The school suggested I go.	13.8%				
. Why are you going to this ASP? (A) It is a safe place to be after school.	27.6%				
. Why are you going to this ASP? (A) To get help with my school work.	62.1%				
. Why are you going to this ASP? (A) I attended this after school program last year.	48.3%				
. Why are you going to this ASP? (A) Other or don't know.	6.9%				



SFUSD ASP Grade 4 Student Satisfaction Survey 2010

Harte ES Summary Report

Total 21 Respondents

RESPONSE PERCENT

Strongly Agree	Agree	Disagree	Strongly Disagree	Don't Know	MEAN
- 4 -	- 3 -	- 2 -	- 1 -		

Questions

Access and Equity

1. The people who work in my after school program care about all the students in the program.	71.4%	28.6%	0.0%	0.0%	0.0%	3.71
2. The students in my after school program treat each other with respect.	23.8%	52.4%	14.3%	4.8%	4.8%	3.00
3. The people in my after school program respect my language and culture.	61.9%	28.6%	4.8%	0.0%	4.8%	3.60
4. I get the help I need to complete my homework in after school.	81.0%	19.0%	0.0%	0.0%	0.0%	3.81
5. My after school program is a positive and safe place for learning.	80.0%	20.0%	0.0%	0.0%	0.0%	3.80
6. I feel safer in my after school program than during the regular school day.	52.4%	33.3%	4.8%	0.0%	9.5%	3.53

Student Achievement

7. The people who work in my after school program make clear what they expect from me.	61.9%	38.1%	0.0%	0.0%	0.0%	3.62
8. The after school activities I participate in are interesting and fun.	81.0%	14.3%	0.0%	0.0%	4.8%	3.85
9. The after school staff uses computers and other technology to help me learn.	42.9%	38.1%	14.3%	0.0%	4.8%	3.30
10. I often see my after school staff at school during the regular school day.	57.1%	38.1%	4.8%	0.0%	0.0%	3.52

Accountability

11. I have somebody at home who cares about me and helps me in my learning.	100.0%	0.0%	0.0%	0.0%	0.0%	4.00
12. The after school staff treats me and all other students with respect.	71.4%	28.6%	0.0%	0.0%	0.0%	3.71
13. I like my after school program and would recommend it to other students.	85.0%	15.0%	0.0%	0.0%	0.0%	3.85
14. The people who work in after school are knowledgeable and well prepared.	71.4%	28.6%	0.0%	0.0%	0.0%	3.71

RESPONSE PERCENT

-A-	-B-	-C-	-D-	-E-	-F-
-----	-----	-----	-----	-----	-----

15. Favorite activities: (A) Homework	66.7%					
. Favorite activities: (A) Arts activities (music, dance, art, etc.)	76.2%					
. Favorite activities: (A) Reading activities	61.9%					
. Favorite activities: (A) Writing activities	38.1%					
. Favorite activities: (A) Life skills (cooking, bike shop, etc.)	14.3%					
. Favorite activities: (A) Math or science	52.4%					
. Favorite activities: (A) Sports and games	90.5%					
. Favorite activities: (A) Technology (video, photography, etc.)	28.6%					
. Favorite activities: (A) Service-learning projects	14.3%					
16. Activities you wish you could do more of: (A) Homework	14.3%					
. Activities you wish you could do more of: (A) Arts activities (music, dance, art)	42.9%					
. Activities you wish you could do more of: (A) Reading activities	9.5%					
. Activities you wish you could do more of: (A) Writing activities	0.0%					
. Activities you wish you could do more of: (A) Life skills (cooking, bike shop, etc.)	52.4%					
. Activities you wish you could do more of: (A) Math or science	14.3%					
. Activities you wish you could do more of: (A) Sports and games	42.9%					
. Activities you wish you could do more of: (A) Technology (video, photography, etc.)	47.6%					
. Activities you wish you could do more of: (A) Service-learning projects	0.0%					
17. In how many after school service-learning projects did you participate this year? (A) 0, (B) 1, (C) 2, (D) 3, (E) 4, (F) 5+	0.0%	4.8%	0.0%	57.1%	14.3%	23.8%
18. I feel close to this number of adults in the ASP: (A) 0, (B) 1, (C) 2, (D) 3, (E) 4, (F) 5+	0.0%	0.0%	4.8%	0.0%	9.5%	85.7%
19. I feel close to this number of students in the ASP: (A) 0, (B) 1, (C) 2, (D) 3, (E) 4, (F) 5+	0.0%	0.0%	0.0%	0.0%	4.8%	95.2%

Background Information

A. My gender: (A) Female, (B) Male	57.1%	42.9%	0.0%	0.0%	0.0%
B. Number of years I have attended this ASP: (A) 1, (B) 2, (C) 3, (D) 4, (E) 5 or more	42.9%	9.5%	19.0%	4.8%	23.8%
C. Number of days a week I attend this ASP: (A) 1, (B) 2, (C) 3, (D) 4, (E) 5	0.0%	0.0%	5.0%	0.0%	95.0%
D. Why are you going to this ASP? (A) My parents want me to go.	90.5%				
. Why are you going to this ASP? (A) I do not want to go home and be alone.	47.6%				
. Why are you going to this ASP? (A) My friends go here.	95.2%				
. Why are you going to this ASP? (A) There are interesting things to do here.	76.2%				
. Why are you going to this ASP? (A) The school suggested I go.	4.8%				
. Why are you going to this ASP? (A) It is a safe place to be after school.	66.7%				
. Why are you going to this ASP? (A) To get help with my school work.	85.7%				
. Why are you going to this ASP? (A) I attended this after school program last year.	52.4%				
. Why are you going to this ASP? (A) Other or don't know.	0.0%				



SFUSD ASP Grade 4 Student Satisfaction Survey 2010

Hillcrest ES Summary Report

Total 31 Respondents

RESPONSE PERCENT					MEAN
Strongly Agree - 4 -	Agree - 3 -	Disagree - 2 -	Strongly Disagree - 1 -	Don't Know	

Questions

Access and Equity

1. The people who work in my after school program care about all the students in the program.	29.0%	51.6%	3.2%	0.0%	16.1%	3.31
2. The students in my after school program treat each other with respect.	13.3%	23.3%	46.7%	10.0%	6.7%	2.43
3. The people in my after school program respect my language and culture.	22.6%	48.4%	3.2%	12.9%	12.9%	2.93
4. I get the help I need to complete my homework in after school.	61.3%	32.3%	3.2%	0.0%	3.2%	3.60
5. My after school program is a positive and safe place for learning.	32.3%	45.2%	9.7%	3.2%	9.7%	3.18
6. I feel safer in my after school program than during the regular school day.	35.5%	38.7%	9.7%	6.5%	9.7%	3.14

Student Achievement

7. The people who work in my after school program make clear what they expect from me.	35.5%	48.4%	3.2%	0.0%	12.9%	3.37
8. The after school activities I participate in are interesting and fun.	51.6%	35.5%	9.7%	0.0%	3.2%	3.43
9. The after school staff uses computers and other technology to help me learn.	12.9%	29.0%	22.6%	25.8%	9.7%	2.32
10. I often see my after school staff at school during the regular school day.	29.0%	54.8%	3.2%	3.2%	9.7%	3.21

Accountability

11. I have somebody at home who cares about me and helps me in my learning.	56.7%	26.7%	6.7%	3.3%	6.7%	3.46
12. The after school staff treats me and all other students with respect.	35.5%	51.6%	0.0%	0.0%	12.9%	3.41
13. I like my after school program and would recommend it to other students.	35.5%	25.8%	6.5%	12.9%	19.4%	3.04
14. The people who work in after school are knowledgeable and well prepared.	45.2%	29.0%	6.5%	0.0%	19.4%	3.48

RESPONSE PERCENT					
-A-	-B-	-C-	-D-	-E-	-F-

15. Favorite activities: (A) Homework	9.7%					
. Favorite activities: (A) Arts activities (music, dance, art, etc.)	22.6%					
. Favorite activities: (A) Reading activities	3.2%					
. Favorite activities: (A) Writing activities	3.2%					
. Favorite activities: (A) Life skills (cooking, bike shop, etc.)	61.3%					
. Favorite activities: (A) Math or science	19.4%					
. Favorite activities: (A) Sports and games	80.6%					
. Favorite activities: (A) Technology (video, photography, etc.)	35.5%					
. Favorite activities: (A) Service-learning projects	16.1%					
16. Activities you wish you could do more of: (A) Homework	12.9%					
. Activities you wish you could do more of: (A) Arts activities (music, dance, art)	25.8%					
. Activities you wish you could do more of: (A) Reading activities	19.4%					
. Activities you wish you could do more of: (A) Writing activities	9.7%					
. Activities you wish you could do more of: (A) Life skills (cooking, bike shop, etc.)	67.7%					
. Activities you wish you could do more of: (A) Math or science	22.6%					
. Activities you wish you could do more of: (A) Sports and games	61.3%					
. Activities you wish you could do more of: (A) Technology (video, photography, etc.)	48.4%					
. Activities you wish you could do more of: (A) Service-learning projects	19.4%					
17. In how many after school service-learning projects did you participate this year? (A) 0, (B) 1, (C) 2, (D) 3, (E) 4, (F) 5+	0.0%	16.1%	16.1%	22.6%	9.7%	35.5%
18. I feel close to this number of adults in the ASP: (A) 0, (B) 1, (C) 2, (D) 3, (E) 4, (F) 5+	0.0%	16.1%	3.2%	16.1%	12.9%	51.6%
19. I feel close to this number of students in the ASP: (A) 0, (B) 1, (C) 2, (D) 3, (E) 4, (F) 5+	3.2%	0.0%	0.0%	6.5%	0.0%	90.3%

Background Information

A. My gender: (A) Female, (B) Male	19.4%	80.6%	0.0%	0.0%	0.0%
B. Number of years I have attended this ASP: (A) 1, (B) 2, (C) 3, (D) 4, (E) 5 or more	12.9%	38.7%	25.8%	16.1%	6.5%
C. Number of days a week I attend this ASP: (A) 1, (B) 2, (C) 3, (D) 4, (E) 5	3.2%	3.2%	9.7%	19.4%	64.5%
D. Why are you going to this ASP? (A) My parents want me to go.	51.6%				
. Why are you going to this ASP? (A) I do not want to go home and be alone.	32.3%				
. Why are you going to this ASP? (A) My friends go here.	29.0%				
. Why are you going to this ASP? (A) There are interesting things to do here.	38.7%				
. Why are you going to this ASP? (A) The school suggested I go.	12.9%				
. Why are you going to this ASP? (A) It is a safe place to be after school.	22.6%				
. Why are you going to this ASP? (A) To get help with my school work.	61.3%				
. Why are you going to this ASP? (A) I attended this after school program last year.	32.3%				
. Why are you going to this ASP? (A) Other or don't know.	6.5%				



SFUSD ASP Grade 4 Student Satisfaction Survey 2010

Key ES Summary Report

Total 35 Respondents

RESPONSE PERCENT					MEAN
Strongly Agree - 4 -	Agree - 3 -	Disagree - 2 -	Strongly Disagree - 1 -	Don't Know	

Questions

Access and Equity

1. The people who work in my after school program care about all the students in the program.	41.2%	41.2%	17.6%	0.0%	0.0%	3.24
2. The students in my after school program treat each other with respect.	11.4%	37.1%	37.1%	2.9%	11.4%	2.65
3. The people in my after school program respect my language and culture.	51.4%	40.0%	2.9%	2.9%	2.9%	3.44
4. I get the help I need to complete my homework in after school.	54.3%	40.0%	5.7%	0.0%	0.0%	3.49
5. My after school program is a positive and safe place for learning.	47.1%	47.1%	0.0%	0.0%	5.9%	3.50
6. I feel safer in my after school program than during the regular school day.	12.1%	27.3%	30.3%	3.0%	27.3%	2.67

Student Achievement

7. The people who work in my after school program make clear what they expect from me.	23.5%	55.9%	11.8%	0.0%	8.8%	3.13
8. The after school activities I participate in are interesting and fun.	55.9%	26.5%	14.7%	0.0%	2.9%	3.42
9. The after school staff uses computers and other technology to help me learn.	35.3%	17.6%	20.6%	14.7%	11.8%	2.83
10. I often see my after school staff at school during the regular school day.	23.5%	26.5%	35.3%	8.8%	5.9%	2.69

Accountability

11. I have somebody at home who cares about me and helps me in my learning.	47.1%	44.1%	2.9%	0.0%	5.9%	3.47
12. The after school staff treats me and all other students with respect.	34.3%	45.7%	8.6%	0.0%	11.4%	3.29
13. I like my after school program and would recommend it to other students.	35.3%	41.2%	14.7%	0.0%	8.8%	3.23
14. The people who work in after school are knowledgeable and well prepared.	36.4%	39.4%	3.0%	0.0%	21.2%	3.42

RESPONSE PERCENT					
-A-	-B-	-C-	-D-	-E-	-F-

15. Favorite activities: (A) Homework	8.6%					
. Favorite activities: (A) Arts activities (music, dance, art, etc.)	42.9%					
. Favorite activities: (A) Reading activities	17.1%					
. Favorite activities: (A) Writing activities	2.9%					
. Favorite activities: (A) Life skills (cooking, bike shop, etc.)	45.7%					
. Favorite activities: (A) Math or science	17.1%					
. Favorite activities: (A) Sports and games	82.9%					
. Favorite activities: (A) Technology (video, photography, etc.)	37.1%					
. Favorite activities: (A) Service-learning projects	8.6%					
16. Activities you wish you could do more of: (A) Homework	14.3%					
. Activities you wish you could do more of: (A) Arts activities (music, dance, art)	20.0%					
. Activities you wish you could do more of: (A) Reading activities	8.6%					
. Activities you wish you could do more of: (A) Writing activities	0.0%					
. Activities you wish you could do more of: (A) Life skills (cooking, bike shop, etc.)	45.7%					
. Activities you wish you could do more of: (A) Math or science	20.0%					
. Activities you wish you could do more of: (A) Sports and games	62.9%					
. Activities you wish you could do more of: (A) Technology (video, photography, etc.)	48.6%					
. Activities you wish you could do more of: (A) Service-learning projects	5.7%					
17. In how many after school service-learning projects did you participate this year? (A) 0, (B) 1, (C) 2, (D) 3, (E) 4, (F) 5+	12.9%	29.0%	9.7%	3.2%	6.5%	38.7%
18. I feel close to this number of adults in the ASP: (A) 0, (B) 1, (C) 2, (D) 3, (E) 4, (F) 5+	3.2%	0.0%	29.0%	32.3%	3.2%	32.3%
19. I feel close to this number of students in the ASP: (A) 0, (B) 1, (C) 2, (D) 3, (E) 4, (F) 5+	3.0%	6.1%	0.0%	12.1%	3.0%	75.8%

Background Information

A. My gender: (A) Female, (B) Male	37.1%	62.9%	0.0%	0.0%	0.0%
B. Number of years I have attended this ASP: (A) 1, (B) 2, (C) 3, (D) 4, (E) 5 or more	23.5%	70.6%	2.9%	2.9%	0.0%
C. Number of days a week I attend this ASP: (A) 1, (B) 2, (C) 3, (D) 4, (E) 5	0.0%	0.0%	3.2%	6.5%	90.3%
D. Why are you going to this ASP? (A) My parents want me to go.	60.0%				
. Why are you going to this ASP? (A) I do not want to go home and be alone.	8.6%				
. Why are you going to this ASP? (A) My friends go here.	28.6%				
. Why are you going to this ASP? (A) There are interesting things to do here.	34.3%				
. Why are you going to this ASP? (A) The school suggested I go.	5.7%				
. Why are you going to this ASP? (A) It is a safe place to be after school.	22.9%				
. Why are you going to this ASP? (A) To get help with my school work.	34.3%				
. Why are you going to this ASP? (A) I attended this after school program last year.	40.0%				
. Why are you going to this ASP? (A) Other or don't know.	14.3%				



SFUSD ASP Grade 4 Student Satisfaction Survey 2010

Lafayette ES Summary Report

Total 14 Respondents

RESPONSE PERCENT					MEAN
Strongly Agree - 4 -	Agree - 3 -	Disagree - 2 -	Strongly Disagree - 1 -	Don't Know	

Questions

Access and Equity

1. The people who work in my after school program care about all the students in the program.	57.1%	14.3%	21.4%	0.0%	7.1%	3.38
2. The students in my after school program treat each other with respect.	7.1%	57.1%	21.4%	0.0%	14.3%	2.83
3. The people in my after school program respect my language and culture.	15.4%	38.5%	0.0%	0.0%	46.2%	3.29
4. I get the help I need to complete my homework in after school.	38.5%	53.8%	0.0%	0.0%	7.7%	3.42
5. My after school program is a positive and safe place for learning.	33.3%	41.7%	8.3%	0.0%	16.7%	3.30
6. I feel safer in my after school program than during the regular school day.	7.1%	28.6%	7.1%	28.6%	28.6%	2.20

Student Achievement

7. The people who work in my after school program make clear what they expect from me.	35.7%	42.9%	0.0%	0.0%	21.4%	3.45
8. The after school activities I participate in are interesting and fun.	8.3%	75.0%	16.7%	0.0%	0.0%	2.92
9. The after school staff uses computers and other technology to help me learn.	0.0%	23.1%	23.1%	38.5%	15.4%	1.82
10. I often see my after school staff at school during the regular school day.	21.4%	35.7%	7.1%	14.3%	21.4%	2.82

Accountability


11. I have somebody at home who cares about me and helps me in my learning.	35.7%	35.7%	21.4%	0.0%	7.1%	3.15
12. The after school staff treats me and all other students with respect.	38.5%	46.2%	7.7%	0.0%	7.7%	3.33
13. I like my after school program and would recommend it to other students.	7.1%	64.3%	7.1%	7.1%	14.3%	2.83
14. The people who work in after school are knowledgeable and well prepared.	23.1%	61.5%	7.7%	0.0%	7.7%	3.17

RESPONSE PERCENT

	-A-	-B-	-C-	-D-	-E-	-F-
15. Favorite activities: (A) Homework						
. Favorite activities: (A) Arts activities (music, dance, art, etc.)	14.3%					
. Favorite activities: (A) Reading activities	42.9%					
. Favorite activities: (A) Writing activities	14.3%					
. Favorite activities: (A) Life skills (cooking, bike shop, etc.)	0.0%					
. Favorite activities: (A) Math or science	64.3%					
. Favorite activities: (A) Sports and games	14.3%					
. Favorite activities: (A) Technology (video, photography, etc.)	78.6%					
. Favorite activities: (A) Service-learning projects	7.1%					
16. Activities you wish you could do more of: (A) Homework	7.1%					
. Activities you wish you could do more of: (A) Arts activities (music, dance, art)	21.4%					
. Activities you wish you could do more of: (A) Reading activities	35.7%					
. Activities you wish you could do more of: (A) Writing activities	14.3%					
. Activities you wish you could do more of: (A) Life skills (cooking, bike shop, etc.)	7.1%					
. Activities you wish you could do more of: (A) Math or science	50.0%					
. Activities you wish you could do more of: (A) Sports and games	14.3%					
. Activities you wish you could do more of: (A) Technology (video, photography, etc.)	57.1%					
. Activities you wish you could do more of: (A) Service-learning projects	28.6%					
17. In how many after school service-learning projects did you participate this year? (A) 0, (B) 1, (C) 2, (D) 3, (E) 4, (F) 5+	7.1%	7.1%	35.7%	35.7%	0.0%	14.3%
18. I feel close to this number of adults in the ASP: (A) 0, (B) 1, (C) 2, (D) 3, (E) 4, (F) 5+	14.3%	7.1%	0.0%	21.4%	28.6%	28.6%
19. I feel close to this number of students in the ASP: (A) 0, (B) 1, (C) 2, (D) 3, (E) 4, (F) 5+	7.1%	0.0%	7.1%	21.4%	7.1%	57.1%

Background Information

A. My gender: (A) Female, (B) Male	57.1%	42.9%	0.0%	0.0%	0.0%
B. Number of years I have attended this ASP: (A) 1, (B) 2, (C) 3, (D) 4, (E) 5 or more	14.3%	21.4%	28.6%	35.7%	0.0%
C. Number of days a week I attend this ASP: (A) 1, (B) 2, (C) 3, (D) 4, (E) 5	0.0%	0.0%	7.7%	7.7%	84.6%
D. Why are you going to this ASP? (A) My parents want me to go.	35.7%				
. Why are you going to this ASP? (A) I do not want to go home and be alone.	7.1%				
. Why are you going to this ASP? (A) My friends go here.	35.7%				
. Why are you going to this ASP? (A) There are interesting things to do here.	21.4%				
. Why are you going to this ASP? (A) The school suggested I go.	0.0%				
. Why are you going to this ASP? (A) It is a safe place to be after school.	7.1%				
. Why are you going to this ASP? (A) To get help with my school work.	14.3%				
. Why are you going to this ASP? (A) I attended this after school program last year.	14.3%				
. Why are you going to this ASP? (A) Other or don't know.	28.6%				



SFUSD ASP Grade 4 Student Satisfaction Survey 2010

Lakeshore ES Summary Report

Total 16 Respondents

RESPONSE PERCENT						MEAN
Strongly Agree - 4 -	Agree - 3 -	Disagree - 2 -	Strongly Disagree - 1 -	Don't Know		

Questions

Access and Equity

1. The people who work in my after school program care about all the students in the program.	50.0%	50.0%	0.0%	0.0%	0.0%	3.50
2. The students in my after school program treat each other with respect.	0.0%	37.5%	31.3%	6.3%	25.0%	2.42
3. The people in my after school program respect my language and culture.	23.1%	23.1%	23.1%	7.7%	23.1%	2.80
4. I get the help I need to complete my homework in after school.	42.9%	57.1%	0.0%	0.0%	0.0%	3.43
5. My after school program is a positive and safe place for learning.	42.9%	57.1%	0.0%	0.0%	0.0%	3.43
6. I feel safer in my after school program than during the regular school day.	20.0%	26.7%	20.0%	0.0%	33.3%	3.00

Student Achievement

7. The people who work in my after school program make clear what they expect from me.	33.3%	40.0%	6.7%	0.0%	20.0%	3.33
8. The after school activities I participate in are interesting and fun.	46.7%	33.3%	13.3%	6.7%	0.0%	3.20
9. The after school staff uses computers and other technology to help me learn.	40.0%	33.3%	6.7%	13.3%	6.7%	3.07
10. I often see my after school staff at school during the regular school day.	6.7%	86.7%	6.7%	0.0%	0.0%	3.00

Accountability

11. I have somebody at home who cares about me and helps me in my learning.	75.0%	25.0%	0.0%	0.0%	0.0%	3.75
12. The after school staff treats me and all other students with respect.	20.0%	60.0%	6.7%	6.7%	6.7%	3.00
13. I like my after school program and would recommend it to other students.	37.5%	62.5%	0.0%	0.0%	0.0%	3.38
14. The people who work in after school are knowledgeable and well prepared.	23.1%	46.2%	7.7%	0.0%	23.1%	3.20

RESPONSE PERCENT					
-A-	-B-	-C-	-D-	-E-	-F-

15. Favorite activities: (A) Homework	12.5%					
. Favorite activities: (A) Arts activities (music, dance, art, etc.)	62.5%					
. Favorite activities: (A) Reading activities	6.3%					
. Favorite activities: (A) Writing activities	18.8%					
. Favorite activities: (A) Life skills (cooking, bike shop, etc.)	31.3%					
. Favorite activities: (A) Math or science	12.5%					
. Favorite activities: (A) Sports and games	81.3%					
. Favorite activities: (A) Technology (video, photography, etc.)	43.8%					
. Favorite activities: (A) Service-learning projects	6.3%					
16. Activities you wish you could do more of: (A) Homework	6.3%					
. Activities you wish you could do more of: (A) Arts activities (music, dance, art)	62.5%					
. Activities you wish you could do more of: (A) Reading activities	0.0%					
. Activities you wish you could do more of: (A) Writing activities	12.5%					
. Activities you wish you could do more of: (A) Life skills (cooking, bike shop, etc.)	75.0%					
. Activities you wish you could do more of: (A) Math or science	25.0%					
. Activities you wish you could do more of: (A) Sports and games	62.5%					
. Activities you wish you could do more of: (A) Technology (video, photography, etc.)	56.3%					
. Activities you wish you could do more of: (A) Service-learning projects	18.8%					
17. In how many after school service-learning projects did you participate this year? (A) 0, (B) 1, (C) 2, (D) 3, (E) 4, (F) 5+	0.0%	0.0%	15.4%	23.1%	23.1%	38.5%
18. I feel close to this number of adults in the ASP: (A) 0, (B) 1, (C) 2, (D) 3, (E) 4, (F) 5+	0.0%	7.1%	0.0%	0.0%	14.3%	78.6%
19. I feel close to this number of students in the ASP: (A) 0, (B) 1, (C) 2, (D) 3, (E) 4, (F) 5+	0.0%	6.3%	0.0%	6.3%	12.5%	75.0%

Background Information

A. My gender: (A) Female, (B) Male	68.8%	31.3%	0.0%	0.0%	0.0%
B. Number of years I have attended this ASP: (A) 1, (B) 2, (C) 3, (D) 4, (E) 5 or more	20.0%	13.3%	66.7%	0.0%	0.0%
C. Number of days a week I attend this ASP: (A) 1, (B) 2, (C) 3, (D) 4, (E) 5	6.3%	0.0%	0.0%	0.0%	93.8%
D. Why are you going to this ASP? (A) My parents want me to go.	56.3%				
. Why are you going to this ASP? (A) I do not want to go home and be alone.	12.5%				
. Why are you going to this ASP? (A) My friends go here.	25.0%				
. Why are you going to this ASP? (A) There are interesting things to do here.	18.8%				
. Why are you going to this ASP? (A) The school suggested I go.	6.3%				
. Why are you going to this ASP? (A) It is a safe place to be after school.	25.0%				
. Why are you going to this ASP? (A) To get help with my school work.	37.5%				
. Why are you going to this ASP? (A) I attended this after school program last year.	18.8%				
. Why are you going to this ASP? (A) Other or don't know.	12.5%				



SFUSD ASP Grade 4 Student Satisfaction Survey 2010

Lau ES Summary Report

Total 27 Respondents

RESPONSE PERCENT					MEAN
Strongly Agree	Agree	Disagree	Strongly Disagree	Don't Know	
- 4 -	- 3 -	- 2 -	- 1 -		

Questions

Access and Equity

1. The people who work in my after school program care about all the students in the program.	29.6%	48.1%	11.1%	3.7%	7.4%	3.12
2. The students in my after school program treat each other with respect.	0.0%	11.1%	55.6%	14.8%	18.5%	1.95
3. The people in my after school program respect my language and culture.	15.4%	53.8%	7.7%	3.8%	19.2%	3.00
4. I get the help I need to complete my homework in after school.	40.7%	29.6%	3.7%	14.8%	11.1%	3.08
5. My after school program is a positive and safe place for learning.	25.9%	51.9%	11.1%	3.7%	7.4%	3.08
6. I feel safer in my after school program than during the regular school day.	3.8%	23.1%	30.8%	15.4%	26.9%	2.21

Student Achievement

7. The people who work in my after school program make clear what they expect from me.	14.8%	51.9%	11.1%	7.4%	14.8%	2.87
8. The after school activities I participate in are interesting and fun.	18.5%	48.1%	22.2%	3.7%	7.4%	2.88
9. The after school staff uses computers and other technology to help me learn.	7.4%	11.1%	22.2%	37.0%	22.2%	1.86
10. I often see my after school staff at school during the regular school day.	4.0%	40.0%	16.0%	20.0%	20.0%	2.35

Accountability

11. I have somebody at home who cares about me and helps me in my learning.	46.2%	42.3%	3.8%	0.0%	7.7%	3.46
12. The after school staff treats me and all other students with respect.	28.0%	40.0%	8.0%	4.0%	20.0%	3.15
13. I like my after school program and would recommend it to other students.	14.8%	40.7%	7.4%	7.4%	29.6%	2.89
14. The people who work in after school are knowledgeable and well prepared.	18.5%	25.9%	18.5%	3.7%	33.3%	2.89

RESPONSE PERCENT					
-A-	-B-	-C-	-D-	-E-	-F-

15. Favorite activities: (A) Homework	33.3%					
. Favorite activities: (A) Arts activities (music, dance, art, etc.)	37.0%					
. Favorite activities: (A) Reading activities	3.7%					
. Favorite activities: (A) Writing activities	3.7%					
. Favorite activities: (A) Life skills (cooking, bike shop, etc.)	51.9%					
. Favorite activities: (A) Math or science	3.7%					
. Favorite activities: (A) Sports and games	74.1%					
. Favorite activities: (A) Technology (video, photography, etc.)	40.7%					
. Favorite activities: (A) Service-learning projects	0.0%					
16. Activities you wish you could do more of: (A) Homework	40.7%					
. Activities you wish you could do more of: (A) Arts activities (music, dance, art)	37.0%					
. Activities you wish you could do more of: (A) Reading activities	11.1%					
. Activities you wish you could do more of: (A) Writing activities	7.4%					
. Activities you wish you could do more of: (A) Life skills (cooking, bike shop, etc.)	44.4%					
. Activities you wish you could do more of: (A) Math or science	11.1%					
. Activities you wish you could do more of: (A) Sports and games	70.4%					
. Activities you wish you could do more of: (A) Technology (video, photography, etc.)	29.6%					
. Activities you wish you could do more of: (A) Service-learning projects	3.7%					
17. In how many after school service-learning projects did you participate this year? (A) 0, (B) 1, (C) 2, (D) 3, (E) 4, (F) 5+	3.7%	40.7%	22.2%	3.7%	0.0%	29.6%
18. I feel close to this number of adults in the ASP: (A) 0, (B) 1, (C) 2, (D) 3, (E) 4, (F) 5+	8.0%	16.0%	8.0%	24.0%	8.0%	36.0%
19. I feel close to this number of students in the ASP: (A) 0, (B) 1, (C) 2, (D) 3, (E) 4, (F) 5+	3.7%	3.7%	7.4%	3.7%	29.6%	51.9%

Background Information

A. My gender: (A) Female, (B) Male	37.0%	63.0%	0.0%	0.0%	0.0%
B. Number of years I have attended this ASP: (A) 1, (B) 2, (C) 3, (D) 4, (E) 5 or more	18.5%	25.9%	48.1%	3.7%	3.7%
C. Number of days a week I attend this ASP: (A) 1, (B) 2, (C) 3, (D) 4, (E) 5	0.0%	0.0%	4.0%	4.0%	92.0%
D. Why are you going to this ASP? (A) My parents want me to go.	40.7%				
. Why are you going to this ASP? (A) I do not want to go home and be alone.	0.0%				
. Why are you going to this ASP? (A) My friends go here.	14.8%				
. Why are you going to this ASP? (A) There are interesting things to do here.	7.4%				
. Why are you going to this ASP? (A) The school suggested I go.	3.7%				
. Why are you going to this ASP? (A) It is a safe place to be after school.	3.7%				
. Why are you going to this ASP? (A) To get help with my school work.	25.9%				
. Why are you going to this ASP? (A) I attended this after school program last year.	18.5%				
. Why are you going to this ASP? (A) Other or don't know.	3.7%				



SFUSD ASP Grade 4 Student Satisfaction Survey 2010

Lilienthal Alt K8 Summary Report

Total 27 Respondents

RESPONSE PERCENT					MEAN
Strongly Agree - 4 -	Agree - 3 -	Disagree - 2 -	Strongly Disagree - 1 -	Don't Know	

Questions

Access and Equity

1. The people who work in my after school program care about all the students in the program.	33.3%	40.7%	11.1%	3.7%	11.1%	3.17
2. The students in my after school program treat each other with respect.	3.7%	25.9%	44.4%	11.1%	14.8%	2.26
3. The people in my after school program respect my language and culture.	40.0%	36.0%	8.0%	0.0%	16.0%	3.38
4. I get the help I need to complete my homework in after school.	24.0%	60.0%	12.0%	0.0%	4.0%	3.13
5. My after school program is a positive and safe place for learning.	42.3%	38.5%	7.7%	0.0%	11.5%	3.39
6. I feel safer in my after school program than during the regular school day.	19.2%	23.1%	26.9%	7.7%	23.1%	2.70

Student Achievement

7. The people who work in my after school program make clear what they expect from me.	11.1%	55.6%	18.5%	0.0%	14.8%	2.91
8. The after school activities I participate in are interesting and fun.	18.5%	59.3%	11.1%	0.0%	11.1%	3.08
9. The after school staff uses computers and other technology to help me learn.	0.0%	7.4%	25.9%	55.6%	11.1%	1.46
10. I often see my after school staff at school during the regular school day.	15.4%	15.4%	34.6%	11.5%	23.1%	2.45

Accountability

11. I have somebody at home who cares about me and helps me in my learning.	74.1%	22.2%	0.0%	0.0%	3.7%	3.77
12. The after school staff treats me and all other students with respect.	25.9%	40.7%	11.1%	0.0%	22.2%	3.19
13. I like my after school program and would recommend it to other students.	29.6%	33.3%	18.5%	7.4%	11.1%	2.96
14. The people who work in after school are knowledgeable and well prepared.	7.4%	48.1%	7.4%	3.7%	33.3%	2.89

RESPONSE PERCENT					
-A-	-B-	-C-	-D-	-E-	-F-

15. Favorite activities: (A) Homework	3.7%					
. Favorite activities: (A) Arts activities (music, dance, art, etc.)	37.0%					
. Favorite activities: (A) Reading activities	11.1%					
. Favorite activities: (A) Writing activities	0.0%					
. Favorite activities: (A) Life skills (cooking, bike shop, etc.)	40.7%					
. Favorite activities: (A) Math or science	18.5%					
. Favorite activities: (A) Sports and games	85.2%					
. Favorite activities: (A) Technology (video, photography, etc.)	48.1%					
. Favorite activities: (A) Service-learning projects	0.0%					
16. Activities you wish you could do more of: (A) Homework	11.1%					
. Activities you wish you could do more of: (A) Arts activities (music, dance, art)	29.6%					
. Activities you wish you could do more of: (A) Reading activities	7.4%					
. Activities you wish you could do more of: (A) Writing activities	3.7%					
. Activities you wish you could do more of: (A) Life skills (cooking, bike shop, etc.)	33.3%					
. Activities you wish you could do more of: (A) Math or science	25.9%					
. Activities you wish you could do more of: (A) Sports and games	63.0%					
. Activities you wish you could do more of: (A) Technology (video, photography, etc.)	44.4%					
. Activities you wish you could do more of: (A) Service-learning projects	11.1%					
17. In how many after school service-learning projects did you participate this year? (A) 0, (B) 1, (C) 2, (D) 3, (E) 4, (F) 5+	29.6%	25.9%	7.4%	0.0%	11.1%	25.9%
18. I feel close to this number of adults in the ASP: (A) 0, (B) 1, (C) 2, (D) 3, (E) 4, (F) 5+	22.2%	11.1%	7.4%	18.5%	14.8%	25.9%
19. I feel close to this number of students in the ASP: (A) 0, (B) 1, (C) 2, (D) 3, (E) 4, (F) 5+	3.7%	0.0%	18.5%	7.4%	11.1%	59.3%

Background Information

A. My gender: (A) Female, (B) Male	50.0%	50.0%	0.0%	0.0%	0.0%
B. Number of years I have attended this ASP: (A) 1, (B) 2, (C) 3, (D) 4, (E) 5 or more	3.8%	65.4%	0.0%	0.0%	30.8%
C. Number of days a week I attend this ASP: (A) 1, (B) 2, (C) 3, (D) 4, (E) 5	0.0%	0.0%	0.0%	4.0%	96.0%
D. Why are you going to this ASP? (A) My parents want me to go.	40.7%				
. Why are you going to this ASP? (A) I do not want to go home and be alone.	3.7%				
. Why are you going to this ASP? (A) My friends go here.	18.5%				
. Why are you going to this ASP? (A) There are interesting things to do here.	22.2%				
. Why are you going to this ASP? (A) The school suggested I go.	3.7%				
. Why are you going to this ASP? (A) It is a safe place to be after school.	11.1%				
. Why are you going to this ASP? (A) To get help with my school work.	14.8%				
. Why are you going to this ASP? (A) I attended this after school program last year.	14.8%				
. Why are you going to this ASP? (A) Other or don't know.	44.4%				



SFUSD ASP Grade 4 Student Satisfaction Survey 2010

Longfellow ES Summary Report

Total 19 Respondents

RESPONSE PERCENT					
Strongly Agree	Agree	Disagree	Strongly Disagree	Don't Know	
- 4 -	- 3 -	- 2 -	- 1 -		

Questions

Access and Equity

1. The people who work in my after school program care about all the students in the program.	66.7%	33.3%	0.0%	0.0%	0.0%	3.67
2. The students in my after school program treat each other with respect.	26.3%	36.8%	26.3%	5.3%	5.3%	2.89
3. The people in my after school program respect my language and culture.	50.0%	22.2%	11.1%	5.6%	11.1%	3.31
4. I get the help I need to complete my homework in after school.	61.1%	38.9%	0.0%	0.0%	0.0%	3.61
5. My after school program is a positive and safe place for learning.	83.3%	11.1%	0.0%	5.6%	0.0%	3.72
6. I feel safer in my after school program than during the regular school day.	44.4%	16.7%	11.1%	5.6%	22.2%	3.29

Student Achievement

7. The people who work in my after school program make clear what they expect from me.	38.9%	38.9%	5.6%	5.6%	11.1%	3.25
8. The after school activities I participate in are interesting and fun.	70.6%	29.4%	0.0%	0.0%	0.0%	3.71
9. The after school staff uses computers and other technology to help me learn.	22.2%	22.2%	5.6%	44.4%	5.6%	2.24
10. I often see my after school staff at school during the regular school day.	61.1%	16.7%	0.0%	11.1%	11.1%	3.44

Accountability

11. I have somebody at home who cares about me and helps me in my learning.	44.4%	44.4%	11.1%	0.0%	0.0%	3.33
12. The after school staff treats me and all other students with respect.	63.2%	31.6%	0.0%	0.0%	5.3%	3.67
13. I like my after school program and would recommend it to other students.	61.1%	27.8%	0.0%	11.1%	0.0%	3.39
14. The people who work in after school are knowledgeable and well prepared.	41.2%	41.2%	5.9%	5.9%	5.9%	3.25

RESPONSE PERCENT					
-A-	-B-	-C-	-D-	-E-	-F-

15. Favorite activities: (A) Homework	31.6%					
. Favorite activities: (A) Arts activities (music, dance, art, etc.)	42.1%					
. Favorite activities: (A) Reading activities	10.5%					
. Favorite activities: (A) Writing activities	10.5%					
. Favorite activities: (A) Life skills (cooking, bike shop, etc.)	21.1%					
. Favorite activities: (A) Math or science	21.1%					
. Favorite activities: (A) Sports and games	68.4%					
. Favorite activities: (A) Technology (video, photography, etc.)	26.3%					
. Favorite activities: (A) Service-learning projects	15.8%					
16. Activities you wish you could do more of: (A) Homework	31.6%					
. Activities you wish you could do more of: (A) Arts activities (music, dance, art)	21.1%					
. Activities you wish you could do more of: (A) Reading activities	15.8%					
. Activities you wish you could do more of: (A) Writing activities	10.5%					
. Activities you wish you could do more of: (A) Life skills (cooking, bike shop, etc.)	15.8%					
. Activities you wish you could do more of: (A) Math or science	26.3%					
. Activities you wish you could do more of: (A) Sports and games	68.4%					
. Activities you wish you could do more of: (A) Technology (video, photography, etc.)	31.6%					
. Activities you wish you could do more of: (A) Service-learning projects	10.5%					
17. In how many after school service-learning projects did you participate this year? (A) 0, (B) 1, (C) 2, (D) 3, (E) 4, (F) 5+	11.8%	17.6%	5.9%	29.4%	0.0%	35.3%
18. I feel close to this number of adults in the ASP: (A) 0, (B) 1, (C) 2, (D) 3, (E) 4, (F) 5+	0.0%	11.1%	16.7%	0.0%	11.1%	61.1%
19. I feel close to this number of students in the ASP: (A) 0, (B) 1, (C) 2, (D) 3, (E) 4, (F) 5+	5.6%	5.6%	0.0%	11.1%	0.0%	77.8%

Background Information

A. My gender: (A) Female, (B) Male	44.4%	55.6%	0.0%	0.0%	0.0%
B. Number of years I have attended this ASP: (A) 1, (B) 2, (C) 3, (D) 4, (E) 5 or more	38.9%	16.7%	5.6%	16.7%	22.2%
C. Number of days a week I attend this ASP: (A) 1, (B) 2, (C) 3, (D) 4, (E) 5	5.6%	5.6%	0.0%	5.6%	83.3%
D. Why are you going to this ASP? (A) My parents want me to go.	47.4%				
. Why are you going to this ASP? (A) I do not want to go home and be alone.	0.0%				
. Why are you going to this ASP? (A) My friends go here.	15.8%				
. Why are you going to this ASP? (A) There are interesting things to do here.	31.6%				
. Why are you going to this ASP? (A) The school suggested I go.	5.3%				
. Why are you going to this ASP? (A) It is a safe place to be after school.	21.1%				
. Why are you going to this ASP? (A) To get help with my school work.	42.1%				
. Why are you going to this ASP? (A) I attended this after school program last year.	0.0%				
. Why are you going to this ASP? (A) Other or don't know.	10.5%				



SFUSD ASP Grade 4 Student Satisfaction Survey 2010

Malcolm X Acdy ES Summary Report

Total 5 Respondents

RESPONSE PERCENT					MEAN
Strongly Agree - 4 -	Agree - 3 -	Disagree - 2 -	Strongly Disagree - 1 -	Don't Know	

Questions

Access and Equity

1. The people who work in my after school program care about all the students in the program.	40.0%	40.0%	0.0%	0.0%	20.0%	3.50
2. The students in my after school program treat each other with respect.	40.0%	60.0%	0.0%	0.0%	0.0%	3.40
3. The people in my after school program respect my language and culture.	40.0%	60.0%	0.0%	0.0%	0.0%	3.40
4. I get the help I need to complete my homework in after school.	60.0%	40.0%	0.0%	0.0%	0.0%	3.60
5. My after school program is a positive and safe place for learning.	80.0%	20.0%	0.0%	0.0%	0.0%	3.80
6. I feel safer in my after school program than during the regular school day.	25.0%	75.0%	0.0%	0.0%	0.0%	3.25

Student Achievement

7. The people who work in my after school program make clear what they expect from me.	60.0%	40.0%	0.0%	0.0%	0.0%	3.60
8. The after school activities I participate in are interesting and fun.	80.0%	20.0%	0.0%	0.0%	0.0%	3.80
9. The after school staff uses computers and other technology to help me learn.	20.0%	80.0%	0.0%	0.0%	0.0%	3.20
10. I often see my after school staff at school during the regular school day.	60.0%	20.0%	20.0%	0.0%	0.0%	3.40

Accountability

11. I have somebody at home who cares about me and helps me in my learning.	80.0%	0.0%	20.0%	0.0%	0.0%	3.60
12. The after school staff treats me and all other students with respect.	80.0%	20.0%	0.0%	0.0%	0.0%	3.80
13. I like my after school program and would recommend it to other students.	100.0%	0.0%	0.0%	0.0%	0.0%	4.00
14. The people who work in after school are knowledgeable and well prepared.	60.0%	40.0%	0.0%	0.0%	0.0%	3.60

RESPONSE PERCENT					
-A-	-B-	-C-	-D-	-E-	-F-

15. Favorite activities: (A) Homework	60.0%					
. Favorite activities: (A) Arts activities (music, dance, art, etc.)	60.0%					
. Favorite activities: (A) Reading activities	0.0%					
. Favorite activities: (A) Writing activities	0.0%					
. Favorite activities: (A) Life skills (cooking, bike shop, etc.)	40.0%					
. Favorite activities: (A) Math or science	20.0%					
. Favorite activities: (A) Sports and games	40.0%					
. Favorite activities: (A) Technology (video, photography, etc.)	0.0%					
. Favorite activities: (A) Service-learning projects	0.0%					
16. Activities you wish you could do more of: (A) Homework	20.0%					
. Activities you wish you could do more of: (A) Arts activities (music, dance, art)	20.0%					
. Activities you wish you could do more of: (A) Reading activities	0.0%					
. Activities you wish you could do more of: (A) Writing activities	0.0%					
. Activities you wish you could do more of: (A) Life skills (cooking, bike shop, etc.)	40.0%					
. Activities you wish you could do more of: (A) Math or science	20.0%					
. Activities you wish you could do more of: (A) Sports and games	60.0%					
. Activities you wish you could do more of: (A) Technology (video, photography, etc.)	20.0%					
. Activities you wish you could do more of: (A) Service-learning projects	0.0%					
17. In how many after school service-learning projects did you participate this year? (A) 0, (B) 1, (C) 2, (D) 3, (E) 4, (F) 5+	20.0%	20.0%	20.0%	20.0%	0.0%	20.0%
18. I feel close to this number of adults in the ASP: (A) 0, (B) 1, (C) 2, (D) 3, (E) 4, (F) 5+	0.0%	0.0%	0.0%	0.0%	25.0%	75.0%
19. I feel close to this number of students in the ASP: (A) 0, (B) 1, (C) 2, (D) 3, (E) 4, (F) 5+	0.0%	25.0%	0.0%	0.0%	0.0%	75.0%

Background Information

A. My gender: (A) Female, (B) Male	60.0%	40.0%	0.0%	0.0%	0.0%
B. Number of years I have attended this ASP: (A) 1, (B) 2, (C) 3, (D) 4, (E) 5 or more	20.0%	0.0%	20.0%	20.0%	40.0%
C. Number of days a week I attend this ASP: (A) 1, (B) 2, (C) 3, (D) 4, (E) 5	0.0%	0.0%	25.0%	0.0%	75.0%
D. Why are you going to this ASP? (A) My parents want me to go.	60.0%				
. Why are you going to this ASP? (A) I do not want to go home and be alone.	20.0%				
. Why are you going to this ASP? (A) My friends go here.	20.0%				
. Why are you going to this ASP? (A) There are interesting things to do here.	0.0%				
. Why are you going to this ASP? (A) The school suggested I go.	0.0%				
. Why are you going to this ASP? (A) It is a safe place to be after school.	20.0%				
. Why are you going to this ASP? (A) To get help with my school work.	40.0%				
. Why are you going to this ASP? (A) I attended this after school program last year.	20.0%				
. Why are you going to this ASP? (A) Other or don't know.	0.0%				



SFUSD ASP Grade 4 Student Satisfaction Survey 2010

McKinley ES Summary Report

Total 31 Respondents

RESPONSE PERCENT					MEAN
Strongly Agree - 4 -	Agree - 3 -	Disagree - 2 -	Strongly Disagree - 1 -	Don't Know	

Questions

Access and Equity

1. The people who work in my after school program care about all the students in the program.	19.4%	48.4%	0.0%	9.7%	22.6%	3.00
2. The students in my after school program treat each other with respect.	0.0%	10.3%	34.5%	20.7%	34.5%	1.84
3. The people in my after school program respect my language and culture.	32.3%	29.0%	9.7%	6.5%	22.6%	3.13
4. I get the help I need to complete my homework in after school.	23.3%	53.3%	6.7%	0.0%	16.7%	3.20
5. My after school program is a positive and safe place for learning.	16.7%	53.3%	10.0%	0.0%	20.0%	3.08
6. I feel safer in my after school program than during the regular school day.	10.0%	13.3%	30.0%	26.7%	20.0%	2.08

Student Achievement

7. The people who work in my after school program make clear what they expect from me.	25.8%	41.9%	9.7%	0.0%	22.6%	3.21
8. The after school activities I participate in are interesting and fun.	12.9%	41.9%	6.5%	6.5%	32.3%	2.90
9. The after school staff uses computers and other technology to help me learn.	6.9%	6.9%	27.6%	24.1%	34.5%	1.95
10. I often see my after school staff at school during the regular school day.	6.5%	54.8%	6.5%	12.9%	19.4%	2.68

Accountability

11. I have somebody at home who cares about me and helps me in my learning.	77.4%	19.4%	0.0%	0.0%	3.2%	3.80
12. The after school staff treats me and all other students with respect.	29.0%	41.9%	9.7%	6.5%	12.9%	3.07
13. I like my after school program and would recommend it to other students.	20.0%	26.7%	13.3%	10.0%	30.0%	2.81
14. The people who work in after school are knowledgeable and well prepared.	25.8%	32.3%	6.5%	12.9%	22.6%	2.92

RESPONSE PERCENT					
-A-	-B-	-C-	-D-	-E-	-F-

15. Favorite activities: (A) Homework	12.9%					
. Favorite activities: (A) Arts activities (music, dance, art, etc.)	61.3%					
. Favorite activities: (A) Reading activities	12.9%					
. Favorite activities: (A) Writing activities	16.1%					
. Favorite activities: (A) Life skills (cooking, bike shop, etc.)	25.8%					
. Favorite activities: (A) Math or science	19.4%					
. Favorite activities: (A) Sports and games	77.4%					
. Favorite activities: (A) Technology (video, photography, etc.)	22.6%					
. Favorite activities: (A) Service-learning projects	22.6%					
16. Activities you wish you could do more of: (A) Homework	0.0%					
. Activities you wish you could do more of: (A) Arts activities (music, dance, art)	48.4%					
. Activities you wish you could do more of: (A) Reading activities	9.7%					
. Activities you wish you could do more of: (A) Writing activities	19.4%					
. Activities you wish you could do more of: (A) Life skills (cooking, bike shop, etc.)	32.3%					
. Activities you wish you could do more of: (A) Math or science	22.6%					
. Activities you wish you could do more of: (A) Sports and games	74.2%					
. Activities you wish you could do more of: (A) Technology (video, photography, etc.)	25.8%					
. Activities you wish you could do more of: (A) Service-learning projects	25.8%					
17. In how many after school service-learning projects did you participate this year? (A) 0, (B) 1, (C) 2, (D) 3, (E) 4, (F) 5+	16.7%	3.3%	6.7%	36.7%	3.3%	33.3%
18. I feel close to this number of adults in the ASP: (A) 0, (B) 1, (C) 2, (D) 3, (E) 4, (F) 5+	20.7%	6.9%	13.8%	17.2%	20.7%	20.7%
19. I feel close to this number of students in the ASP: (A) 0, (B) 1, (C) 2, (D) 3, (E) 4, (F) 5+	10.0%	6.7%	0.0%	10.0%	3.3%	70.0%

Background Information

A. My gender: (A) Female, (B) Male	45.2%	54.8%	0.0%	0.0%	0.0%
B. Number of years I have attended this ASP: (A) 1, (B) 2, (C) 3, (D) 4, (E) 5 or more	9.7%	9.7%	9.7%	12.9%	58.1%
C. Number of days a week I attend this ASP: (A) 1, (B) 2, (C) 3, (D) 4, (E) 5	3.3%	0.0%	0.0%	13.3%	83.3%
D. Why are you going to this ASP? (A) My parents want me to go.	54.8%				
. Why are you going to this ASP? (A) I do not want to go home and be alone.	19.4%				
. Why are you going to this ASP? (A) My friends go here.	41.9%				
. Why are you going to this ASP? (A) There are interesting things to do here.	22.6%				
. Why are you going to this ASP? (A) The school suggested I go.	0.0%				
. Why are you going to this ASP? (A) It is a safe place to be after school.	22.6%				
. Why are you going to this ASP? (A) To get help with my school work.	9.7%				
. Why are you going to this ASP? (A) I attended this after school program last year.	29.0%				
. Why are you going to this ASP? (A) Other or don't know.	38.7%				



SFUSD ASP Grade 4 Student Satisfaction Survey 2010

Milk ES Summary Report

Total 19 Respondents

RESPONSE PERCENT					MEAN
Strongly Agree - 4 -	Agree - 3 -	Disagree - 2 -	Strongly Disagree - 1 -	Don't Know	

Questions

Access and Equity

1. The people who work in my after school program care about all the students in the program.	42.1%	36.8%	5.3%	0.0%	15.8%	3.44
2. The students in my after school program treat each other with respect.	5.6%	27.8%	33.3%	22.2%	11.1%	2.19
3. The people in my after school program respect my language and culture.	31.6%	31.6%	10.5%	0.0%	26.3%	3.29
4. I get the help I need to complete my homework in after school.	57.9%	36.8%	0.0%	0.0%	5.3%	3.61
5. My after school program is a positive and safe place for learning.	52.9%	23.5%	0.0%	0.0%	23.5%	3.69
6. I feel safer in my after school program than during the regular school day.	21.1%	5.3%	21.1%	21.1%	31.6%	2.38

Student Achievement

7. The people who work in my after school program make clear what they expect from me.	64.7%	29.4%	0.0%	0.0%	5.9%	3.69
8. The after school activities I participate in are interesting and fun.	47.1%	41.2%	11.8%	0.0%	0.0%	3.35
9. The after school staff uses computers and other technology to help me learn.	5.6%	11.1%	22.2%	33.3%	27.8%	1.85
10. I often see my after school staff at school during the regular school day.	33.3%	61.1%	5.6%	0.0%	0.0%	3.28

Accountability

11. I have somebody at home who cares about me and helps me in my learning.	68.4%	21.1%	0.0%	5.3%	5.3%	3.61
12. The after school staff treats me and all other students with respect.	44.4%	44.4%	0.0%	0.0%	11.1%	3.50
13. I like my after school program and would recommend it to other students.	27.8%	50.0%	0.0%	0.0%	22.2%	3.36
14. The people who work in after school are knowledgeable and well prepared.	15.8%	57.9%	10.5%	0.0%	15.8%	3.06

RESPONSE PERCENT

	-A-	-B-	-C-	-D-	-E-	-F-
15. Favorite activities: (A) Homework						26.3%
. Favorite activities: (A) Arts activities (music, dance, art, etc.)						42.1%
. Favorite activities: (A) Reading activities						21.1%
. Favorite activities: (A) Writing activities						5.3%
. Favorite activities: (A) Life skills (cooking, bike shop, etc.)						26.3%
. Favorite activities: (A) Math or science						42.1%
. Favorite activities: (A) Sports and games						84.2%
. Favorite activities: (A) Technology (video, photography, etc.)						52.6%
. Favorite activities: (A) Service-learning projects						15.8%
16. Activities you wish you could do more of: (A) Homework						15.8%
. Activities you wish you could do more of: (A) Arts activities (music, dance, art)						31.6%
. Activities you wish you could do more of: (A) Reading activities						10.5%
. Activities you wish you could do more of: (A) Writing activities						5.3%
. Activities you wish you could do more of: (A) Life skills (cooking, bike shop, etc.)						42.1%
. Activities you wish you could do more of: (A) Math or science						31.6%
. Activities you wish you could do more of: (A) Sports and games						68.4%
. Activities you wish you could do more of: (A) Technology (video, photography, etc.)						63.2%
. Activities you wish you could do more of: (A) Service-learning projects						26.3%
17. In how many after school service-learning projects did you participate this year? (A) 0, (B) 1, (C) 2, (D) 3, (E) 4, (F) 5+	16.7%	16.7%	33.3%	11.1%	0.0%	22.2%
18. I feel close to this number of adults in the ASP: (A) 0, (B) 1, (C) 2, (D) 3, (E) 4, (F) 5+	5.3%	15.8%	31.6%	10.5%	5.3%	31.6%
19. I feel close to this number of students in the ASP: (A) 0, (B) 1, (C) 2, (D) 3, (E) 4, (F) 5+	5.3%	5.3%	0.0%	0.0%	10.5%	78.9%

Background Information

A. My gender: (A) Female, (B) Male	27.8%	72.2%	0.0%	0.0%	0.0%
B. Number of years I have attended this ASP: (A) 1, (B) 2, (C) 3, (D) 4, (E) 5 or more	21.1%	26.3%	0.0%	15.8%	36.8%
C. Number of days a week I attend this ASP: (A) 1, (B) 2, (C) 3, (D) 4, (E) 5	0.0%	0.0%	0.0%	5.6%	94.4%
D. Why are you going to this ASP? (A) My parents want me to go.	68.4%				
. Why are you going to this ASP? (A) I do not want to go home and be alone.	21.1%				
. Why are you going to this ASP? (A) My friends go here.	68.4%				
. Why are you going to this ASP? (A) There are interesting things to do here.	42.1%				
. Why are you going to this ASP? (A) The school suggested I go.	0.0%				
. Why are you going to this ASP? (A) It is a safe place to be after school.	26.3%				
. Why are you going to this ASP? (A) To get help with my school work.	68.4%				
. Why are you going to this ASP? (A) I attended this after school program last year.	36.8%				
. Why are you going to this ASP? (A) Other or don't know.	26.3%				



SFUSD ASP Grade 4 Student Satisfaction Survey 2010

Miraloma ES Summary Report

Total 28 Respondents

RESPONSE PERCENT					MEAN
Strongly Agree - 4 -	Agree - 3 -	Disagree - 2 -	Strongly Disagree - 1 -	Don't Know	

Questions

Access and Equity

1. The people who work in my after school program care about all the students in the program.	39.3%	53.6%	3.6%	0.0%	3.6%	3.37
2. The students in my after school program treat each other with respect.	3.6%	42.9%	14.3%	3.6%	35.7%	2.72
3. The people in my after school program respect my language and culture.	53.6%	25.0%	0.0%	7.1%	14.3%	3.46
4. I get the help I need to complete my homework in after school.	44.4%	37.0%	14.8%	0.0%	3.7%	3.31
5. My after school program is a positive and safe place for learning.	44.4%	44.4%	11.1%	0.0%	0.0%	3.33
6. I feel safer in my after school program than during the regular school day.	7.4%	14.8%	33.3%	3.7%	40.7%	2.44

Student Achievement

7. The people who work in my after school program make clear what they expect from me.	53.6%	42.9%	3.6%	0.0%	0.0%	3.50
8. The after school activities I participate in are interesting and fun.	67.9%	25.0%	0.0%	3.6%	3.6%	3.63
9. The after school staff uses computers and other technology to help me learn.	14.3%	14.3%	25.0%	14.3%	32.1%	2.42
10. I often see my after school staff at school during the regular school day.	21.4%	53.6%	10.7%	3.6%	10.7%	3.04

Accountability


11. I have somebody at home who cares about me and helps me in my learning.	85.7%	14.3%	0.0%	0.0%	0.0%	3.86
12. The after school staff treats me and all other students with respect.	35.7%	46.4%	10.7%	0.0%	7.1%	3.27
13. I like my after school program and would recommend it to other students.	39.3%	35.7%	0.0%	3.6%	21.4%	3.41
14. The people who work in after school are knowledgeable and well prepared.	42.9%	46.4%	3.6%	0.0%	7.1%	3.42

RESPONSE PERCENT					
-A-	-B-	-C-	-D-	-E-	-F-

15. Favorite activities: (A) Homework	3.6%					
. Favorite activities: (A) Arts activities (music, dance, art, etc.)	50.0%					
. Favorite activities: (A) Reading activities	14.3%					
. Favorite activities: (A) Writing activities	7.1%					
. Favorite activities: (A) Life skills (cooking, bike shop, etc.)	50.0%					
. Favorite activities: (A) Math or science	3.6%					
. Favorite activities: (A) Sports and games	75.0%					
. Favorite activities: (A) Technology (video, photography, etc.)	17.9%					
. Favorite activities: (A) Service-learning projects	7.1%					
16. Activities you wish you could do more of: (A) Homework	0.0%					
. Activities you wish you could do more of: (A) Arts activities (music, dance, art)	39.3%					
. Activities you wish you could do more of: (A) Reading activities	17.9%					
. Activities you wish you could do more of: (A) Writing activities	7.1%					
. Activities you wish you could do more of: (A) Life skills (cooking, bike shop, etc.)	42.9%					
. Activities you wish you could do more of: (A) Math or science	3.6%					
. Activities you wish you could do more of: (A) Sports and games	57.1%					
. Activities you wish you could do more of: (A) Technology (video, photography, etc.)	32.1%					
. Activities you wish you could do more of: (A) Service-learning projects	10.7%					
17. In how many after school service-learning projects did you participate this year? (A) 0, (B) 1, (C) 2, (D) 3, (E) 4, (F) 5+	55.6%	7.4%	14.8%	7.4%	3.7%	11.1%
18. I feel close to this number of adults in the ASP: (A) 0, (B) 1, (C) 2, (D) 3, (E) 4, (F) 5+	7.1%	7.1%	35.7%	7.1%	7.1%	35.7%
19. I feel close to this number of students in the ASP: (A) 0, (B) 1, (C) 2, (D) 3, (E) 4, (F) 5+	7.1%	3.6%	7.1%	7.1%	3.6%	71.4%

Background Information

A. My gender: (A) Female, (B) Male	59.3%	40.7%	0.0%	0.0%	0.0%
B. Number of years I have attended this ASP: (A) 1, (B) 2, (C) 3, (D) 4, (E) 5 or more	50.0%	28.6%	17.9%	0.0%	3.6%
C. Number of days a week I attend this ASP: (A) 1, (B) 2, (C) 3, (D) 4, (E) 5	0.0%	0.0%	0.0%	0.0%	100.0%
D. Why are you going to this ASP? (A) My parents want me to go.	60.7%				
. Why are you going to this ASP? (A) I do not want to go home and be alone.	14.3%				
. Why are you going to this ASP? (A) My friends go here.	46.4%				
. Why are you going to this ASP? (A) There are interesting things to do here.	28.6%				
. Why are you going to this ASP? (A) The school suggested I go.	3.6%				
. Why are you going to this ASP? (A) It is a safe place to be after school.	17.9%				
. Why are you going to this ASP? (A) To get help with my school work.	17.9%				
. Why are you going to this ASP? (A) I attended this after school program last year.	28.6%				
. Why are you going to this ASP? (A) Other or don't know.	21.4%				



SFUSD ASP Grade 4 Student Satisfaction Survey 2010

Mission Ed Ctr ES Summary Report

Total 13 Respondents

RESPONSE PERCENT					MEAN
Strongly Agree - 4 -	Agree - 3 -	Disagree - 2 -	Strongly Disagree - 1 -	Don't Know	

Questions

Access and Equity

1. The people who work in my after school program care about all the students in the program.	84.6%	15.4%	0.0%	0.0%	0.0%	3.85
2. The students in my after school program treat each other with respect.	61.5%	30.8%	0.0%	0.0%	7.7%	3.67
3. The people in my after school program respect my language and culture.	92.3%	0.0%	7.7%	0.0%	0.0%	3.85
4. I get the help I need to complete my homework in after school.	92.3%	7.7%	0.0%	0.0%	0.0%	3.92
5. My after school program is a positive and safe place for learning.	100.0%	0.0%	0.0%	0.0%	0.0%	4.00
6. I feel safer in my after school program than during the regular school day.	69.2%	15.4%	0.0%	0.0%	15.4%	3.82

Student Achievement

7. The people who work in my after school program make clear what they expect from me.	76.9%	23.1%	0.0%	0.0%	0.0%	3.77
8. The after school activities I participate in are interesting and fun.	100.0%	0.0%	0.0%	0.0%	0.0%	4.00
9. The after school staff uses computers and other technology to help me learn.	38.5%	15.4%	15.4%	7.7%	23.1%	3.10
10. I often see my after school staff at school during the regular school day.	84.6%	15.4%	0.0%	0.0%	0.0%	3.85

Accountability

11. I have somebody at home who cares about me and helps me in my learning.	92.3%	7.7%	0.0%	0.0%	0.0%	3.92
12. The after school staff treats me and all other students with respect.	100.0%	0.0%	0.0%	0.0%	0.0%	4.00
13. I like my after school program and would recommend it to other students.	92.3%	7.7%	0.0%	0.0%	0.0%	3.92
14. The people who work in after school are knowledgeable and well prepared.	84.6%	15.4%	0.0%	0.0%	0.0%	3.85

RESPONSE PERCENT

	-A-	-B-	-C-	-D-	-E-	-F-
15. Favorite activities: (A) Homework	23.1%					
. Favorite activities: (A) Arts activities (music, dance, art, etc.)	76.9%					
. Favorite activities: (A) Reading activities	7.7%					
. Favorite activities: (A) Writing activities	15.4%					
. Favorite activities: (A) Life skills (cooking, bike shop, etc.)	38.5%					
. Favorite activities: (A) Math or science	15.4%					
. Favorite activities: (A) Sports and games	92.3%					
. Favorite activities: (A) Technology (video, photography, etc.)	0.0%					
. Favorite activities: (A) Service-learning projects	53.8%					
16. Activities you wish you could do more of: (A) Homework	38.5%					
. Activities you wish you could do more of: (A) Arts activities (music, dance, art)	84.6%					
. Activities you wish you could do more of: (A) Reading activities	84.6%					
. Activities you wish you could do more of: (A) Writing activities	76.9%					
. Activities you wish you could do more of: (A) Life skills (cooking, bike shop, etc.)	69.2%					
. Activities you wish you could do more of: (A) Math or science	84.6%					
. Activities you wish you could do more of: (A) Sports and games	84.6%					
. Activities you wish you could do more of: (A) Technology (video, photography, etc.)	76.9%					
. Activities you wish you could do more of: (A) Service-learning projects	84.6%					
17. In how many after school service-learning projects did you participate this year? (A) 0, (B) 1, (C) 2, (D) 3, (E) 4, (F) 5+	0.0%	100.0%	0.0%	0.0%	0.0%	
18. I feel close to this number of adults in the ASP: (A) 0, (B) 1, (C) 2, (D) 3, (E) 4, (F) 5+	0.0%	0.0%	23.1%	7.7%	15.4%	53.8%
19. I feel close to this number of students in the ASP: (A) 0, (B) 1, (C) 2, (D) 3, (E) 4, (F) 5+	0.0%	7.7%	0.0%	7.7%	23.1%	61.5%

Background Information

A. My gender: (A) Female, (B) Male	61.5%	38.5%	0.0%	0.0%	0.0%
B. Number of years I have attended this ASP: (A) 1, (B) 2, (C) 3, (D) 4, (E) 5 or more	61.5%	38.5%	0.0%	0.0%	0.0%
C. Number of days a week I attend this ASP: (A) 1, (B) 2, (C) 3, (D) 4, (E) 5	0.0%	0.0%	0.0%	0.0%	100.0%
D. Why are you going to this ASP? (A) My parents want me to go.	76.9%				
. Why are you going to this ASP? (A) I do not want to go home and be alone.	61.5%				
. Why are you going to this ASP? (A) My friends go here.	53.8%				
. Why are you going to this ASP? (A) There are interesting things to do here.	92.3%				
. Why are you going to this ASP? (A) The school suggested I go.	15.4%				
. Why are you going to this ASP? (A) It is a safe place to be after school.	92.3%				
. Why are you going to this ASP? (A) To get help with my school work.	100.0%				
. Why are you going to this ASP? (A) I attended this after school program last year.	38.5%				
. Why are you going to this ASP? (A) Other or don't know.	0.0%				



SFUSD ASP Grade 4 Student Satisfaction Survey 2010

Monroe ES Summary Report

Total 35 Respondents

RESPONSE PERCENT						MEAN
Strongly Agree - 4 -	Agree - 3 -	Disagree - 2 -	Strongly Disagree - 1 -	Don't Know		

Questions

Access and Equity

1. The people who work in my after school program care about all the students in the program.	35.3%	44.1%	8.8%	5.9%	5.9%	3.16
2. The students in my after school program treat each other with respect.	12.1%	24.2%	48.5%	6.1%	9.1%	2.47
3. The people in my after school program respect my language and culture.	20.6%	50.0%	14.7%	2.9%	11.8%	3.00
4. I get the help I need to complete my homework in after school.	33.3%	45.5%	9.1%	6.1%	6.1%	3.13
5. My after school program is a positive and safe place for learning.	31.3%	56.3%	6.3%	0.0%	6.3%	3.27
6. I feel safer in my after school program than during the regular school day.	6.9%	37.9%	17.2%	13.8%	24.1%	2.50

Student Achievement

7. The people who work in my after school program make clear what they expect from me.	15.2%	45.5%	15.2%	6.1%	18.2%	2.85
8. The after school activities I participate in are interesting and fun.	32.4%	32.4%	2.9%	11.8%	20.6%	3.07
9. The after school staff uses computers and other technology to help me learn.	12.1%	6.1%	30.3%	30.3%	21.2%	2.00
10. I often see my after school staff at school during the regular school day.	12.1%	39.4%	12.1%	15.2%	21.2%	2.62

Accountability

11. I have somebody at home who cares about me and helps me in my learning.	50.0%	20.6%	11.8%	11.8%	5.9%	3.16
12. The after school staff treats me and all other students with respect.	27.3%	33.3%	12.1%	15.2%	12.1%	2.83
13. I like my after school program and would recommend it to other students.	20.6%	50.0%	5.9%	11.8%	11.8%	2.90
14. The people who work in after school are knowledgeable and well prepared.	9.7%	51.6%	6.5%	6.5%	25.8%	2.87

RESPONSE PERCENT					
-A-	-B-	-C-	-D-	-E-	-F-

15. Favorite activities: (A) Homework	11.4%					
. Favorite activities: (A) Arts activities (music, dance, art, etc.)	42.9%					
. Favorite activities: (A) Reading activities	5.7%					
. Favorite activities: (A) Writing activities	0.0%					
. Favorite activities: (A) Life skills (cooking, bike shop, etc.)	31.4%					
. Favorite activities: (A) Math or science	14.3%					
. Favorite activities: (A) Sports and games	74.3%					
. Favorite activities: (A) Technology (video, photography, etc.)	25.7%					
. Favorite activities: (A) Service-learning projects	11.4%					
16. Activities you wish you could do more of: (A) Homework	5.7%					
. Activities you wish you could do more of: (A) Arts activities (music, dance, art)	37.1%					
. Activities you wish you could do more of: (A) Reading activities	11.4%					
. Activities you wish you could do more of: (A) Writing activities	17.1%					
. Activities you wish you could do more of: (A) Life skills (cooking, bike shop, etc.)	28.6%					
. Activities you wish you could do more of: (A) Math or science	2.9%					
. Activities you wish you could do more of: (A) Sports and games	54.3%					
. Activities you wish you could do more of: (A) Technology (video, photography, etc.)	25.7%					
. Activities you wish you could do more of: (A) Service-learning projects	17.1%					
17. In how many after school service-learning projects did you participate this year? (A) 0, (B) 1, (C) 2, (D) 3, (E) 4, (F) 5+	13.8%	44.8%	17.2%	3.4%	3.4%	17.2%
18. I feel close to this number of adults in the ASP: (A) 0, (B) 1, (C) 2, (D) 3, (E) 4, (F) 5+	6.1%	24.2%	12.1%	6.1%	9.1%	42.4%
19. I feel close to this number of students in the ASP: (A) 0, (B) 1, (C) 2, (D) 3, (E) 4, (F) 5+	5.9%	5.9%	2.9%	11.8%	5.9%	67.6%

Background Information

A. My gender: (A) Female, (B) Male	51.5%	48.5%	0.0%	0.0%	0.0%
B. Number of years I have attended this ASP: (A) 1, (B) 2, (C) 3, (D) 4, (E) 5 or more	18.8%	18.8%	40.6%	15.6%	6.3%
C. Number of days a week I attend this ASP: (A) 1, (B) 2, (C) 3, (D) 4, (E) 5	0.0%	0.0%	3.6%	0.0%	96.4%
D. Why are you going to this ASP? (A) My parents want me to go.	40.0%				
. Why are you going to this ASP? (A) I do not want to go home and be alone.	0.0%				
. Why are you going to this ASP? (A) My friends go here.	17.1%				
. Why are you going to this ASP? (A) There are interesting things to do here.	28.6%				
. Why are you going to this ASP? (A) The school suggested I go.	0.0%				
. Why are you going to this ASP? (A) It is a safe place to be after school.	20.0%				
. Why are you going to this ASP? (A) To get help with my school work.	34.3%				
. Why are you going to this ASP? (A) I attended this after school program last year.	20.0%				
. Why are you going to this ASP? (A) Other or don't know.	14.3%				



SFUSD ASP Grade 4 Student Satisfaction Survey 2010

Muir ES Summary Report

Total 9 Respondents

RESPONSE PERCENT

Strongly Agree	Agree	Disagree	Strongly Disagree	Don't Know	MEAN
- 4 -	- 3 -	- 2 -	- 1 -		

Questions

Access and Equity

1. The people who work in my after school program care about all the students in the program.	77.8%	11.1%	0.0%	0.0%	11.1%	3.88
2. The students in my after school program treat each other with respect.	11.1%	66.7%	0.0%	11.1%	11.1%	2.88
3. The people in my after school program respect my language and culture.	66.7%	11.1%	11.1%	0.0%	11.1%	3.63
4. I get the help I need to complete my homework in after school.	33.3%	33.3%	11.1%	11.1%	11.1%	3.00
5. My after school program is a positive and safe place for learning.	75.0%	12.5%	0.0%	0.0%	12.5%	3.86
6. I feel safer in my after school program than during the regular school day.	22.2%	44.4%	0.0%	22.2%	11.1%	2.75

Student Achievement

7. The people who work in my after school program make clear what they expect from me.	50.0%	12.5%	12.5%	0.0%	25.0%	3.50
8. The after school activities I participate in are interesting and fun.	37.5%	37.5%	0.0%	0.0%	25.0%	3.50
9. The after school staff uses computers and other technology to help me learn.	25.0%	0.0%	12.5%	12.5%	50.0%	2.75
10. I often see my after school staff at school during the regular school day.	42.9%	14.3%	0.0%	14.3%	28.6%	3.20

Accountability

11. I have somebody at home who cares about me and helps me in my learning.	75.0%	12.5%	0.0%	0.0%	12.5%	3.86
12. The after school staff treats me and all other students with respect.	44.4%	33.3%	11.1%	0.0%	11.1%	3.38
13. I like my after school program and would recommend it to other students.	33.3%	22.2%	11.1%	0.0%	33.3%	3.33
14. The people who work in after school are knowledgeable and well prepared.	44.4%	11.1%	11.1%	11.1%	22.2%	3.14

RESPONSE PERCENT

-A-	-B-	-C-	-D-	-E-	-F-
-----	-----	-----	-----	-----	-----

15. Favorite activities: (A) Homework	33.3%					
. Favorite activities: (A) Arts activities (music, dance, art, etc.)	33.3%					
. Favorite activities: (A) Reading activities	11.1%					
. Favorite activities: (A) Writing activities	33.3%					
. Favorite activities: (A) Life skills (cooking, bike shop, etc.)	11.1%					
. Favorite activities: (A) Math or science	44.4%					
. Favorite activities: (A) Sports and games	77.8%					
. Favorite activities: (A) Technology (video, photography, etc.)	11.1%					
. Favorite activities: (A) Service-learning projects	0.0%					
16. Activities you wish you could do more of: (A) Homework	11.1%					
. Activities you wish you could do more of: (A) Arts activities (music, dance, art)	33.3%					
. Activities you wish you could do more of: (A) Reading activities	0.0%					
. Activities you wish you could do more of: (A) Writing activities	33.3%					
. Activities you wish you could do more of: (A) Life skills (cooking, bike shop, etc.)	11.1%					
. Activities you wish you could do more of: (A) Math or science	33.3%					
. Activities you wish you could do more of: (A) Sports and games	55.6%					
. Activities you wish you could do more of: (A) Technology (video, photography, etc.)	11.1%					
. Activities you wish you could do more of: (A) Service-learning projects	0.0%					
17. In how many after school service-learning projects did you participate this year? (A) 0, (B) 1, (C) 2, (D) 3, (E) 4, (F) 5+	0.0%	42.9%	14.3%	28.6%	14.3%	
18. I feel close to this number of adults in the ASP: (A) 0, (B) 1, (C) 2, (D) 3, (E) 4, (F) 5+	14.3%	0.0%	0.0%	0.0%	0.0%	85.7%
19. I feel close to this number of students in the ASP: (A) 0, (B) 1, (C) 2, (D) 3, (E) 4, (F) 5+	0.0%	0.0%	0.0%	0.0%	28.6%	71.4%

Background Information

A. My gender: (A) Female, (B) Male	33.3%	66.7%	0.0%	0.0%	0.0%
B. Number of years I have attended this ASP: (A) 1, (B) 2, (C) 3, (D) 4, (E) 5 or more	11.1%	33.3%	11.1%	22.2%	22.2%
C. Number of days a week I attend this ASP: (A) 1, (B) 2, (C) 3, (D) 4, (E) 5	0.0%	0.0%	0.0%	0.0%	100.0%
D. Why are you going to this ASP? (A) My parents want me to go.	77.8%				
. Why are you going to this ASP? (A) I do not want to go home and be alone.	11.1%				
. Why are you going to this ASP? (A) My friends go here.	22.2%				
. Why are you going to this ASP? (A) There are interesting things to do here.	11.1%				
. Why are you going to this ASP? (A) The school suggested I go.	0.0%				
. Why are you going to this ASP? (A) It is a safe place to be after school.	22.2%				
. Why are you going to this ASP? (A) To get help with my school work.	11.1%				
. Why are you going to this ASP? (A) I attended this after school program last year.	11.1%				
. Why are you going to this ASP? (A) Other or don't know.	22.2%				



SFUSD ASP Grade 4 Student Satisfaction Survey 2010

New Traditions ES Summary Report

Total 7 Respondents

RESPONSE PERCENT					MEAN
Strongly Agree - 4 -	Agree - 3 -	Disagree - 2 -	Strongly Disagree - 1 -	Don't Know	

Questions

Access and Equity

1. The people who work in my after school program care about all the students in the program.	42.9%	42.9%	0.0%	0.0%	14.3%	3.50
2. The students in my after school program treat each other with respect.	0.0%	33.3%	16.7%	16.7%	33.3%	2.25
3. The people in my after school program respect my language and culture.	16.7%	33.3%	0.0%	0.0%	50.0%	3.33
4. I get the help I need to complete my homework in after school.	50.0%	16.7%	16.7%	16.7%	0.0%	3.00
5. My after school program is a positive and safe place for learning.	50.0%	33.3%	0.0%	0.0%	16.7%	3.60
6. I feel safer in my after school program than during the regular school day.	16.7%	0.0%	0.0%	16.7%	66.7%	2.50

Student Achievement

7. The people who work in my after school program make clear what they expect from me.	66.7%	16.7%	16.7%	0.0%	0.0%	3.50
8. The after school activities I participate in are interesting and fun.	50.0%	16.7%	0.0%	16.7%	16.7%	3.20
9. The after school staff uses computers and other technology to help me learn.	16.7%	50.0%	0.0%	16.7%	16.7%	2.80
10. I often see my after school staff at school during the regular school day.	57.1%	28.6%	0.0%	0.0%	14.3%	3.67

Accountability

11. I have somebody at home who cares about me and helps me in my learning.	71.4%	28.6%	0.0%	0.0%	0.0%	3.71
12. The after school staff treats me and all other students with respect.	71.4%	14.3%	0.0%	0.0%	14.3%	3.83
13. I like my after school program and would recommend it to other students.	57.1%	14.3%	0.0%	0.0%	28.6%	3.80
14. The people who work in after school are knowledgeable and well prepared.	57.1%	28.6%	0.0%	0.0%	14.3%	3.67

RESPONSE PERCENT					
-A-	-B-	-C-	-D-	-E-	-F-

15. Favorite activities: (A) Homework	42.9%					
. Favorite activities: (A) Arts activities (music, dance, art, etc.)	28.6%					
. Favorite activities: (A) Reading activities	14.3%					
. Favorite activities: (A) Writing activities	0.0%					
. Favorite activities: (A) Life skills (cooking, bike shop, etc.)	42.9%					
. Favorite activities: (A) Math or science	14.3%					
. Favorite activities: (A) Sports and games	71.4%					
. Favorite activities: (A) Technology (video, photography, etc.)	28.6%					
. Favorite activities: (A) Service-learning projects	14.3%					
16. Activities you wish you could do more of: (A) Homework	0.0%					
. Activities you wish you could do more of: (A) Arts activities (music, dance, art)	14.3%					
. Activities you wish you could do more of: (A) Reading activities	0.0%					
. Activities you wish you could do more of: (A) Writing activities	14.3%					
. Activities you wish you could do more of: (A) Life skills (cooking, bike shop, etc.)	28.6%					
. Activities you wish you could do more of: (A) Math or science	14.3%					
. Activities you wish you could do more of: (A) Sports and games	28.6%					
. Activities you wish you could do more of: (A) Technology (video, photography, etc.)	57.1%					
. Activities you wish you could do more of: (A) Service-learning projects	0.0%					
17. In how many after school service-learning projects did you participate this year? (A) 0, (B) 1, (C) 2, (D) 3, (E) 4, (F) 5+	28.6%	28.6%	28.6%	14.3%	0.0%	
18. I feel close to this number of adults in the ASP: (A) 0, (B) 1, (C) 2, (D) 3, (E) 4, (F) 5+	0.0%	0.0%	0.0%	33.3%	0.0%	66.7%
19. I feel close to this number of students in the ASP: (A) 0, (B) 1, (C) 2, (D) 3, (E) 4, (F) 5+	0.0%	0.0%	0.0%	14.3%	14.3%	71.4%

Background Information

A. My gender: (A) Female, (B) Male	42.9%	57.1%	0.0%	0.0%	0.0%
B. Number of years I have attended this ASP: (A) 1, (B) 2, (C) 3, (D) 4, (E) 5 or more	42.9%	28.6%	0.0%	0.0%	28.6%
C. Number of days a week I attend this ASP: (A) 1, (B) 2, (C) 3, (D) 4, (E) 5	0.0%	0.0%	16.7%	16.7%	66.7%
D. Why are you going to this ASP? (A) My parents want me to go.	42.9%				
. Why are you going to this ASP? (A) I do not want to go home and be alone.	0.0%				
. Why are you going to this ASP? (A) My friends go here.	42.9%				
. Why are you going to this ASP? (A) There are interesting things to do here.	14.3%				
. Why are you going to this ASP? (A) The school suggested I go.	0.0%				
. Why are you going to this ASP? (A) It is a safe place to be after school.	0.0%				
. Why are you going to this ASP? (A) To get help with my school work.	28.6%				
. Why are you going to this ASP? (A) I attended this after school program last year.	14.3%				
. Why are you going to this ASP? (A) Other or don't know.	28.6%				



SFUSD ASP Grade 4 Student Satisfaction Survey 2010

Ortega ES Summary Report

Total 21 Respondents

RESPONSE PERCENT					MEAN
Strongly Agree - 4 -	Agree - 3 -	Disagree - 2 -	Strongly Disagree - 1 -	Don't Know	

Questions

Access and Equity

1. The people who work in my after school program care about all the students in the program.	42.9%	42.9%	4.8%	4.8%	4.8%	3.30
2. The students in my after school program treat each other with respect.	9.5%	47.6%	14.3%	14.3%	14.3%	2.61
3. The people in my after school program respect my language and culture.	33.3%	28.6%	19.0%	0.0%	19.0%	3.18
4. I get the help I need to complete my homework in after school.	47.6%	38.1%	9.5%	4.8%	0.0%	3.29
5. My after school program is a positive and safe place for learning.	33.3%	47.6%	9.5%	4.8%	4.8%	3.15
6. I feel safer in my after school program than during the regular school day.	4.8%	38.1%	23.8%	19.0%	14.3%	2.33

Student Achievement

7. The people who work in my after school program make clear what they expect from me.	35.0%	40.0%	5.0%	0.0%	20.0%	3.38
8. The after school activities I participate in are interesting and fun.	50.0%	15.0%	15.0%	0.0%	20.0%	3.44
9. The after school staff uses computers and other technology to help me learn.	10.0%	30.0%	25.0%	30.0%	5.0%	2.21
10. I often see my after school staff at school during the regular school day.	0.0%	52.4%	14.3%	19.0%	14.3%	2.39

Accountability

11. I have somebody at home who cares about me and helps me in my learning.	55.0%	25.0%	15.0%	0.0%	5.0%	3.42
12. The after school staff treats me and all other students with respect.	42.9%	33.3%	4.8%	4.8%	14.3%	3.33
13. I like my after school program and would recommend it to other students.	47.6%	33.3%	9.5%	0.0%	9.5%	3.42
14. The people who work in after school are knowledgeable and well prepared.	33.3%	23.8%	19.0%	0.0%	23.8%	3.19

RESPONSE PERCENT					
-A-	-B-	-C-	-D-	-E-	-F-

15. Favorite activities: (A) Homework	0.0%					
. Favorite activities: (A) Arts activities (music, dance, art, etc.)	52.4%					
. Favorite activities: (A) Reading activities	0.0%					
. Favorite activities: (A) Writing activities	0.0%					
. Favorite activities: (A) Life skills (cooking, bike shop, etc.)	28.6%					
. Favorite activities: (A) Math or science	9.5%					
. Favorite activities: (A) Sports and games	95.2%					
. Favorite activities: (A) Technology (video, photography, etc.)	28.6%					
. Favorite activities: (A) Service-learning projects	9.5%					
16. Activities you wish you could do more of: (A) Homework	0.0%					
. Activities you wish you could do more of: (A) Arts activities (music, dance, art)	52.4%					
. Activities you wish you could do more of: (A) Reading activities	0.0%					
. Activities you wish you could do more of: (A) Writing activities	0.0%					
. Activities you wish you could do more of: (A) Life skills (cooking, bike shop, etc.)	28.6%					
. Activities you wish you could do more of: (A) Math or science	19.0%					
. Activities you wish you could do more of: (A) Sports and games	81.0%					
. Activities you wish you could do more of: (A) Technology (video, photography, etc.)	23.8%					
. Activities you wish you could do more of: (A) Service-learning projects	9.5%					
17. In how many after school service-learning projects did you participate this year? (A) 0, (B) 1, (C) 2, (D) 3, (E) 4, (F) 5+	23.8%	4.8%	4.8%	9.5%	9.5%	47.6%
18. I feel close to this number of adults in the ASP: (A) 0, (B) 1, (C) 2, (D) 3, (E) 4, (F) 5+	0.0%	40.0%	15.0%	15.0%	10.0%	20.0%
19. I feel close to this number of students in the ASP: (A) 0, (B) 1, (C) 2, (D) 3, (E) 4, (F) 5+	0.0%	4.8%	4.8%	9.5%	4.8%	76.2%

Background Information

A. My gender: (A) Female, (B) Male	50.0%	50.0%	0.0%	0.0%	0.0%
B. Number of years I have attended this ASP: (A) 1, (B) 2, (C) 3, (D) 4, (E) 5 or more	4.8%	23.8%	14.3%	33.3%	23.8%
C. Number of days a week I attend this ASP: (A) 1, (B) 2, (C) 3, (D) 4, (E) 5	4.8%	0.0%	0.0%	0.0%	95.2%
D. Why are you going to this ASP? (A) My parents want me to go.	47.6%				
. Why are you going to this ASP? (A) I do not want to go home and be alone.	14.3%				
. Why are you going to this ASP? (A) My friends go here.	42.9%				
. Why are you going to this ASP? (A) There are interesting things to do here.	19.0%				
. Why are you going to this ASP? (A) The school suggested I go.	0.0%				
. Why are you going to this ASP? (A) It is a safe place to be after school.	19.0%				
. Why are you going to this ASP? (A) To get help with my school work.	14.3%				
. Why are you going to this ASP? (A) I attended this after school program last year.	14.3%				
. Why are you going to this ASP? (A) Other or don't know.	14.3%				



SFUSD ASP Grade 4 Student Satisfaction Survey 2010

Parker ES Summary Report

Total 8 Respondents

RESPONSE PERCENT					MEAN
Strongly Agree - 4 -	Agree - 3 -	Disagree - 2 -	Strongly Disagree - 1 -	Don't Know	

Questions

Access and Equity

1. The people who work in my after school program care about all the students in the program.	25.0%	37.5%	12.5%	12.5%	12.5%	2.86
2. The students in my after school program treat each other with respect.	0.0%	50.0%	12.5%	37.5%	0.0%	2.13
3. The people in my after school program respect my language and culture.	37.5%	37.5%	12.5%	12.5%	0.0%	3.00
4. I get the help I need to complete my homework in after school.	100.0%	0.0%	0.0%	0.0%	0.0%	4.00
5. My after school program is a positive and safe place for learning.	62.5%	37.5%	0.0%	0.0%	0.0%	3.63
6. I feel safer in my after school program than during the regular school day.	25.0%	25.0%	25.0%	12.5%	12.5%	2.71

Student Achievement

7. The people who work in my after school program make clear what they expect from me.	37.5%	37.5%	12.5%	0.0%	12.5%	3.29
8. The after school activities I participate in are interesting and fun.	25.0%	62.5%	12.5%	0.0%	0.0%	3.13
9. The after school staff uses computers and other technology to help me learn.	25.0%	25.0%	12.5%	25.0%	12.5%	2.57
10. I often see my after school staff at school during the regular school day.	37.5%	37.5%	0.0%	12.5%	12.5%	3.14

Accountability

11. I have somebody at home who cares about me and helps me in my learning.	28.6%	28.6%	14.3%	28.6%	0.0%	2.57
12. The after school staff treats me and all other students with respect.	75.0%	12.5%	12.5%	0.0%	0.0%	3.63
13. I like my after school program and would recommend it to other students.	25.0%	50.0%	12.5%	0.0%	12.5%	3.14
14. The people who work in after school are knowledgeable and well prepared.	12.5%	62.5%	12.5%	0.0%	12.5%	3.00

RESPONSE PERCENT

	-A-	-B-	-C-	-D-	-E-	-F-
15. Favorite activities: (A) Homework						12.5%
. Favorite activities: (A) Arts activities (music, dance, art, etc.)						37.5%
. Favorite activities: (A) Reading activities						12.5%
. Favorite activities: (A) Writing activities						12.5%
. Favorite activities: (A) Life skills (cooking, bike shop, etc.)						50.0%
. Favorite activities: (A) Math or science						37.5%
. Favorite activities: (A) Sports and games						62.5%
. Favorite activities: (A) Technology (video, photography, etc.)						25.0%
. Favorite activities: (A) Service-learning projects						12.5%
16. Activities you wish you could do more of: (A) Homework						12.5%
. Activities you wish you could do more of: (A) Arts activities (music, dance, art)						25.0%
. Activities you wish you could do more of: (A) Reading activities						12.5%
. Activities you wish you could do more of: (A) Writing activities						0.0%
. Activities you wish you could do more of: (A) Life skills (cooking, bike shop, etc.)						50.0%
. Activities you wish you could do more of: (A) Math or science						25.0%
. Activities you wish you could do more of: (A) Sports and games						75.0%
. Activities you wish you could do more of: (A) Technology (video, photography, etc.)						37.5%
. Activities you wish you could do more of: (A) Service-learning projects						12.5%
17. In how many after school service-learning projects did you participate this year? (A) 0, (B) 1, (C) 2, (D) 3, (E) 4, (F) 5+	28.6%	42.9%	14.3%	0.0%	0.0%	14.3%
18. I feel close to this number of adults in the ASP: (A) 0, (B) 1, (C) 2, (D) 3, (E) 4, (F) 5+	0.0%	37.5%	25.0%	0.0%	0.0%	37.5%
19. I feel close to this number of students in the ASP: (A) 0, (B) 1, (C) 2, (D) 3, (E) 4, (F) 5+	0.0%	12.5%	0.0%	25.0%	0.0%	62.5%

Background Information

A. My gender: (A) Female, (B) Male	37.5%	62.5%	0.0%	0.0%	0.0%
B. Number of years I have attended this ASP: (A) 1, (B) 2, (C) 3, (D) 4, (E) 5 or more	25.0%	12.5%	50.0%	0.0%	12.5%
C. Number of days a week I attend this ASP: (A) 1, (B) 2, (C) 3, (D) 4, (E) 5	0.0%	0.0%	0.0%	0.0%	100.0%
D. Why are you going to this ASP? (A) My parents want me to go.	50.0%				
. Why are you going to this ASP? (A) I do not want to go home and be alone.	12.5%				
. Why are you going to this ASP? (A) My friends go here.	25.0%				
. Why are you going to this ASP? (A) There are interesting things to do here.	75.0%				
. Why are you going to this ASP? (A) The school suggested I go.	25.0%				
. Why are you going to this ASP? (A) It is a safe place to be after school.	50.0%				
. Why are you going to this ASP? (A) To get help with my school work.	100.0%				
. Why are you going to this ASP? (A) I attended this after school program last year.	50.0%				
. Why are you going to this ASP? (A) Other or don't know.	12.5%				



SFUSD ASP Grade 4 Student Satisfaction Survey 2010

Parks ES Summary Report

Total 3 Respondents

RESPONSE PERCENT					MEAN
Strongly Agree - 4 -	Agree - 3 -	Disagree - 2 -	Strongly Disagree - 1 -	Don't Know	

Questions

Access and Equity

1. The people who work in my after school program care about all the students in the program.	66.7%	33.3%	0.0%	0.0%	0.0%	3.67
2. The students in my after school program treat each other with respect.	0.0%	33.3%	0.0%	33.3%	33.3%	2.00
3. The people in my after school program respect my language and culture.	66.7%	0.0%	33.3%	0.0%	0.0%	3.33
4. I get the help I need to complete my homework in after school.	100.0%	0.0%	0.0%	0.0%	0.0%	4.00
5. My after school program is a positive and safe place for learning.	100.0%	0.0%	0.0%	0.0%	0.0%	4.00
6. I feel safer in my after school program than during the regular school day.	66.7%	33.3%	0.0%	0.0%	0.0%	3.67

Student Achievement

7. The people who work in my after school program make clear what they expect from me.	66.7%	33.3%	0.0%	0.0%	0.0%	3.67
8. The after school activities I participate in are interesting and fun.	100.0%	0.0%	0.0%	0.0%	0.0%	4.00
9. The after school staff uses computers and other technology to help me learn.	33.3%	33.3%	33.3%	0.0%	0.0%	3.00
10. I often see my after school staff at school during the regular school day.	0.0%	0.0%	66.7%	33.3%	0.0%	1.67

Accountability


11. I have somebody at home who cares about me and helps me in my learning.	100.0%	0.0%	0.0%	0.0%	0.0%	4.00
12. The after school staff treats me and all other students with respect.	66.7%	33.3%	0.0%	0.0%	0.0%	3.67
13. I like my after school program and would recommend it to other students.	33.3%	66.7%	0.0%	0.0%	0.0%	3.33
14. The people who work in after school are knowledgeable and well prepared.	33.3%	33.3%	0.0%	33.3%	0.0%	2.67

RESPONSE PERCENT

	-A-	-B-	-C-	-D-	-E-	-F-
15. Favorite activities: (A) Homework	0.0%					
. Favorite activities: (A) Arts activities (music, dance, art, etc.)	66.7%					
. Favorite activities: (A) Reading activities	33.3%					
. Favorite activities: (A) Writing activities	0.0%					
. Favorite activities: (A) Life skills (cooking, bike shop, etc.)	0.0%					
. Favorite activities: (A) Math or science	0.0%					
. Favorite activities: (A) Sports and games	100.0%					
. Favorite activities: (A) Technology (video, photography, etc.)	33.3%					
. Favorite activities: (A) Service-learning projects	0.0%					
16. Activities you wish you could do more of: (A) Homework	0.0%					
. Activities you wish you could do more of: (A) Arts activities (music, dance, art)	66.7%					
. Activities you wish you could do more of: (A) Reading activities	0.0%					
. Activities you wish you could do more of: (A) Writing activities	66.7%					
. Activities you wish you could do more of: (A) Life skills (cooking, bike shop, etc.)	0.0%					
. Activities you wish you could do more of: (A) Math or science	33.3%					
. Activities you wish you could do more of: (A) Sports and games	66.7%					
. Activities you wish you could do more of: (A) Technology (video, photography, etc.)	33.3%					
. Activities you wish you could do more of: (A) Service-learning projects	0.0%					
17. In how many after school service-learning projects did you participate this year? (A) 0, (B) 1, (C) 2, (D) 3, (E) 4, (F) 5+	0.0%	50.0%	0.0%	0.0%	0.0%	50.0%
18. I feel close to this number of adults in the ASP: (A) 0, (B) 1, (C) 2, (D) 3, (E) 4, (F) 5+	0.0%	0.0%	0.0%	0.0%	66.7%	33.3%
19. I feel close to this number of students in the ASP: (A) 0, (B) 1, (C) 2, (D) 3, (E) 4, (F) 5+	0.0%	50.0%	0.0%	0.0%	0.0%	50.0%

Background Information

A. My gender: (A) Female, (B) Male	66.7%	33.3%	0.0%	0.0%	0.0%
B. Number of years I have attended this ASP: (A) 1, (B) 2, (C) 3, (D) 4, (E) 5 or more	100.0%	0.0%	0.0%	0.0%	0.0%
C. Number of days a week I attend this ASP: (A) 1, (B) 2, (C) 3, (D) 4, (E) 5	0.0%	0.0%	0.0%	50.0%	50.0%
D. Why are you going to this ASP? (A) My parents want me to go.	66.7%				
. Why are you going to this ASP? (A) I do not want to go home and be alone.	33.3%				
. Why are you going to this ASP? (A) My friends go here.	33.3%				
. Why are you going to this ASP? (A) There are interesting things to do here.	33.3%				
. Why are you going to this ASP? (A) The school suggested I go.	0.0%				
. Why are you going to this ASP? (A) It is a safe place to be after school.	33.3%				
. Why are you going to this ASP? (A) To get help with my school work.	66.7%				
. Why are you going to this ASP? (A) I attended this after school program last year.	0.0%				
. Why are you going to this ASP? (A) Other or don't know.	0.0%				



SFUSD ASP Grade 4 Student Satisfaction Survey 2010

Peabody ES Summary Report

Total 20 Respondents

RESPONSE PERCENT

Strongly Agree	Agree	Disagree	Strongly Disagree	Don't Know	MEAN
- 4 -	- 3 -	- 2 -	- 1 -		

Questions

Access and Equity

1. The people who work in my after school program care about all the students in the program.	65.0%	35.0%	0.0%	0.0%	0.0%	3.65
2. The students in my after school program treat each other with respect.	20.0%	60.0%	0.0%	5.0%	15.0%	3.12
3. The people in my after school program respect my language and culture.	30.0%	50.0%	10.0%	0.0%	10.0%	3.22
4. I get the help I need to complete my homework in after school.	60.0%	40.0%	0.0%	0.0%	0.0%	3.60
5. My after school program is a positive and safe place for learning.	25.0%	70.0%	0.0%	0.0%	5.0%	3.26
6. I feel safer in my after school program than during the regular school day.	36.8%	31.6%	15.8%	0.0%	15.8%	3.25

Student Achievement

7. The people who work in my after school program make clear what they expect from me.	20.0%	55.0%	5.0%	0.0%	20.0%	3.19
8. The after school activities I participate in are interesting and fun.	47.4%	42.1%	0.0%	0.0%	10.5%	3.53
9. The after school staff uses computers and other technology to help me learn.	10.0%	30.0%	40.0%	10.0%	10.0%	2.44
10. I often see my after school staff at school during the regular school day.	15.0%	45.0%	25.0%	5.0%	10.0%	2.78

Accountability


11. I have somebody at home who cares about me and helps me in my learning.	40.0%	50.0%	5.0%	0.0%	5.0%	3.37
12. The after school staff treats me and all other students with respect.	50.0%	35.0%	5.0%	0.0%	10.0%	3.50
13. I like my after school program and would recommend it to other students.	15.0%	50.0%	0.0%	0.0%	35.0%	3.23
14. The people who work in after school are knowledgeable and well prepared.	36.8%	36.8%	0.0%	0.0%	26.3%	3.50

RESPONSE PERCENT

	-A-	-B-	-C-	-D-	-E-	-F-
15. Favorite activities: (A) Homework						
. Favorite activities: (A) Arts activities (music, dance, art, etc.)	10.0%					
. Favorite activities: (A) Reading activities	60.0%					
. Favorite activities: (A) Writing activities	0.0%					
. Favorite activities: (A) Life skills (cooking, bike shop, etc.)	0.0%					
. Favorite activities: (A) Math or science	30.0%					
. Favorite activities: (A) Sports and games	30.0%					
. Favorite activities: (A) Technology (video, photography, etc.)	70.0%					
. Favorite activities: (A) Service-learning projects	20.0%					
. Favorite activities: (A) Service-learning projects	0.0%					
16. Activities you wish you could do more of: (A) Homework	0.0%					
. Activities you wish you could do more of: (A) Arts activities (music, dance, art)	10.0%					
. Activities you wish you could do more of: (A) Reading activities	50.0%					
. Activities you wish you could do more of: (A) Writing activities	0.0%					
. Activities you wish you could do more of: (A) Life skills (cooking, bike shop, etc.)	0.0%					
. Activities you wish you could do more of: (A) Math or science	35.0%					
. Activities you wish you could do more of: (A) Sports and games	15.0%					
. Activities you wish you could do more of: (A) Technology (video, photography, etc.)	50.0%					
. Activities you wish you could do more of: (A) Service-learning projects	25.0%					
. Activities you wish you could do more of: (A) Service-learning projects	5.0%					
17. In how many after school service-learning projects did you participate this year? (A) 0, (B) 1, (C) 2, (D) 3, (E) 4, (F) 5+	15.8%	10.5%	10.5%	26.3%	10.5%	26.3%
18. I feel close to this number of adults in the ASP: (A) 0, (B) 1, (C) 2, (D) 3, (E) 4, (F) 5+	0.0%	0.0%	5.0%	15.0%	20.0%	60.0%
19. I feel close to this number of students in the ASP: (A) 0, (B) 1, (C) 2, (D) 3, (E) 4, (F) 5+	0.0%	0.0%	15.0%	10.0%	10.0%	65.0%

Background Information

A. My gender: (A) Female, (B) Male	63.2%	36.8%	0.0%	0.0%	0.0%
B. Number of years I have attended this ASP: (A) 1, (B) 2, (C) 3, (D) 4, (E) 5 or more	10.0%	20.0%	15.0%	30.0%	25.0%
C. Number of days a week I attend this ASP: (A) 1, (B) 2, (C) 3, (D) 4, (E) 5	0.0%	0.0%	0.0%	15.0%	85.0%
D. Why are you going to this ASP? (A) My parents want me to go.	45.0%				
. Why are you going to this ASP? (A) I do not want to go home and be alone.	20.0%				
. Why are you going to this ASP? (A) My friends go here.	5.0%				
. Why are you going to this ASP? (A) There are interesting things to do here.	15.0%				
. Why are you going to this ASP? (A) The school suggested I go.	5.0%				
. Why are you going to this ASP? (A) It is a safe place to be after school.	35.0%				
. Why are you going to this ASP? (A) To get help with my school work.	30.0%				
. Why are you going to this ASP? (A) I attended this after school program last year.	15.0%				
. Why are you going to this ASP? (A) Other or don't know.	25.0%				



SFUSD ASP Grade 4 Student Satisfaction Survey 2010

S.F. Community ES Summary Report

Total 11 Respondents

RESPONSE PERCENT					MEAN
Strongly Agree - 4 -	Agree - 3 -	Disagree - 2 -	Strongly Disagree - 1 -	Don't Know	

Questions

Access and Equity

1. The people who work in my after school program care about all the students in the program.	45.5%	18.2%	0.0%	0.0%	36.4%	3.71
2. The students in my after school program treat each other with respect.	27.3%	18.2%	27.3%	9.1%	18.2%	2.78
3. The people in my after school program respect my language and culture.	63.6%	18.2%	0.0%	0.0%	18.2%	3.78
4. I get the help I need to complete my homework in after school.	72.7%	27.3%	0.0%	0.0%	0.0%	3.73
5. My after school program is a positive and safe place for learning.	54.5%	9.1%	18.2%	0.0%	18.2%	3.44
6. I feel safer in my after school program than during the regular school day.	45.5%	18.2%	18.2%	18.2%	0.0%	2.91

Student Achievement

7. The people who work in my after school program make clear what they expect from me.	50.0%	20.0%	20.0%	0.0%	10.0%	3.33
8. The after school activities I participate in are interesting and fun.	45.5%	18.2%	0.0%	0.0%	36.4%	3.71
9. The after school staff uses computers and other technology to help me learn.	0.0%	0.0%	30.0%	70.0%	0.0%	1.30
10. I often see my after school staff at school during the regular school day.	45.5%	36.4%	18.2%	0.0%	0.0%	3.27

Accountability

11. I have somebody at home who cares about me and helps me in my learning.	81.8%	9.1%	9.1%	0.0%	0.0%	3.73
12. The after school staff treats me and all other students with respect.	45.5%	18.2%	27.3%	0.0%	9.1%	3.20
13. I like my after school program and would recommend it to other students.	45.5%	9.1%	18.2%	0.0%	27.3%	3.38
14. The people who work in after school are knowledgeable and well prepared.	45.5%	18.2%	0.0%	0.0%	36.4%	3.71

RESPONSE PERCENT

	-A-	-B-	-C-	-D-	-E-	-F-
15. Favorite activities: (A) Homework	9.1%					
. Favorite activities: (A) Arts activities (music, dance, art, etc.)	72.7%					
. Favorite activities: (A) Reading activities	0.0%					
. Favorite activities: (A) Writing activities	9.1%					
. Favorite activities: (A) Life skills (cooking, bike shop, etc.)	90.9%					
. Favorite activities: (A) Math or science	18.2%					
. Favorite activities: (A) Sports and games	81.8%					
. Favorite activities: (A) Technology (video, photography, etc.)	27.3%					
. Favorite activities: (A) Service-learning projects	0.0%					
16. Activities you wish you could do more of: (A) Homework	9.1%					
. Activities you wish you could do more of: (A) Arts activities (music, dance, art)	54.5%					
. Activities you wish you could do more of: (A) Reading activities	9.1%					
. Activities you wish you could do more of: (A) Writing activities	9.1%					
. Activities you wish you could do more of: (A) Life skills (cooking, bike shop, etc.)	36.4%					
. Activities you wish you could do more of: (A) Math or science	9.1%					
. Activities you wish you could do more of: (A) Sports and games	36.4%					
. Activities you wish you could do more of: (A) Technology (video, photography, etc.)	54.5%					
. Activities you wish you could do more of: (A) Service-learning projects	0.0%					
17. In how many after school service-learning projects did you participate this year? (A) 0, (B) 1, (C) 2, (D) 3, (E) 4, (F) 5+	18.2%	9.1%	45.5%	0.0%	9.1%	18.2%
18. I feel close to this number of adults in the ASP: (A) 0, (B) 1, (C) 2, (D) 3, (E) 4, (F) 5+	0.0%	9.1%	18.2%	0.0%	9.1%	63.6%
19. I feel close to this number of students in the ASP: (A) 0, (B) 1, (C) 2, (D) 3, (E) 4, (F) 5+	0.0%	0.0%	9.1%	9.1%	9.1%	72.7%

Background Information

A. My gender: (A) Female, (B) Male	36.4%	63.6%	0.0%	0.0%	0.0%
B. Number of years I have attended this ASP: (A) 1, (B) 2, (C) 3, (D) 4, (E) 5 or more	0.0%	0.0%	18.2%	18.2%	63.6%
C. Number of days a week I attend this ASP: (A) 1, (B) 2, (C) 3, (D) 4, (E) 5	0.0%	0.0%	0.0%	36.4%	63.6%
D. Why are you going to this ASP? (A) My parents want me to go.	36.4%				
. Why are you going to this ASP? (A) I do not want to go home and be alone.	18.2%				
. Why are you going to this ASP? (A) My friends go here.	9.1%				
. Why are you going to this ASP? (A) There are interesting things to do here.	9.1%				
. Why are you going to this ASP? (A) The school suggested I go.	0.0%				
. Why are you going to this ASP? (A) It is a safe place to be after school.	27.3%				
. Why are you going to this ASP? (A) To get help with my school work.	27.3%				
. Why are you going to this ASP? (A) I attended this after school program last year.	9.1%				
. Why are you going to this ASP? (A) Other or don't know.	27.3%				



SFUSD ASP Grade 4 Student Satisfaction Survey 2010

Sanchez ES Summary Report

Total 15 Respondents

RESPONSE PERCENT					
Strongly Agree	Agree	Disagree	Strongly Disagree	Don't Know	
- 4 -	- 3 -	- 2 -	- 1 -		

Questions

Access and Equity

1. The people who work in my after school program care about all the students in the program.	60.0%	20.0%	0.0%	0.0%	20.0%	3.75
2. The students in my after school program treat each other with respect.	21.4%	42.9%	7.1%	7.1%	21.4%	3.00
3. The people in my after school program respect my language and culture.	46.7%	26.7%	0.0%	6.7%	20.0%	3.42
4. I get the help I need to complete my homework in after school.	60.0%	40.0%	0.0%	0.0%	0.0%	3.60
5. My after school program is a positive and safe place for learning.	66.7%	20.0%	6.7%	0.0%	6.7%	3.64
6. I feel safer in my after school program than during the regular school day.	40.0%	20.0%	6.7%	0.0%	33.3%	3.50

Student Achievement

7. The people who work in my after school program make clear what they expect from me.	73.3%	13.3%	0.0%	0.0%	13.3%	3.85
8. The after school activities I participate in are interesting and fun.	53.3%	26.7%	0.0%	0.0%	20.0%	3.67
9. The after school staff uses computers and other technology to help me learn.	26.7%	20.0%	33.3%	6.7%	13.3%	2.77
10. I often see my after school staff at school during the regular school day.	6.7%	33.3%	33.3%	13.3%	13.3%	2.38

Accountability

11. I have somebody at home who cares about me and helps me in my learning.	71.4%	21.4%	0.0%	7.1%	0.0%	3.57
12. The after school staff treats me and all other students with respect.	60.0%	33.3%	0.0%	0.0%	6.7%	3.64
13. I like my after school program and would recommend it to other students.	46.7%	33.3%	0.0%	0.0%	20.0%	3.58
14. The people who work in after school are knowledgeable and well prepared.	64.3%	14.3%	7.1%	0.0%	14.3%	3.67

RESPONSE PERCENT					
-A-	-B-	-C-	-D-	-E-	-F-

15. Favorite activities: (A) Homework	40.0%					
. Favorite activities: (A) Arts activities (music, dance, art, etc.)	40.0%					
. Favorite activities: (A) Reading activities	13.3%					
. Favorite activities: (A) Writing activities	6.7%					
. Favorite activities: (A) Life skills (cooking, bike shop, etc.)	6.7%					
. Favorite activities: (A) Math or science	6.7%					
. Favorite activities: (A) Sports and games	53.3%					
. Favorite activities: (A) Technology (video, photography, etc.)	26.7%					
. Favorite activities: (A) Service-learning projects	13.3%					
16. Activities you wish you could do more of: (A) Homework	20.0%					
. Activities you wish you could do more of: (A) Arts activities (music, dance, art)	40.0%					
. Activities you wish you could do more of: (A) Reading activities	6.7%					
. Activities you wish you could do more of: (A) Writing activities	6.7%					
. Activities you wish you could do more of: (A) Life skills (cooking, bike shop, etc.)	13.3%					
. Activities you wish you could do more of: (A) Math or science	6.7%					
. Activities you wish you could do more of: (A) Sports and games	66.7%					
. Activities you wish you could do more of: (A) Technology (video, photography, etc.)	26.7%					
. Activities you wish you could do more of: (A) Service-learning projects	6.7%					
17. In how many after school service-learning projects did you participate this year? (A) 0, (B) 1, (C) 2, (D) 3, (E) 4, (F) 5+	7.7%	46.2%	15.4%	15.4%	0.0%	15.4%
18. I feel close to this number of adults in the ASP: (A) 0, (B) 1, (C) 2, (D) 3, (E) 4, (F) 5+	7.7%	23.1%	7.7%	15.4%	23.1%	23.1%
19. I feel close to this number of students in the ASP: (A) 0, (B) 1, (C) 2, (D) 3, (E) 4, (F) 5+	20.0%	6.7%	6.7%	13.3%	0.0%	53.3%

Background Information

A. My gender: (A) Female, (B) Male	50.0%	50.0%	0.0%	0.0%	0.0%
B. Number of years I have attended this ASP: (A) 1, (B) 2, (C) 3, (D) 4, (E) 5 or more	28.6%	14.3%	14.3%	7.1%	35.7%
C. Number of days a week I attend this ASP: (A) 1, (B) 2, (C) 3, (D) 4, (E) 5	15.4%	0.0%	0.0%	0.0%	84.6%
D. Why are you going to this ASP? (A) My parents want me to go.	53.3%				
. Why are you going to this ASP? (A) I do not want to go home and be alone.	0.0%				
. Why are you going to this ASP? (A) My friends go here.	26.7%				
. Why are you going to this ASP? (A) There are interesting things to do here.	26.7%				
. Why are you going to this ASP? (A) The school suggested I go.	20.0%				
. Why are you going to this ASP? (A) It is a safe place to be after school.	26.7%				
. Why are you going to this ASP? (A) To get help with my school work.	40.0%				
. Why are you going to this ASP? (A) I attended this after school program last year.	6.7%				
. Why are you going to this ASP? (A) Other or don't know.	20.0%				



SFUSD ASP Grade 4 Student Satisfaction Survey 2010

Serra ES Summary Report

Total 13 Respondents

RESPONSE PERCENT					MEAN
Strongly Agree - 4 -	Agree - 3 -	Disagree - 2 -	Strongly Disagree - 1 -	Don't Know	

Questions

Access and Equity

1. The people who work in my after school program care about all the students in the program.	100.0%	0.0%	0.0%	0.0%	0.0%	4.00
2. The students in my after school program treat each other with respect.	76.9%	23.1%	0.0%	0.0%	0.0%	3.77
3. The people in my after school program respect my language and culture.	100.0%	0.0%	0.0%	0.0%	0.0%	4.00
4. I get the help I need to complete my homework in after school.	92.3%	7.7%	0.0%	0.0%	0.0%	3.92
5. My after school program is a positive and safe place for learning.	100.0%	0.0%	0.0%	0.0%	0.0%	4.00
6. I feel safer in my after school program than during the regular school day.	100.0%	0.0%	0.0%	0.0%	0.0%	4.00

Student Achievement

7. The people who work in my after school program make clear what they expect from me.	100.0%	0.0%	0.0%	0.0%	0.0%	4.00
8. The after school activities I participate in are interesting and fun.	100.0%	0.0%	0.0%	0.0%	0.0%	4.00
9. The after school staff uses computers and other technology to help me learn.	100.0%	0.0%	0.0%	0.0%	0.0%	4.00
10. I often see my after school staff at school during the regular school day.	100.0%	0.0%	0.0%	0.0%	0.0%	4.00

Accountability

11. I have somebody at home who cares about me and helps me in my learning.	100.0%	0.0%	0.0%	0.0%	0.0%	4.00
12. The after school staff treats me and all other students with respect.	100.0%	0.0%	0.0%	0.0%	0.0%	4.00
13. I like my after school program and would recommend it to other students.	100.0%	0.0%	0.0%	0.0%	0.0%	4.00
14. The people who work in after school are knowledgeable and well prepared.	100.0%	0.0%	0.0%	0.0%	0.0%	4.00

RESPONSE PERCENT					
-A-	-B-	-C-	-D-	-E-	-F-

15. Favorite activities: (A) Homework	7.7%					
. Favorite activities: (A) Arts activities (music, dance, art, etc.)	61.5%					
. Favorite activities: (A) Reading activities	0.0%					
. Favorite activities: (A) Writing activities	15.4%					
. Favorite activities: (A) Life skills (cooking, bike shop, etc.)	30.8%					
. Favorite activities: (A) Math or science	7.7%					
. Favorite activities: (A) Sports and games	61.5%					
. Favorite activities: (A) Technology (video, photography, etc.)	30.8%					
. Favorite activities: (A) Service-learning projects	15.4%					
16. Activities you wish you could do more of: (A) Homework	0.0%					
. Activities you wish you could do more of: (A) Arts activities (music, dance, art)	15.4%					
. Activities you wish you could do more of: (A) Reading activities	0.0%					
. Activities you wish you could do more of: (A) Writing activities	0.0%					
. Activities you wish you could do more of: (A) Life skills (cooking, bike shop, etc.)	15.4%					
. Activities you wish you could do more of: (A) Math or science	15.4%					
. Activities you wish you could do more of: (A) Sports and games	46.2%					
. Activities you wish you could do more of: (A) Technology (video, photography, etc.)	7.7%					
. Activities you wish you could do more of: (A) Service-learning projects	0.0%					
17. In how many after school service-learning projects did you participate this year? (A) 0, (B) 1, (C) 2, (D) 3, (E) 4, (F) 5+	0.0%	0.0%	0.0%	0.0%	0.0%	100.0%
18. I feel close to this number of adults in the ASP: (A) 0, (B) 1, (C) 2, (D) 3, (E) 4, (F) 5+	0.0%	0.0%	0.0%	0.0%	0.0%	100.0%
19. I feel close to this number of students in the ASP: (A) 0, (B) 1, (C) 2, (D) 3, (E) 4, (F) 5+	0.0%	0.0%	0.0%	0.0%	0.0%	100.0%

Background Information

A. My gender: (A) Female, (B) Male	23.1%	76.9%	0.0%	0.0%	0.0%
B. Number of years I have attended this ASP: (A) 1, (B) 2, (C) 3, (D) 4, (E) 5 or more	7.7%	15.4%	23.1%	38.5%	15.4%
C. Number of days a week I attend this ASP: (A) 1, (B) 2, (C) 3, (D) 4, (E) 5	0.0%	0.0%	0.0%	0.0%	100.0%
D. Why are you going to this ASP? (A) My parents want me to go.	23.1%				
. Why are you going to this ASP? (A) I do not want to go home and be alone.	0.0%				
. Why are you going to this ASP? (A) My friends go here.	46.2%				
. Why are you going to this ASP? (A) There are interesting things to do here.	46.2%				
. Why are you going to this ASP? (A) The school suggested I go.	7.7%				
. Why are you going to this ASP? (A) It is a safe place to be after school.	0.0%				
. Why are you going to this ASP? (A) To get help with my school work.	23.1%				
. Why are you going to this ASP? (A) I attended this after school program last year.	23.1%				
. Why are you going to this ASP? (A) Other or don't know.	0.0%				



SFUSD ASP Grade 4 Student Satisfaction Survey 2010

Sheridan ES Summary Report

Total 16 Respondents

RESPONSE PERCENT					MEAN
Strongly Agree - 4 -	Agree - 3 -	Disagree - 2 -	Strongly Disagree - 1 -	Don't Know	

Questions

Access and Equity

1. The people who work in my after school program care about all the students in the program.	60.0%	20.0%	6.7%	6.7%	6.7%	3.43
2. The students in my after school program treat each other with respect.	25.0%	37.5%	25.0%	0.0%	12.5%	3.00
3. The people in my after school program respect my language and culture.	43.8%	37.5%	6.3%	0.0%	12.5%	3.43
4. I get the help I need to complete my homework in after school.	50.0%	18.8%	12.5%	6.3%	12.5%	3.29
5. My after school program is a positive and safe place for learning.	43.8%	31.3%	6.3%	6.3%	12.5%	3.29
6. I feel safer in my after school program than during the regular school day.	26.7%	6.7%	26.7%	6.7%	33.3%	2.80

Student Achievement

7. The people who work in my after school program make clear what they expect from me.	50.0%	43.8%	0.0%	0.0%	6.3%	3.53
8. The after school activities I participate in are interesting and fun.	68.8%	18.8%	0.0%	6.3%	6.3%	3.60
9. The after school staff uses computers and other technology to help me learn.	0.0%	0.0%	20.0%	66.7%	13.3%	1.23
10. I often see my after school staff at school during the regular school day.	37.5%	43.8%	0.0%	12.5%	6.3%	3.13

Accountability

11. I have somebody at home who cares about me and helps me in my learning.	81.3%	12.5%	0.0%	0.0%	6.3%	3.87
12. The after school staff treats me and all other students with respect.	56.3%	18.8%	6.3%	6.3%	12.5%	3.43
13. I like my after school program and would recommend it to other students.	56.3%	25.0%	0.0%	18.8%	0.0%	3.19
14. The people who work in after school are knowledgeable and well prepared.	68.8%	25.0%	0.0%	0.0%	6.3%	3.73

RESPONSE PERCENT

	-A-	-B-	-C-	-D-	-E-	-F-
15. Favorite activities: (A) Homework	18.8%					
. Favorite activities: (A) Arts activities (music, dance, art, etc.)	31.3%					
. Favorite activities: (A) Reading activities	0.0%					
. Favorite activities: (A) Writing activities	6.3%					
. Favorite activities: (A) Life skills (cooking, bike shop, etc.)	50.0%					
. Favorite activities: (A) Math or science	18.8%					
. Favorite activities: (A) Sports and games	93.8%					
. Favorite activities: (A) Technology (video, photography, etc.)	43.8%					
. Favorite activities: (A) Service-learning projects	18.8%					
16. Activities you wish you could do more of: (A) Homework	25.0%					
. Activities you wish you could do more of: (A) Arts activities (music, dance, art)	43.8%					
. Activities you wish you could do more of: (A) Reading activities	0.0%					
. Activities you wish you could do more of: (A) Writing activities	0.0%					
. Activities you wish you could do more of: (A) Life skills (cooking, bike shop, etc.)	37.5%					
. Activities you wish you could do more of: (A) Math or science	31.3%					
. Activities you wish you could do more of: (A) Sports and games	75.0%					
. Activities you wish you could do more of: (A) Technology (video, photography, etc.)	56.3%					
. Activities you wish you could do more of: (A) Service-learning projects	18.8%					
17. In how many after school service-learning projects did you participate this year? (A) 0, (B) 1, (C) 2, (D) 3, (E) 4, (F) 5+	18.8%	0.0%	12.5%	12.5%	12.5%	43.8%
18. I feel close to this number of adults in the ASP: (A) 0, (B) 1, (C) 2, (D) 3, (E) 4, (F) 5+	20.0%	0.0%	6.7%	0.0%	0.0%	73.3%
19. I feel close to this number of students in the ASP: (A) 0, (B) 1, (C) 2, (D) 3, (E) 4, (F) 5+	6.7%	0.0%	13.3%	6.7%	20.0%	53.3%

Background Information

A. My gender: (A) Female, (B) Male	50.0%	50.0%	0.0%	0.0%	0.0%
B. Number of years I have attended this ASP: (A) 1, (B) 2, (C) 3, (D) 4, (E) 5 or more	12.5%	6.3%	6.3%	43.8%	31.3%
C. Number of days a week I attend this ASP: (A) 1, (B) 2, (C) 3, (D) 4, (E) 5	0.0%	0.0%	6.3%	6.3%	87.5%
D. Why are you going to this ASP? (A) My parents want me to go.	75.0%				
. Why are you going to this ASP? (A) I do not want to go home and be alone.	18.8%				
. Why are you going to this ASP? (A) My friends go here.	37.5%				
. Why are you going to this ASP? (A) There are interesting things to do here.	43.8%				
. Why are you going to this ASP? (A) The school suggested I go.	0.0%				
. Why are you going to this ASP? (A) It is a safe place to be after school.	50.0%				
. Why are you going to this ASP? (A) To get help with my school work.	56.3%				
. Why are you going to this ASP? (A) I attended this after school program last year.	43.8%				
. Why are you going to this ASP? (A) Other or don't know.	12.5%				



SFUSD ASP Grade 4 Student Satisfaction Survey 2010

Sherman ES Summary Report

Total 17 Respondents

RESPONSE PERCENT					MEAN
Strongly Agree - 4 -	Agree - 3 -	Disagree - 2 -	Strongly Disagree - 1 -	Don't Know	

Questions

Access and Equity

1. The people who work in my after school program care about all the students in the program.	17.6%	47.1%	5.9%	0.0%	29.4%	3.17
2. The students in my after school program treat each other with respect.	0.0%	41.2%	35.3%	11.8%	11.8%	2.33
3. The people in my after school program respect my language and culture.	25.0%	56.3%	6.3%	0.0%	12.5%	3.21
4. I get the help I need to complete my homework in after school.	47.1%	41.2%	0.0%	11.8%	0.0%	3.24
5. My after school program is a positive and safe place for learning.	23.5%	64.7%	5.9%	5.9%	0.0%	3.06
6. I feel safer in my after school program than during the regular school day.	0.0%	37.5%	25.0%	25.0%	12.5%	2.14

Student Achievement

7. The people who work in my after school program make clear what they expect from me.	17.6%	76.5%	0.0%	5.9%	0.0%	3.06
8. The after school activities I participate in are interesting and fun.	20.0%	60.0%	20.0%	0.0%	0.0%	3.00
9. The after school staff uses computers and other technology to help me learn.	12.5%	43.8%	12.5%	25.0%	6.3%	2.47
10. I often see my after school staff at school during the regular school day.	20.0%	46.7%	13.3%	13.3%	6.7%	2.79

Accountability

11. I have somebody at home who cares about me and helps me in my learning.	43.8%	56.3%	0.0%	0.0%	0.0%	3.44
12. The after school staff treats me and all other students with respect.	26.7%	66.7%	0.0%	0.0%	6.7%	3.29
13. I like my after school program and would recommend it to other students.	18.8%	62.5%	6.3%	12.5%	0.0%	2.88
14. The people who work in after school are knowledgeable and well prepared.	18.8%	68.8%	6.3%	6.3%	0.0%	3.00

RESPONSE PERCENT					
-A-	-B-	-C-	-D-	-E-	-F-

15. Favorite activities: (A) Homework	17.6%					
. Favorite activities: (A) Arts activities (music, dance, art, etc.)	35.3%					
. Favorite activities: (A) Reading activities	0.0%					
. Favorite activities: (A) Writing activities	0.0%					
. Favorite activities: (A) Life skills (cooking, bike shop, etc.)	76.5%					
. Favorite activities: (A) Math or science	17.6%					
. Favorite activities: (A) Sports and games	76.5%					
. Favorite activities: (A) Technology (video, photography, etc.)	41.2%					
. Favorite activities: (A) Service-learning projects	5.9%					
16. Activities you wish you could do more of: (A) Homework	11.8%					
. Activities you wish you could do more of: (A) Arts activities (music, dance, art)	35.3%					
. Activities you wish you could do more of: (A) Reading activities	5.9%					
. Activities you wish you could do more of: (A) Writing activities	11.8%					
. Activities you wish you could do more of: (A) Life skills (cooking, bike shop, etc.)	76.5%					
. Activities you wish you could do more of: (A) Math or science	11.8%					
. Activities you wish you could do more of: (A) Sports and games	52.9%					
. Activities you wish you could do more of: (A) Technology (video, photography, etc.)	47.1%					
. Activities you wish you could do more of: (A) Service-learning projects	11.8%					
17. In how many after school service-learning projects did you participate this year? (A) 0, (B) 1, (C) 2, (D) 3, (E) 4, (F) 5+	6.7%	20.0%	13.3%	0.0%	13.3%	46.7%
18. I feel close to this number of adults in the ASP: (A) 0, (B) 1, (C) 2, (D) 3, (E) 4, (F) 5+	6.7%	20.0%	13.3%	6.7%	0.0%	53.3%
19. I feel close to this number of students in the ASP: (A) 0, (B) 1, (C) 2, (D) 3, (E) 4, (F) 5+	6.3%	0.0%	18.8%	6.3%	12.5%	56.3%

Background Information

A. My gender: (A) Female, (B) Male	58.8%	41.2%	0.0%	0.0%	0.0%
B. Number of years I have attended this ASP: (A) 1, (B) 2, (C) 3, (D) 4, (E) 5 or more	56.3%	18.8%	12.5%	6.3%	6.3%
C. Number of days a week I attend this ASP: (A) 1, (B) 2, (C) 3, (D) 4, (E) 5	5.9%	0.0%	5.9%	0.0%	88.2%
D. Why are you going to this ASP? (A) My parents want me to go.	70.6%				
. Why are you going to this ASP? (A) I do not want to go home and be alone.	5.9%				
. Why are you going to this ASP? (A) My friends go here.	35.3%				
. Why are you going to this ASP? (A) There are interesting things to do here.	17.6%				
. Why are you going to this ASP? (A) The school suggested I go.	0.0%				
. Why are you going to this ASP? (A) It is a safe place to be after school.	5.9%				
. Why are you going to this ASP? (A) To get help with my school work.	17.6%				
. Why are you going to this ASP? (A) I attended this after school program last year.	23.5%				
. Why are you going to this ASP? (A) Other or don't know.	0.0%				



SFUSD ASP Grade 4 Student Satisfaction Survey 2010

Sloat ES Summary Report

Total 18 Respondents

RESPONSE PERCENT					MEAN
Strongly Agree - 4 -	Agree - 3 -	Disagree - 2 -	Strongly Disagree - 1 -	Don't Know	

Questions

Access and Equity

1. The people who work in my after school program care about all the students in the program.	61.1%	22.2%	0.0%	0.0%	16.7%	3.73
2. The students in my after school program treat each other with respect.	5.6%	50.0%	33.3%	0.0%	11.1%	2.69
3. The people in my after school program respect my language and culture.	33.3%	50.0%	11.1%	0.0%	5.6%	3.24
4. I get the help I need to complete my homework in after school.	55.6%	44.4%	0.0%	0.0%	0.0%	3.56
5. My after school program is a positive and safe place for learning.	55.6%	33.3%	11.1%	0.0%	0.0%	3.44
6. I feel safer in my after school program than during the regular school day.	16.7%	38.9%	33.3%	0.0%	11.1%	2.81

Student Achievement

7. The people who work in my after school program make clear what they expect from me.	22.2%	61.1%	11.1%	0.0%	5.6%	3.12
8. The after school activities I participate in are interesting and fun.	66.7%	16.7%	5.6%	5.6%	5.6%	3.53
9. The after school staff uses computers and other technology to help me learn.	0.0%	27.8%	38.9%	33.3%	0.0%	1.94
10. I often see my after school staff at school during the regular school day.	35.3%	35.3%	17.6%	0.0%	11.8%	3.20

Accountability

11. I have somebody at home who cares about me and helps me in my learning.	66.7%	27.8%	0.0%	5.6%	0.0%	3.56
12. The after school staff treats me and all other students with respect.	55.6%	44.4%	0.0%	0.0%	0.0%	3.56
13. I like my after school program and would recommend it to other students.	38.9%	50.0%	0.0%	0.0%	11.1%	3.44
14. The people who work in after school are knowledgeable and well prepared.	16.7%	61.1%	16.7%	0.0%	5.6%	3.00

RESPONSE PERCENT					
-A-	-B-	-C-	-D-	-E-	-F-

15. Favorite activities: (A) Homework	5.6%					
. Favorite activities: (A) Arts activities (music, dance, art, etc.)	11.1%					
. Favorite activities: (A) Reading activities	5.6%					
. Favorite activities: (A) Writing activities	0.0%					
. Favorite activities: (A) Life skills (cooking, bike shop, etc.)	66.7%					
. Favorite activities: (A) Math or science	27.8%					
. Favorite activities: (A) Sports and games	83.3%					
. Favorite activities: (A) Technology (video, photography, etc.)	38.9%					
. Favorite activities: (A) Service-learning projects	0.0%					
16. Activities you wish you could do more of: (A) Homework	22.2%					
. Activities you wish you could do more of: (A) Arts activities (music, dance, art)	27.8%					
. Activities you wish you could do more of: (A) Reading activities	11.1%					
. Activities you wish you could do more of: (A) Writing activities	11.1%					
. Activities you wish you could do more of: (A) Life skills (cooking, bike shop, etc.)	61.1%					
. Activities you wish you could do more of: (A) Math or science	44.4%					
. Activities you wish you could do more of: (A) Sports and games	66.7%					
. Activities you wish you could do more of: (A) Technology (video, photography, etc.)	55.6%					
. Activities you wish you could do more of: (A) Service-learning projects	16.7%					
17. In how many after school service-learning projects did you participate this year? (A) 0, (B) 1, (C) 2, (D) 3, (E) 4, (F) 5+	29.4%	5.9%	0.0%	11.8%	5.9%	47.1%
18. I feel close to this number of adults in the ASP: (A) 0, (B) 1, (C) 2, (D) 3, (E) 4, (F) 5+	0.0%	6.3%	6.3%	18.8%	6.3%	62.5%
19. I feel close to this number of students in the ASP: (A) 0, (B) 1, (C) 2, (D) 3, (E) 4, (F) 5+	0.0%	5.6%	0.0%	5.6%	5.6%	83.3%

Background Information

A. My gender: (A) Female, (B) Male	16.7%	83.3%	0.0%	0.0%	0.0%
B. Number of years I have attended this ASP: (A) 1, (B) 2, (C) 3, (D) 4, (E) 5 or more	5.6%	27.8%	66.7%	0.0%	0.0%
C. Number of days a week I attend this ASP: (A) 1, (B) 2, (C) 3, (D) 4, (E) 5	0.0%	0.0%	11.1%	0.0%	88.9%
D. Why are you going to this ASP? (A) My parents want me to go.	33.3%				
. Why are you going to this ASP? (A) I do not want to go home and be alone.	11.1%				
. Why are you going to this ASP? (A) My friends go here.	22.2%				
. Why are you going to this ASP? (A) There are interesting things to do here.	11.1%				
. Why are you going to this ASP? (A) The school suggested I go.	0.0%				
. Why are you going to this ASP? (A) It is a safe place to be after school.	27.8%				
. Why are you going to this ASP? (A) To get help with my school work.	38.9%				
. Why are you going to this ASP? (A) I attended this after school program last year.	33.3%				
. Why are you going to this ASP? (A) Other or don't know.	11.1%				



SFUSD ASP Grade 4 Student Satisfaction Survey 2010

Spring Valley ES Summary Report

Total 10 Respondents

RESPONSE PERCENT					MEAN
Strongly Agree - 4 -	Agree - 3 -	Disagree - 2 -	Strongly Disagree - 1 -	Don't Know	

Questions

Access and Equity

1. The people who work in my after school program care about all the students in the program.	60.0%	40.0%	0.0%	0.0%	0.0%	3.60
2. The students in my after school program treat each other with respect.	30.0%	40.0%	20.0%	0.0%	10.0%	3.11
3. The people in my after school program respect my language and culture.	11.1%	66.7%	0.0%	0.0%	22.2%	3.14
4. I get the help I need to complete my homework in after school.	60.0%	40.0%	0.0%	0.0%	0.0%	3.60
5. My after school program is a positive and safe place for learning.	30.0%	60.0%	0.0%	0.0%	10.0%	3.33
6. I feel safer in my after school program than during the regular school day.	0.0%	30.0%	20.0%	0.0%	50.0%	2.60

Student Achievement

7. The people who work in my after school program make clear what they expect from me.	30.0%	70.0%	0.0%	0.0%	0.0%	3.30
8. The after school activities I participate in are interesting and fun.	20.0%	60.0%	0.0%	0.0%	20.0%	3.25
9. The after school staff uses computers and other technology to help me learn.	20.0%	0.0%	30.0%	20.0%	30.0%	2.29
10. I often see my after school staff at school during the regular school day.	10.0%	60.0%	0.0%	0.0%	30.0%	3.14

Accountability


11. I have somebody at home who cares about me and helps me in my learning.	50.0%	40.0%	10.0%	0.0%	0.0%	3.40
12. The after school staff treats me and all other students with respect.	30.0%	40.0%	20.0%	0.0%	10.0%	3.11
13. I like my after school program and would recommend it to other students.	30.0%	50.0%	10.0%	0.0%	10.0%	3.22
14. The people who work in after school are knowledgeable and well prepared.	20.0%	60.0%	0.0%	0.0%	20.0%	3.25

RESPONSE PERCENT

	-A-	-B-	-C-	-D-	-E-	-F-
15. Favorite activities: (A) Homework	20.0%					
. Favorite activities: (A) Arts activities (music, dance, art, etc.)	50.0%					
. Favorite activities: (A) Reading activities	0.0%					
. Favorite activities: (A) Writing activities	10.0%					
. Favorite activities: (A) Life skills (cooking, bike shop, etc.)	60.0%					
. Favorite activities: (A) Math or science	40.0%					
. Favorite activities: (A) Sports and games	60.0%					
. Favorite activities: (A) Technology (video, photography, etc.)	20.0%					
. Favorite activities: (A) Service-learning projects	0.0%					
16. Activities you wish you could do more of: (A) Homework	20.0%					
. Activities you wish you could do more of: (A) Arts activities (music, dance, art)	30.0%					
. Activities you wish you could do more of: (A) Reading activities	0.0%					
. Activities you wish you could do more of: (A) Writing activities	0.0%					
. Activities you wish you could do more of: (A) Life skills (cooking, bike shop, etc.)	40.0%					
. Activities you wish you could do more of: (A) Math or science	20.0%					
. Activities you wish you could do more of: (A) Sports and games	60.0%					
. Activities you wish you could do more of: (A) Technology (video, photography, etc.)	30.0%					
. Activities you wish you could do more of: (A) Service-learning projects	10.0%					
17. In how many after school service-learning projects did you participate this year? (A) 0, (B) 1, (C) 2, (D) 3, (E) 4, (F) 5+	25.0%	12.5%	0.0%	0.0%	0.0%	62.5%
18. I feel close to this number of adults in the ASP: (A) 0, (B) 1, (C) 2, (D) 3, (E) 4, (F) 5+	10.0%	20.0%	0.0%	30.0%	20.0%	20.0%
19. I feel close to this number of students in the ASP: (A) 0, (B) 1, (C) 2, (D) 3, (E) 4, (F) 5+	11.1%	0.0%	0.0%	0.0%	11.1%	77.8%

Background Information

A. My gender: (A) Female, (B) Male	30.0%	70.0%	0.0%	0.0%	0.0%
B. Number of years I have attended this ASP: (A) 1, (B) 2, (C) 3, (D) 4, (E) 5 or more	37.5%	25.0%	25.0%	0.0%	12.5%
C. Number of days a week I attend this ASP: (A) 1, (B) 2, (C) 3, (D) 4, (E) 5	0.0%	0.0%	0.0%	0.0%	100.0%
D. Why are you going to this ASP? (A) My parents want me to go.	50.0%				
. Why are you going to this ASP? (A) I do not want to go home and be alone.	20.0%				
. Why are you going to this ASP? (A) My friends go here.	30.0%				
. Why are you going to this ASP? (A) There are interesting things to do here.	30.0%				
. Why are you going to this ASP? (A) The school suggested I go.	10.0%				
. Why are you going to this ASP? (A) It is a safe place to be after school.	20.0%				
. Why are you going to this ASP? (A) To get help with my school work.	50.0%				
. Why are you going to this ASP? (A) I attended this after school program last year.	30.0%				
. Why are you going to this ASP? (A) Other or don't know.	0.0%				



SFUSD ASP Grade 4 Student Satisfaction Survey 2010

Stevenson ES Summary Report

Total 26 Respondents

RESPONSE PERCENT					
Strongly Agree	Agree	Disagree	Strongly Disagree	Don't Know	MEAN
- 4 -	- 3 -	- 2 -	- 1 -		

Questions

Access and Equity

1. The people who work in my after school program care about all the students in the program.	3.8%	57.7%	15.4%	0.0%	23.1%	2.85
2. The students in my after school program treat each other with respect.	0.0%	57.7%	19.2%	3.8%	19.2%	2.67
3. The people in my after school program respect my language and culture.	30.8%	26.9%	7.7%	7.7%	26.9%	3.11
4. I get the help I need to complete my homework in after school.	23.1%	46.2%	23.1%	3.8%	3.8%	2.92
5. My after school program is a positive and safe place for learning.	11.5%	57.7%	7.7%	0.0%	23.1%	3.05
6. I feel safer in my after school program than during the regular school day.	11.5%	26.9%	30.8%	11.5%	19.2%	2.48

Student Achievement

7. The people who work in my after school program make clear what they expect from me.	11.5%	38.5%	3.8%	0.0%	46.2%	3.14
8. The after school activities I participate in are interesting and fun.	23.1%	38.5%	34.6%	3.8%	0.0%	2.81
9. The after school staff uses computers and other technology to help me learn.	3.8%	7.7%	23.1%	50.0%	15.4%	1.59
10. I often see my after school staff at school during the regular school day.	11.5%	30.8%	30.8%	11.5%	15.4%	2.50

Accountability

11. I have somebody at home who cares about me and helps me in my learning.	65.4%	26.9%	0.0%	3.8%	3.8%	3.60
12. The after school staff treats me and all other students with respect.	3.8%	50.0%	19.2%	3.8%	23.1%	2.70
13. I like my after school program and would recommend it to other students.	26.9%	23.1%	19.2%	3.8%	26.9%	3.00
14. The people who work in after school are knowledgeable and well prepared.	19.2%	53.8%	7.7%	3.8%	15.4%	3.05

RESPONSE PERCENT					
-A-	-B-	-C-	-D-	-E-	-F-

15. Favorite activities: (A) Homework	42.3%					
. Favorite activities: (A) Arts activities (music, dance, art, etc.)	26.9%					
. Favorite activities: (A) Reading activities	0.0%					
. Favorite activities: (A) Writing activities	7.7%					
. Favorite activities: (A) Life skills (cooking, bike shop, etc.)	73.1%					
. Favorite activities: (A) Math or science	30.8%					
. Favorite activities: (A) Sports and games	76.9%					
. Favorite activities: (A) Technology (video, photography, etc.)	26.9%					
. Favorite activities: (A) Service-learning projects	0.0%					
16. Activities you wish you could do more of: (A) Homework	65.4%					
. Activities you wish you could do more of: (A) Arts activities (music, dance, art)	30.8%					
. Activities you wish you could do more of: (A) Reading activities	3.8%					
. Activities you wish you could do more of: (A) Writing activities	0.0%					
. Activities you wish you could do more of: (A) Life skills (cooking, bike shop, etc.)	61.5%					
. Activities you wish you could do more of: (A) Math or science	15.4%					
. Activities you wish you could do more of: (A) Sports and games	69.2%					
. Activities you wish you could do more of: (A) Technology (video, photography, etc.)	42.3%					
. Activities you wish you could do more of: (A) Service-learning projects	0.0%					
17. In how many after school service-learning projects did you participate this year? (A) 0, (B) 1, (C) 2, (D) 3, (E) 4, (F) 5+	0.0%	11.5%	19.2%	53.8%	7.7%	7.7%
18. I feel close to this number of adults in the ASP: (A) 0, (B) 1, (C) 2, (D) 3, (E) 4, (F) 5+	34.6%	11.5%	19.2%	15.4%	7.7%	11.5%
19. I feel close to this number of students in the ASP: (A) 0, (B) 1, (C) 2, (D) 3, (E) 4, (F) 5+	7.7%	7.7%	0.0%	7.7%	19.2%	57.7%

Background Information

A. My gender: (A) Female, (B) Male	46.2%	53.8%	0.0%	0.0%	0.0%
B. Number of years I have attended this ASP: (A) 1, (B) 2, (C) 3, (D) 4, (E) 5 or more	20.0%	32.0%	36.0%	12.0%	0.0%
C. Number of days a week I attend this ASP: (A) 1, (B) 2, (C) 3, (D) 4, (E) 5	0.0%	0.0%	0.0%	0.0%	100.0%
D. Why are you going to this ASP? (A) My parents want me to go.	84.6%				
. Why are you going to this ASP? (A) I do not want to go home and be alone.	11.5%				
. Why are you going to this ASP? (A) My friends go here.	46.2%				
. Why are you going to this ASP? (A) There are interesting things to do here.	30.8%				
. Why are you going to this ASP? (A) The school suggested I go.	0.0%				
. Why are you going to this ASP? (A) It is a safe place to be after school.	19.2%				
. Why are you going to this ASP? (A) To get help with my school work.	30.8%				
. Why are you going to this ASP? (A) I attended this after school program last year.	46.2%				
. Why are you going to this ASP? (A) Other or don't know.	7.7%				



SFUSD ASP Grade 4 Student Satisfaction Survey 2010

Sunnyside ES Summary Report

Total 17 Respondents

RESPONSE PERCENT					MEAN
Strongly Agree - 4 -	Agree - 3 -	Disagree - 2 -	Strongly Disagree - 1 -	Don't Know	

Questions

Access and Equity

1. The people who work in my after school program care about all the students in the program.	88.2%	11.8%	0.0%	0.0%	0.0%	3.88
2. The students in my after school program treat each other with respect.	41.2%	52.9%	5.9%	0.0%	0.0%	3.35
3. The people in my after school program respect my language and culture.	58.8%	35.3%	5.9%	0.0%	0.0%	3.53
4. I get the help I need to complete my homework in after school.	64.7%	35.3%	0.0%	0.0%	0.0%	3.65
5. My after school program is a positive and safe place for learning.	70.6%	29.4%	0.0%	0.0%	0.0%	3.71
6. I feel safer in my after school program than during the regular school day.	23.5%	29.4%	17.6%	0.0%	29.4%	3.08

Student Achievement

7. The people who work in my after school program make clear what they expect from me.	88.2%	5.9%	0.0%	0.0%	5.9%	3.94
8. The after school activities I participate in are interesting and fun.	76.5%	23.5%	0.0%	0.0%	0.0%	3.76
9. The after school staff uses computers and other technology to help me learn.	0.0%	0.0%	82.4%	17.6%	0.0%	1.82
10. I often see my after school staff at school during the regular school day.	70.6%	29.4%	0.0%	0.0%	0.0%	3.71

Accountability

11. I have somebody at home who cares about me and helps me in my learning.	70.6%	29.4%	0.0%	0.0%	0.0%	3.71
12. The after school staff treats me and all other students with respect.	64.7%	35.3%	0.0%	0.0%	0.0%	3.65
13. I like my after school program and would recommend it to other students.	76.5%	23.5%	0.0%	0.0%	0.0%	3.76
14. The people who work in after school are knowledgeable and well prepared.	88.2%	11.8%	0.0%	0.0%	0.0%	3.88

RESPONSE PERCENT					
-A-	-B-	-C-	-D-	-E-	-F-

15. Favorite activities: (A) Homework	23.5%					
. Favorite activities: (A) Arts activities (music, dance, art, etc.)	76.5%					
. Favorite activities: (A) Reading activities	5.9%					
. Favorite activities: (A) Writing activities	5.9%					
. Favorite activities: (A) Life skills (cooking, bike shop, etc.)	41.2%					
. Favorite activities: (A) Math or science	82.4%					
. Favorite activities: (A) Sports and games	88.2%					
. Favorite activities: (A) Technology (video, photography, etc.)	0.0%					
. Favorite activities: (A) Service-learning projects	11.8%					
16. Activities you wish you could do more of: (A) Homework	5.9%					
. Activities you wish you could do more of: (A) Arts activities (music, dance, art)	52.9%					
. Activities you wish you could do more of: (A) Reading activities	5.9%					
. Activities you wish you could do more of: (A) Writing activities	5.9%					
. Activities you wish you could do more of: (A) Life skills (cooking, bike shop, etc.)	88.2%					
. Activities you wish you could do more of: (A) Math or science	52.9%					
. Activities you wish you could do more of: (A) Sports and games	52.9%					
. Activities you wish you could do more of: (A) Technology (video, photography, etc.)	47.1%					
. Activities you wish you could do more of: (A) Service-learning projects	23.5%					
17. In how many after school service-learning projects did you participate this year? (A) 0, (B) 1, (C) 2, (D) 3, (E) 4, (F) 5+	0.0%	0.0%	5.9%	29.4%	11.8%	52.9%
18. I feel close to this number of adults in the ASP: (A) 0, (B) 1, (C) 2, (D) 3, (E) 4, (F) 5+	6.3%	12.5%	6.3%	6.3%	0.0%	68.8%
19. I feel close to this number of students in the ASP: (A) 0, (B) 1, (C) 2, (D) 3, (E) 4, (F) 5+	5.9%	5.9%	11.8%	0.0%	0.0%	76.5%

Background Information

A. My gender: (A) Female, (B) Male	64.7%	35.3%	0.0%	0.0%	0.0%
B. Number of years I have attended this ASP: (A) 1, (B) 2, (C) 3, (D) 4, (E) 5 or more	11.8%	5.9%	35.3%	17.6%	29.4%
C. Number of days a week I attend this ASP: (A) 1, (B) 2, (C) 3, (D) 4, (E) 5	0.0%	0.0%	0.0%	0.0%	100.0%
D. Why are you going to this ASP? (A) My parents want me to go.	64.7%				
. Why are you going to this ASP? (A) I do not want to go home and be alone.	17.6%				
. Why are you going to this ASP? (A) My friends go here.	52.9%				
. Why are you going to this ASP? (A) There are interesting things to do here.	76.5%				
. Why are you going to this ASP? (A) The school suggested I go.	17.6%				
. Why are you going to this ASP? (A) It is a safe place to be after school.	64.7%				
. Why are you going to this ASP? (A) To get help with my school work.	88.2%				
. Why are you going to this ASP? (A) I attended this after school program last year.	52.9%				
. Why are you going to this ASP? (A) Other or don't know.	41.2%				



SFUSD ASP Grade 4 Student Satisfaction Survey 2010

Sunset ES Summary Report

Total 41 Respondents

RESPONSE PERCENT					
Strongly Agree	Agree	Disagree	Strongly Disagree	Don't Know	MEAN
- 4 -	- 3 -	- 2 -	- 1 -		

Questions

Access and Equity

1. The people who work in my after school program care about all the students in the program.	56.1%	41.5%	0.0%	0.0%	2.4%	3.58
2. The students in my after school program treat each other with respect.	17.1%	63.4%	9.8%	0.0%	9.8%	3.08
3. The people in my after school program respect my language and culture.	65.9%	24.4%	4.9%	0.0%	4.9%	3.64
4. I get the help I need to complete my homework in after school.	56.1%	43.9%	0.0%	0.0%	0.0%	3.56
5. My after school program is a positive and safe place for learning.	65.9%	26.8%	0.0%	0.0%	7.3%	3.71
6. I feel safer in my after school program than during the regular school day.	14.6%	39.0%	17.1%	9.8%	19.5%	2.73

Student Achievement

7. The people who work in my after school program make clear what they expect from me.	48.8%	36.6%	0.0%	0.0%	14.6%	3.57
8. The after school activities I participate in are interesting and fun.	48.8%	46.3%	0.0%	0.0%	4.9%	3.51
9. The after school staff uses computers and other technology to help me learn.	12.2%	41.5%	14.6%	12.2%	19.5%	2.67
10. I often see my after school staff at school during the regular school day.	19.5%	48.8%	17.1%	4.9%	9.8%	2.92

Accountability

11. I have somebody at home who cares about me and helps me in my learning.	60.0%	32.5%	0.0%	0.0%	7.5%	3.65
12. The after school staff treats me and all other students with respect.	58.5%	34.1%	0.0%	2.4%	4.9%	3.56
13. I like my after school program and would recommend it to other students.	51.2%	36.6%	0.0%	2.4%	9.8%	3.51
14. The people who work in after school are knowledgeable and well prepared.	36.6%	51.2%	0.0%	0.0%	12.2%	3.42

RESPONSE PERCENT					
-A-	-B-	-C-	-D-	-E-	-F-

15. Favorite activities: (A) Homework	29.3%					
. Favorite activities: (A) Arts activities (music, dance, art, etc.)	29.3%					
. Favorite activities: (A) Reading activities	19.5%					
. Favorite activities: (A) Writing activities	4.9%					
. Favorite activities: (A) Life skills (cooking, bike shop, etc.)	34.1%					
. Favorite activities: (A) Math or science	22.0%					
. Favorite activities: (A) Sports and games	73.2%					
. Favorite activities: (A) Technology (video, photography, etc.)	34.1%					
. Favorite activities: (A) Service-learning projects	12.2%					
16. Activities you wish you could do more of: (A) Homework	12.2%					
. Activities you wish you could do more of: (A) Arts activities (music, dance, art)	22.0%					
. Activities you wish you could do more of: (A) Reading activities	14.6%					
. Activities you wish you could do more of: (A) Writing activities	9.8%					
. Activities you wish you could do more of: (A) Life skills (cooking, bike shop, etc.)	43.9%					
. Activities you wish you could do more of: (A) Math or science	19.5%					
. Activities you wish you could do more of: (A) Sports and games	61.0%					
. Activities you wish you could do more of: (A) Technology (video, photography, etc.)	53.7%					
. Activities you wish you could do more of: (A) Service-learning projects	19.5%					
17. In how many after school service-learning projects did you participate this year? (A) 0, (B) 1, (C) 2, (D) 3, (E) 4, (F) 5+	21.1%	10.5%	18.4%	7.9%	7.9%	34.2%
18. I feel close to this number of adults in the ASP: (A) 0, (B) 1, (C) 2, (D) 3, (E) 4, (F) 5+	5.0%	7.5%	32.5%	10.0%	12.5%	32.5%
19. I feel close to this number of students in the ASP: (A) 0, (B) 1, (C) 2, (D) 3, (E) 4, (F) 5+	0.0%	7.3%	2.4%	19.5%	14.6%	56.1%

Background Information

A. My gender: (A) Female, (B) Male	39.0%	61.0%	0.0%	0.0%	0.0%
B. Number of years I have attended this ASP: (A) 1, (B) 2, (C) 3, (D) 4, (E) 5 or more	15.0%	12.5%	70.0%	0.0%	2.5%
C. Number of days a week I attend this ASP: (A) 1, (B) 2, (C) 3, (D) 4, (E) 5	0.0%	0.0%	2.5%	0.0%	97.5%
D. Why are you going to this ASP? (A) My parents want me to go.	58.5%				
. Why are you going to this ASP? (A) I do not want to go home and be alone.	26.8%				
. Why are you going to this ASP? (A) My friends go here.	29.3%				
. Why are you going to this ASP? (A) There are interesting things to do here.	41.5%				
. Why are you going to this ASP? (A) The school suggested I go.	2.4%				
. Why are you going to this ASP? (A) It is a safe place to be after school.	34.1%				
. Why are you going to this ASP? (A) To get help with my school work.	22.0%				
. Why are you going to this ASP? (A) I attended this after school program last year.	43.9%				
. Why are you going to this ASP? (A) Other or don't know.	9.8%				



SFUSD ASP Grade 4 Student Satisfaction Survey 2010

Taylor ES Summary Report

Total 19 Respondents

RESPONSE PERCENT					MEAN
Strongly Agree - 4 -	Agree - 3 -	Disagree - 2 -	Strongly Disagree - 1 -	Don't Know	

Questions

Access and Equity

1. The people who work in my after school program care about all the students in the program.	63.2%	31.6%	0.0%	0.0%	5.3%	3.67
2. The students in my after school program treat each other with respect.	21.1%	68.4%	0.0%	0.0%	10.5%	3.24
3. The people in my after school program respect my language and culture.	52.6%	21.1%	5.3%	0.0%	21.1%	3.60
4. I get the help I need to complete my homework in after school.	78.9%	15.8%	0.0%	0.0%	5.3%	3.83
5. My after school program is a positive and safe place for learning.	50.0%	38.9%	0.0%	0.0%	11.1%	3.56
6. I feel safer in my after school program than during the regular school day.	33.3%	22.2%	16.7%	5.6%	22.2%	3.07

Student Achievement

7. The people who work in my after school program make clear what they expect from me.	47.4%	47.4%	0.0%	0.0%	5.3%	3.50
8. The after school activities I participate in are interesting and fun.	52.6%	47.4%	0.0%	0.0%	0.0%	3.53
9. The after school staff uses computers and other technology to help me learn.	16.7%	22.2%	22.2%	22.2%	16.7%	2.40
10. I often see my after school staff at school during the regular school day.	42.1%	42.1%	5.3%	0.0%	10.5%	3.41

Accountability

11. I have somebody at home who cares about me and helps me in my learning.	77.8%	16.7%	0.0%	5.6%	0.0%	3.67
12. The after school staff treats me and all other students with respect.	38.9%	55.6%	0.0%	0.0%	5.6%	3.41
13. I like my after school program and would recommend it to other students.	38.9%	44.4%	0.0%	0.0%	16.7%	3.47
14. The people who work in after school are knowledgeable and well prepared.	50.0%	22.2%	0.0%	0.0%	27.8%	3.69

RESPONSE PERCENT					
-A-	-B-	-C-	-D-	-E-	-F-

15. Favorite activities: (A) Homework	36.8%					
. Favorite activities: (A) Arts activities (music, dance, art, etc.)	63.2%					
. Favorite activities: (A) Reading activities	10.5%					
. Favorite activities: (A) Writing activities	0.0%					
. Favorite activities: (A) Life skills (cooking, bike shop, etc.)	31.6%					
. Favorite activities: (A) Math or science	10.5%					
. Favorite activities: (A) Sports and games	84.2%					
. Favorite activities: (A) Technology (video, photography, etc.)	15.8%					
. Favorite activities: (A) Service-learning projects	0.0%					
16. Activities you wish you could do more of: (A) Homework	31.6%					
. Activities you wish you could do more of: (A) Arts activities (music, dance, art)	42.1%					
. Activities you wish you could do more of: (A) Reading activities	5.3%					
. Activities you wish you could do more of: (A) Writing activities	10.5%					
. Activities you wish you could do more of: (A) Life skills (cooking, bike shop, etc.)	52.6%					
. Activities you wish you could do more of: (A) Math or science	15.8%					
. Activities you wish you could do more of: (A) Sports and games	47.4%					
. Activities you wish you could do more of: (A) Technology (video, photography, etc.)	31.6%					
. Activities you wish you could do more of: (A) Service-learning projects	5.3%					
17. In how many after school service-learning projects did you participate this year? (A) 0, (B) 1, (C) 2, (D) 3, (E) 4, (F) 5+	0.0%	36.8%	21.1%	15.8%	10.5%	15.8%
18. I feel close to this number of adults in the ASP: (A) 0, (B) 1, (C) 2, (D) 3, (E) 4, (F) 5+	5.3%	5.3%	52.6%	10.5%	5.3%	21.1%
19. I feel close to this number of students in the ASP: (A) 0, (B) 1, (C) 2, (D) 3, (E) 4, (F) 5+	5.3%	5.3%	10.5%	10.5%	0.0%	68.4%

Background Information

A. My gender: (A) Female, (B) Male	52.6%	47.4%	0.0%	0.0%	0.0%
B. Number of years I have attended this ASP: (A) 1, (B) 2, (C) 3, (D) 4, (E) 5 or more	10.5%	52.6%	10.5%	26.3%	0.0%
C. Number of days a week I attend this ASP: (A) 1, (B) 2, (C) 3, (D) 4, (E) 5	0.0%	0.0%	0.0%	31.6%	68.4%
D. Why are you going to this ASP? (A) My parents want me to go.	47.4%				
. Why are you going to this ASP? (A) I do not want to go home and be alone.	0.0%				
. Why are you going to this ASP? (A) My friends go here.	36.8%				
. Why are you going to this ASP? (A) There are interesting things to do here.	57.9%				
. Why are you going to this ASP? (A) The school suggested I go.	15.8%				
. Why are you going to this ASP? (A) It is a safe place to be after school.	21.1%				
. Why are you going to this ASP? (A) To get help with my school work.	52.6%				
. Why are you going to this ASP? (A) I attended this after school program last year.	36.8%				
. Why are you going to this ASP? (A) Other or don't know.	15.8%				



SFUSD ASP Grade 4 Student Satisfaction Survey 2010

Uiloa ES Summary Report

Total 27 Respondents

RESPONSE PERCENT					MEAN
Strongly Agree - 4 -	Agree - 3 -	Disagree - 2 -	Strongly Disagree - 1 -	Don't Know	

Questions

Access and Equity

1. The people who work in my after school program care about all the students in the program.	29.6%	59.3%	3.7%	0.0%	7.4%	3.28
2. The students in my after school program treat each other with respect.	3.7%	48.1%	14.8%	14.8%	18.5%	2.50
3. The people in my after school program respect my language and culture.	14.8%	70.4%	11.1%	0.0%	3.7%	3.04
4. I get the help I need to complete my homework in after school.	59.3%	29.6%	3.7%	3.7%	3.7%	3.50
5. My after school program is a positive and safe place for learning.	34.6%	34.6%	7.7%	3.8%	19.2%	3.24
6. I feel safer in my after school program than during the regular school day.	11.1%	29.6%	18.5%	3.7%	37.0%	2.76

Student Achievement

7. The people who work in my after school program make clear what they expect from me.	25.9%	51.9%	7.4%	0.0%	14.8%	3.22
8. The after school activities I participate in are interesting and fun.	33.3%	25.9%	18.5%	0.0%	22.2%	3.19
9. The after school staff uses computers and other technology to help me learn.	22.2%	11.1%	33.3%	25.9%	7.4%	2.32
10. I often see my after school staff at school during the regular school day.	7.4%	44.4%	14.8%	22.2%	11.1%	2.42

Accountability

11. I have somebody at home who cares about me and helps me in my learning.	63.0%	33.3%	0.0%	0.0%	3.7%	3.65
12. The after school staff treats me and all other students with respect.	19.2%	57.7%	15.4%	0.0%	7.7%	3.04
13. I like my after school program and would recommend it to other students.	22.2%	44.4%	18.5%	0.0%	14.8%	3.04
14. The people who work in after school are knowledgeable and well prepared.	29.6%	55.6%	7.4%	3.7%	3.7%	3.15

RESPONSE PERCENT

	-A-	-B-	-C-	-D-	-E-	-F-
15. Favorite activities: (A) Homework						14.8%
. Favorite activities: (A) Arts activities (music, dance, art, etc.)						25.9%
. Favorite activities: (A) Reading activities						3.7%
. Favorite activities: (A) Writing activities						0.0%
. Favorite activities: (A) Life skills (cooking, bike shop, etc.)						48.1%
. Favorite activities: (A) Math or science						18.5%
. Favorite activities: (A) Sports and games						81.5%
. Favorite activities: (A) Technology (video, photography, etc.)						14.8%
. Favorite activities: (A) Service-learning projects						7.4%
16. Activities you wish you could do more of: (A) Homework						0.0%
. Activities you wish you could do more of: (A) Arts activities (music, dance, art)						18.5%
. Activities you wish you could do more of: (A) Reading activities						3.7%
. Activities you wish you could do more of: (A) Writing activities						0.0%
. Activities you wish you could do more of: (A) Life skills (cooking, bike shop, etc.)						59.3%
. Activities you wish you could do more of: (A) Math or science						11.1%
. Activities you wish you could do more of: (A) Sports and games						70.4%
. Activities you wish you could do more of: (A) Technology (video, photography, etc.)						18.5%
. Activities you wish you could do more of: (A) Service-learning projects						3.7%
17. In how many after school service-learning projects did you participate this year? (A) 0, (B) 1, (C) 2, (D) 3, (E) 4, (F) 5+	14.8%	11.1%	48.1%	18.5%	7.4%	
18. I feel close to this number of adults in the ASP: (A) 0, (B) 1, (C) 2, (D) 3, (E) 4, (F) 5+	11.1%	11.1%	11.1%	11.1%	18.5%	37.0%
19. I feel close to this number of students in the ASP: (A) 0, (B) 1, (C) 2, (D) 3, (E) 4, (F) 5+	3.7%	3.7%	7.4%	7.4%	0.0%	77.8%

Background Information

A. My gender: (A) Female, (B) Male	40.7%	59.3%	0.0%	0.0%	0.0%
B. Number of years I have attended this ASP: (A) 1, (B) 2, (C) 3, (D) 4, (E) 5 or more	14.8%	14.8%	63.0%	7.4%	0.0%
C. Number of days a week I attend this ASP: (A) 1, (B) 2, (C) 3, (D) 4, (E) 5	0.0%	0.0%	0.0%	7.4%	92.6%
D. Why are you going to this ASP? (A) My parents want me to go.	37.0%				
. Why are you going to this ASP? (A) I do not want to go home and be alone.	7.4%				
. Why are you going to this ASP? (A) My friends go here.	18.5%				
. Why are you going to this ASP? (A) There are interesting things to do here.	29.6%				
. Why are you going to this ASP? (A) The school suggested I go.	0.0%				
. Why are you going to this ASP? (A) It is a safe place to be after school.	7.4%				
. Why are you going to this ASP? (A) To get help with my school work.	11.1%				
. Why are you going to this ASP? (A) I attended this after school program last year.	44.4%				
. Why are you going to this ASP? (A) Other or don't know.	14.8%				



SFUSD ASP Grade 4 Student Satisfaction Survey 2010

Vis Valley ES Summary Report

Total 9 Respondents

RESPONSE PERCENT					MEAN
Strongly Agree - 4 -	Agree - 3 -	Disagree - 2 -	Strongly Disagree - 1 -	Don't Know	

Questions

Access and Equity

1. The people who work in my after school program care about all the students in the program.	22.2%	44.4%	0.0%	11.1%	22.2%	3.00
2. The students in my after school program treat each other with respect.	22.2%	33.3%	11.1%	33.3%	0.0%	2.44
3. The people in my after school program respect my language and culture.	25.0%	37.5%	12.5%	12.5%	12.5%	2.86
4. I get the help I need to complete my homework in after school.	55.6%	33.3%	0.0%	11.1%	0.0%	3.33
5. My after school program is a positive and safe place for learning.	55.6%	22.2%	0.0%	11.1%	11.1%	3.38
6. I feel safer in my after school program than during the regular school day.	33.3%	33.3%	0.0%	11.1%	22.2%	3.14

Student Achievement

7. The people who work in my after school program make clear what they expect from me.	22.2%	44.4%	11.1%	11.1%	11.1%	2.88
8. The after school activities I participate in are interesting and fun.	37.5%	50.0%	0.0%	0.0%	12.5%	3.43
9. The after school staff uses computers and other technology to help me learn.	22.2%	22.2%	33.3%	22.2%	0.0%	2.44
10. I often see my after school staff at school during the regular school day.	22.2%	44.4%	11.1%	11.1%	11.1%	2.88

Accountability

11. I have somebody at home who cares about me and helps me in my learning.	55.6%	11.1%	22.2%	11.1%	0.0%	3.11
12. The after school staff treats me and all other students with respect.	55.6%	22.2%	11.1%	11.1%	0.0%	3.22
13. I like my after school program and would recommend it to other students.	22.2%	55.6%	0.0%	11.1%	11.1%	3.00
14. The people who work in after school are knowledgeable and well prepared.	44.4%	33.3%	0.0%	11.1%	11.1%	3.25

RESPONSE PERCENT

	-A-	-B-	-C-	-D-	-E-	-F-
15. Favorite activities: (A) Homework	22.2%					
. Favorite activities: (A) Arts activities (music, dance, art, etc.)	55.6%					
. Favorite activities: (A) Reading activities	11.1%					
. Favorite activities: (A) Writing activities	11.1%					
. Favorite activities: (A) Life skills (cooking, bike shop, etc.)	55.6%					
. Favorite activities: (A) Math or science	33.3%					
. Favorite activities: (A) Sports and games	66.7%					
. Favorite activities: (A) Technology (video, photography, etc.)	33.3%					
. Favorite activities: (A) Service-learning projects	11.1%					
16. Activities you wish you could do more of: (A) Homework	0.0%					
. Activities you wish you could do more of: (A) Arts activities (music, dance, art)	44.4%					
. Activities you wish you could do more of: (A) Reading activities	0.0%					
. Activities you wish you could do more of: (A) Writing activities	11.1%					
. Activities you wish you could do more of: (A) Life skills (cooking, bike shop, etc.)	44.4%					
. Activities you wish you could do more of: (A) Math or science	33.3%					
. Activities you wish you could do more of: (A) Sports and games	77.8%					
. Activities you wish you could do more of: (A) Technology (video, photography, etc.)	33.3%					
. Activities you wish you could do more of: (A) Service-learning projects	11.1%					
17. In how many after school service-learning projects did you participate this year? (A) 0, (B) 1, (C) 2, (D) 3, (E) 4, (F) 5+	0.0%	22.2%	33.3%	22.2%	0.0%	22.2%
18. I feel close to this number of adults in the ASP: (A) 0, (B) 1, (C) 2, (D) 3, (E) 4, (F) 5+	0.0%	11.1%	11.1%	55.6%	0.0%	22.2%
19. I feel close to this number of students in the ASP: (A) 0, (B) 1, (C) 2, (D) 3, (E) 4, (F) 5+	0.0%	11.1%	11.1%	0.0%	44.4%	33.3%

Background Information

A. My gender: (A) Female, (B) Male	44.4%	55.6%	0.0%	0.0%	0.0%
B. Number of years I have attended this ASP: (A) 1, (B) 2, (C) 3, (D) 4, (E) 5 or more	44.4%	44.4%	11.1%	0.0%	0.0%
C. Number of days a week I attend this ASP: (A) 1, (B) 2, (C) 3, (D) 4, (E) 5	11.1%	0.0%	0.0%	11.1%	77.8%
D. Why are you going to this ASP? (A) My parents want me to go.	77.8%				
. Why are you going to this ASP? (A) I do not want to go home and be alone.	22.2%				
. Why are you going to this ASP? (A) My friends go here.	44.4%				
. Why are you going to this ASP? (A) There are interesting things to do here.	22.2%				
. Why are you going to this ASP? (A) The school suggested I go.	33.3%				
. Why are you going to this ASP? (A) It is a safe place to be after school.	33.3%				
. Why are you going to this ASP? (A) To get help with my school work.	44.4%				
. Why are you going to this ASP? (A) I attended this after school program last year.	22.2%				
. Why are you going to this ASP? (A) Other or don't know.	0.0%				



SFUSD ASP Grade 4 Student Satisfaction Survey 2010

Yick Wo ES Summary Report

Total 11 Respondents

RESPONSE PERCENT					MEAN
Strongly Agree - 4 -	Agree - 3 -	Disagree - 2 -	Strongly Disagree - 1 -	Don't Know	

Questions

Access and Equity

1. The people who work in my after school program care about all the students in the program.	36.4%	54.5%	0.0%	0.0%	9.1%	3.40
2. The students in my after school program treat each other with respect.	18.2%	27.3%	27.3%	0.0%	27.3%	2.88
3. The people in my after school program respect my language and culture.	36.4%	63.6%	0.0%	0.0%	0.0%	3.36
4. I get the help I need to complete my homework in after school.	72.7%	18.2%	9.1%	0.0%	0.0%	3.64
5. My after school program is a positive and safe place for learning.	36.4%	63.6%	0.0%	0.0%	0.0%	3.36
6. I feel safer in my after school program than during the regular school day.	27.3%	9.1%	45.5%	0.0%	18.2%	2.78

Student Achievement

7. The people who work in my after school program make clear what they expect from me.	9.1%	72.7%	9.1%	0.0%	9.1%	3.00
8. The after school activities I participate in are interesting and fun.	54.5%	36.4%	9.1%	0.0%	0.0%	3.45
9. The after school staff uses computers and other technology to help me learn.	0.0%	18.2%	0.0%	81.8%	0.0%	1.36
10. I often see my after school staff at school during the regular school day.	40.0%	30.0%	20.0%	10.0%	0.0%	3.00

Accountability

11. I have somebody at home who cares about me and helps me in my learning.	63.6%	18.2%	0.0%	18.2%	0.0%	3.27
12. The after school staff treats me and all other students with respect.	36.4%	63.6%	0.0%	0.0%	0.0%	3.36
13. I like my after school program and would recommend it to other students.	27.3%	54.5%	18.2%	0.0%	0.0%	3.09
14. The people who work in after school are knowledgeable and well prepared.	18.2%	45.5%	18.2%	0.0%	18.2%	3.00

RESPONSE PERCENT					
-A-	-B-	-C-	-D-	-E-	-F-

15. Favorite activities: (A) Homework	9.1%					
. Favorite activities: (A) Arts activities (music, dance, art, etc.)	9.1%					
. Favorite activities: (A) Reading activities	0.0%					
. Favorite activities: (A) Writing activities	0.0%					
. Favorite activities: (A) Life skills (cooking, bike shop, etc.)	63.6%					
. Favorite activities: (A) Math or science	45.5%					
. Favorite activities: (A) Sports and games	63.6%					
. Favorite activities: (A) Technology (video, photography, etc.)	45.5%					
. Favorite activities: (A) Service-learning projects	0.0%					
16. Activities you wish you could do more of: (A) Homework	9.1%					
. Activities you wish you could do more of: (A) Arts activities (music, dance, art)	0.0%					
. Activities you wish you could do more of: (A) Reading activities	0.0%					
. Activities you wish you could do more of: (A) Writing activities	0.0%					
. Activities you wish you could do more of: (A) Life skills (cooking, bike shop, etc.)	81.8%					
. Activities you wish you could do more of: (A) Math or science	36.4%					
. Activities you wish you could do more of: (A) Sports and games	45.5%					
. Activities you wish you could do more of: (A) Technology (video, photography, etc.)	54.5%					
. Activities you wish you could do more of: (A) Service-learning projects	0.0%					
17. In how many after school service-learning projects did you participate this year? (A) 0, (B) 1, (C) 2, (D) 3, (E) 4, (F) 5+	0.0%	22.2%	11.1%	11.1%	11.1%	44.4%
18. I feel close to this number of adults in the ASP: (A) 0, (B) 1, (C) 2, (D) 3, (E) 4, (F) 5+	0.0%	9.1%	18.2%	9.1%	18.2%	45.5%
19. I feel close to this number of students in the ASP: (A) 0, (B) 1, (C) 2, (D) 3, (E) 4, (F) 5+	0.0%	0.0%	9.1%	18.2%	18.2%	54.5%

Background Information

A. My gender: (A) Female, (B) Male	50.0%	50.0%	0.0%	0.0%	0.0%
B. Number of years I have attended this ASP: (A) 1, (B) 2, (C) 3, (D) 4, (E) 5 or more	18.2%	36.4%	27.3%	9.1%	9.1%
C. Number of days a week I attend this ASP: (A) 1, (B) 2, (C) 3, (D) 4, (E) 5	0.0%	0.0%	0.0%	0.0%	100.0%
D. Why are you going to this ASP? (A) My parents want me to go.	81.8%				
. Why are you going to this ASP? (A) I do not want to go home and be alone.	0.0%				
. Why are you going to this ASP? (A) My friends go here.	18.2%				
. Why are you going to this ASP? (A) There are interesting things to do here.	18.2%				
. Why are you going to this ASP? (A) The school suggested I go.	0.0%				
. Why are you going to this ASP? (A) It is a safe place to be after school.	18.2%				
. Why are you going to this ASP? (A) To get help with my school work.	18.2%				
. Why are you going to this ASP? (A) I attended this after school program last year.	18.2%				
. Why are you going to this ASP? (A) Other or don't know.	9.1%				

School Health Programs Department



SFUSD After School Programs Spring 2010

Grade 7 Survey



SFUSD After School Program- 2010 Grade 7 Survey Distribution and Return Counts

School Name	School Number	Student Enrollment	Surveys Returned	
			Count	Percent
All Respondents- Grade 7	G07	1439	418	29.1%
Aptos MS	431	119	44	37.0%
Brown CP Acdy	858	26	---	**
Burton HS	764	121	---	**
Carmichael ES	449	5	1	20.0%
Denman MS	632	143	21	14.7%
Everett MS	529	117	13	11.1%
Filipino Ed Ctr ES	542	13	---	**
Francisco MS	546	80	35	43.8%
Giannini MS	404	95	55	57.9%
Hoover MS	607	58	37	63.8%
King MS	710	55	30	54.6%
Lawton Alt K8	676	23	---	**
Lick MS	634	85	---	**
Lilienthal Alt K8	479	11	4	36.4%
Mann MS	618	52	8	15.4%
Marina MS	708	84	17	20.2%
Presidio MS	778	157	61	38.9%
Revere ES	760	7	---	**
Roosevelt MS	797	126	85	67.5%
S.F. Community ES	493	15	7	46.7%
Vis Valley MS	868	47	---	**

** There were no survey forms returned from this school.

SFUSD After School Satisfaction Survey 2010

Grades 7 & 10

We want to know what YOU think about your after school program. This survey will give your school and the district important information we can use to improve your after school program. This survey is confidential. Your answers will be combined with those of other students at your school. No one at your school will ever see your individual answers. This is not a test and there are no wrong answers. You do not have to answer any question you do not wish to answer, but we hope you will answer as many questions as you can.

School Number
000
[School Name]

Please fill in a circle for each item using a pencil or a black ink pen like this: ● Not like this: ⊗ ⊙ ⊕ ⊖

Please include any additional comments you may have about your after school program on a separate sheet of paper.

Background information

My gender: Female Male Other

Number of years I have attended this after school program 1 2 3 4 5 or more

Number of days a week I attend this after school program 1 2 3 4 5

Why are you going to this after school program? (Check all that apply.)

- My parents want me to go. I do not want to go home and be alone.
- My friends go here. There are interesting things to do here.
- The school suggested I go. It is a safe place to be after school.
- To get help with my school work. I attended this after school program last year. Other or don't know.

Access and Equity	Strongly Agree	Agree	Disagree	Strongly Disagree	Don't Know
1. The after school staff cares about the success of all the students in my after school program.	<input type="radio"/>	<input type="radio"/>	<input type="radio"/>	<input type="radio"/>	<input type="radio"/>
2. The students in my after school program are respectful of students who are different from them.	<input type="radio"/>	<input type="radio"/>	<input type="radio"/>	<input type="radio"/>	<input type="radio"/>
3. My after school program values my home language and culture.	<input type="radio"/>	<input type="radio"/>	<input type="radio"/>	<input type="radio"/>	<input type="radio"/>
4. The after school staff connects what I am learning to life outside of school.	<input type="radio"/>	<input type="radio"/>	<input type="radio"/>	<input type="radio"/>	<input type="radio"/>
5. I am able to complete and get help with my homework in my after school program.	<input type="radio"/>	<input type="radio"/>	<input type="radio"/>	<input type="radio"/>	<input type="radio"/>
6. I am given enough opportunities to help develop and lead activities in my program.	<input type="radio"/>	<input type="radio"/>	<input type="radio"/>	<input type="radio"/>	<input type="radio"/>
7. There are enough materials to run the activities in my after school program.	<input type="radio"/>	<input type="radio"/>	<input type="radio"/>	<input type="radio"/>	<input type="radio"/>
8. The after school program is a positive and safe place for learning.	<input type="radio"/>	<input type="radio"/>	<input type="radio"/>	<input type="radio"/>	<input type="radio"/>
9. I feel safer in the after school program than during the regular school day.	<input type="radio"/>	<input type="radio"/>	<input type="radio"/>	<input type="radio"/>	<input type="radio"/>
Student Achievement	Strongly Agree	Agree	Disagree	Strongly Disagree	Don't Know
10. The after school staff makes clear what they expect from me.	<input type="radio"/>	<input type="radio"/>	<input type="radio"/>	<input type="radio"/>	<input type="radio"/>
11. The activities I participate in are engaging and challenging.	<input type="radio"/>	<input type="radio"/>	<input type="radio"/>	<input type="radio"/>	<input type="radio"/>
12. The after school staff makes learning meaningful and joyful.	<input type="radio"/>	<input type="radio"/>	<input type="radio"/>	<input type="radio"/>	<input type="radio"/>
13. My after school program includes daily activities that are fun and different from school.	<input type="radio"/>	<input type="radio"/>	<input type="radio"/>	<input type="radio"/>	<input type="radio"/>
14. Participating in the after school program helps me do better during the regular school day.	<input type="radio"/>	<input type="radio"/>	<input type="radio"/>	<input type="radio"/>	<input type="radio"/>
15. The after school staff uses computers and other technology to help me learn.	<input type="radio"/>	<input type="radio"/>	<input type="radio"/>	<input type="radio"/>	<input type="radio"/>
16. I get to attend the activities in my after school that I am most interested in.	<input type="radio"/>	<input type="radio"/>	<input type="radio"/>	<input type="radio"/>	<input type="radio"/>
17. I often see my after school staff at school during the regular school day.	<input type="radio"/>	<input type="radio"/>	<input type="radio"/>	<input type="radio"/>	<input type="radio"/>
Accountability	Strongly Agree	Agree	Disagree	Strongly Disagree	Don't Know
18. I have somebody at home who cares about me and supports me in my learning.	<input type="radio"/>	<input type="radio"/>	<input type="radio"/>	<input type="radio"/>	<input type="radio"/>
19. The after school staff treats me and all other students with respect.	<input type="radio"/>	<input type="radio"/>	<input type="radio"/>	<input type="radio"/>	<input type="radio"/>
20. I like my after school program and would recommend it to others.	<input type="radio"/>	<input type="radio"/>	<input type="radio"/>	<input type="radio"/>	<input type="radio"/>
21. I believe that the after school staff is knowledgeable, competent, and well prepared.	<input type="radio"/>	<input type="radio"/>	<input type="radio"/>	<input type="radio"/>	<input type="radio"/>

22. Which are your favorite activities in the after school program? (Please check your top three choices.)

- Homework
- Arts activities (music, dance, art, etc.)
- Reading activities
- Writing activities
- Life skills (cooking, bike shop, etc.)
- Math or science
- Sports and games
- Technology (video, photography, etc.)
- Service-learning projects

23. Which activities do you wish you could do more of? (Check all that apply)

- Homework
- Arts activities (music, dance, art)
- Reading activities
- Writing activities
- Life skills (cooking, bike shop, etc.)
- Math or science
- Sports and games
- Technology (video, photography, etc.)
- Service-learning projects

24. In how many after school service-learning projects did you participate this year? 0 1 2 3 4 5+

25. I feel close to this number of adults in the after school program: 0 1 2 3 4 5+

26. I feel close to this number of students in the after school program: 0 1 2 3 4 5+



SFUSD ASP Grades 7 & 10 Student Satisfaction Survey 2010

Grade 7 Summary Report

Total 418 Respondents

RESPONSE PERCENT					MEAN
Strongly Agree	Agree	Disagree	Strongly Disagree	Don't Know	
- 4 -	- 3 -	- 2 -	- 1 -		

Questions

Access and Equity

1. The after school staff cares about the success of all the students in my after school program.	27.3%	51.6%	8.4%	4.0%	8.7%	3.12
2. The students in my after school prgm are respectful of students who are different from them.	13.9%	45.5%	19.4%	10.0%	11.2%	2.71
3. My after school program values my home language and culture.	21.6%	42.3%	10.6%	4.9%	20.6%	3.02
4. The after school staff connects what I am learning to life outside of school.	20.4%	36.7%	16.7%	5.2%	20.9%	2.91
5. I am able to complete and get help with my homework in my after school program.	34.4%	45.3%	8.4%	3.5%	8.4%	3.21
6. I am given enough opportunities to help develop and lead activities in my program.	19.1%	44.9%	11.0%	7.4%	17.6%	2.92
7. There are enough materials to run the activities in my after school program.	21.8%	48.3%	14.6%	6.2%	9.2%	2.94
8. The after school program is a positive and safe place for learning.	31.1%	47.9%	7.9%	5.9%	7.2%	3.12
9. I feel safer in the after school program than during the regular school day.	20.6%	34.3%	15.2%	8.2%	21.6%	2.86

Student Achievement

10. The after school staff makes clear what they expect from me.	24.8%	45.9%	9.1%	6.1%	14.0%	3.04
11. The activities I participate in are engaging and challenging.	15.2%	43.6%	20.2%	5.5%	15.5%	2.81
12. The after school staff makes learning meaningful and joyful.	19.4%	41.5%	16.2%	9.6%	13.3%	2.82
13. My after school program includes daily activities that are fun and different from school.	28.7%	43.8%	11.1%	5.7%	10.6%	3.07
14. Participating in the after school program helps me do better during the regular school day.	19.2%	31.2%	22.2%	7.7%	19.7%	2.77
15. The after school staff uses computers and other technology to help me learn.	20.3%	29.7%	21.8%	14.1%	14.1%	2.65
16. I get to attend the activities in my after school that I am most interested in.	28.6%	42.3%	13.7%	6.2%	9.2%	3.03
17. I often see my after school staff at school during the regular school day.	20.1%	40.5%	15.3%	8.3%	15.8%	2.86

Accountability

18. I have somebody at home who cares about me and supports me in my learning.	51.9%	32.6%	3.8%	3.5%	8.3%	3.45
19. The after school staff treats me and all other students with respect.	32.4%	46.5%	7.9%	5.4%	7.7%	3.15
20. I like my after school program and would recommend it to others.	28.2%	40.9%	9.2%	7.5%	14.2%	3.05
21. I believe that the after school staff is knowledgeable, competent, and well prepared.	27.2%	44.6%	8.4%	5.2%	14.6%	3.10

RESPONSE PERCENT

	-A-	-B-	-C-	-D-	-E-	-F-
22. Favorite activities: (A) Homework	33.7%					
. Favorite activities: (A) Arts activities (music, dance, art, etc.)	32.5%					
. Favorite activities: (A) Reading activities	4.8%					
. Favorite activities: (A) Writing activities	4.8%					
. Favorite activities: (A) Life skills (cooking, bike shop, etc.)	40.4%					
. Favorite activities: (A) Math or science	8.6%					
. Favorite activities: (A) Sports and games	55.3%					
. Favorite activities: (A) Technology (video, photography, etc.)	34.7%					
. Favorite activities: (A) Service-learning projects	4.5%					
23. Activities you wish you could do more of: (A) Homework	22.0%					
. Activities you wish you could do more of: (A) Arts activities (music, dance, art)	25.1%					
. Activities you wish you could do more of: (A) Reading activities	3.3%					
. Activities you wish you could do more of: (A) Writing activities	5.0%					
. Activities you wish you could do more of: (A) Life skills (cooking, bike shop, etc.)	35.2%					
. Activities you wish you could do more of: (A) Math or science	7.4%					
. Activities you wish you could do more of: (A) Sports and games	40.9%					
. Activities you wish you could do more of: (A) Technology (video, photography, etc.)	32.1%					
. Activities you wish you could do more of: (A) Service-learning projects	6.9%					
24. In how many after school service-learning projects did you participate this year? (A) 0, (B) 1, (C) 2, (D) 3, (E) 4, (F) 5+	41.1%	20.6%	14.8%	9.5%	2.5%	11.5%
25. I feel close to this number of adults in the ASP: (A) 0, (B) 1, (C) 2, (D) 3, (E) 4, (F) 5+	23.5%	12.6%	15.9%	14.6%	6.8%	26.5%
26. I feel close to this number of students in the ASP: (A) 0, (B) 1, (C) 2, (D) 3, (E) 4, (F) 5+	13.1%	4.0%	7.9%	8.4%	6.4%	60.2%

Background Information

A. My gender: (A) Female, (B) Male, (C) Other	42.5%	52.7%	4.8%		
B. Number of years I have attended this ASP: (A) 1, (B) 2, (C) 3, (D) 4, (E) 5 or more	42.3%	47.0%	3.6%	1.1%	6.0%
C. Number of days a week I attend this ASP: (A) 1, (B) 2, (C) 3, (D) 4, (E) 5	2.0%	2.0%	14.2%	16.2%	65.6%
D. Why are you going to this ASP? (A) My parents want me to go.	52.2%				
. Why are you going to this ASP? (A) I do not want to go home and be alone.	11.5%				
. Why are you going to this ASP? (A) My friends go here.	31.1%				
. Why are you going to this ASP? (A) There are interesting things to do here.	24.6%				
. Why are you going to this ASP? (A) The school suggested I go.	5.0%				
. Why are you going to this ASP? (A) It is a safe place to be after school.	15.1%				
. Why are you going to this ASP? (A) To get help with my school work.	20.1%				
. Why are you going to this ASP? (A) I attended this after school program last year.	21.5%				
. Why are you going to this ASP? (A) Other or don't know.	10.8%				



SFUSD ASP Grades 7 & 10 Student Satisfaction Survey 2010

Aptos MS Summary Report

Total 44 Respondents

RESPONSE PERCENT					MEAN
Strongly Agree	Agree	Disagree	Strongly Disagree	Don't Know	
- 4 -	- 3 -	- 2 -	- 1 -		

Questions

Access and Equity

1. The after school staff cares about the success of all the students in my after school program.	17.1%	68.3%	7.3%	2.4%	4.9%	3.05
2. The students in my after school prgm are respectful of students who are different from them.	7.3%	39.0%	22.0%	9.8%	22.0%	2.56
3. My after school program values my home language and culture.	14.6%	31.7%	17.1%	2.4%	34.1%	2.89
4. The after school staff connects what I am learning to life outside of school.	9.5%	40.5%	19.0%	4.8%	26.2%	2.74
5. I am able to complete and get help with my homework in my after school program.	30.0%	45.0%	10.0%	2.5%	12.5%	3.17
6. I am given enough opportunities to help develop and lead activities in my program.	14.3%	35.7%	19.0%	7.1%	23.8%	2.75
7. There are enough materials to run the activities in my after school program.	20.9%	58.1%	9.3%	2.3%	9.3%	3.08
8. The after school program is a positive and safe place for learning.	20.9%	53.5%	7.0%	4.7%	14.0%	3.05
9. I feel safer in the after school program than during the regular school day.	16.3%	23.3%	18.6%	2.3%	39.5%	2.88

Student Achievement

10. The after school staff makes clear what they expect from me.	13.6%	40.9%	18.2%	2.3%	25.0%	2.88
11. The activities I participate in are engaging and challenging.	14.3%	38.1%	21.4%	7.1%	19.0%	2.74
12. The after school staff makes learning meaningful and joyful.	9.3%	44.2%	20.9%	7.0%	18.6%	2.69
13. My after school program includes daily activities that are fun and different from school.	23.8%	50.0%	16.7%	2.4%	7.1%	3.03
14. Participating in the after school program helps me do better during the regular school day.	14.3%	23.8%	31.0%	4.8%	26.2%	2.65
15. The after school staff uses computers and other technology to help me learn.	21.4%	35.7%	21.4%	7.1%	14.3%	2.83
16. I get to attend the activities in my after school that I am most interested in.	28.6%	47.6%	9.5%	2.4%	11.9%	3.16
17. I often see my after school staff at school during the regular school day.	12.2%	31.7%	24.4%	12.2%	19.5%	2.55

Accountability

18. I have somebody at home who cares about me and supports me in my learning.	55.8%	30.2%	0.0%	4.7%	9.3%	3.51
19. The after school staff treats me and all other students with respect.	22.7%	61.4%	2.3%	4.5%	9.1%	3.13
20. I like my after school program and would recommend it to others.	22.7%	43.2%	6.8%	9.1%	18.2%	2.97
21. I believe that the after school staff is knowledgeable, competent, and well prepared.	21.4%	52.4%	4.8%	2.4%	19.0%	3.15

RESPONSE PERCENT

	-A-	-B-	-C-	-D-	-E-	-F-
22. Favorite activities: (A) Homework	29.5%					
. Favorite activities: (A) Arts activities (music, dance, art, etc.)	29.5%					
. Favorite activities: (A) Reading activities	2.3%					
. Favorite activities: (A) Writing activities	2.3%					
. Favorite activities: (A) Life skills (cooking, bike shop, etc.)	38.6%					
. Favorite activities: (A) Math or science	4.5%					
. Favorite activities: (A) Sports and games	65.9%					
. Favorite activities: (A) Technology (video, photography, etc.)	27.3%					
. Favorite activities: (A) Service-learning projects	6.8%					
23. Activities you wish you could do more of: (A) Homework	18.2%					
. Activities you wish you could do more of: (A) Arts activities (music, dance, art)	29.5%					
. Activities you wish you could do more of: (A) Reading activities	4.5%					
. Activities you wish you could do more of: (A) Writing activities	2.3%					
. Activities you wish you could do more of: (A) Life skills (cooking, bike shop, etc.)	36.4%					
. Activities you wish you could do more of: (A) Math or science	6.8%					
. Activities you wish you could do more of: (A) Sports and games	40.9%					
. Activities you wish you could do more of: (A) Technology (video, photography, etc.)	34.1%					
. Activities you wish you could do more of: (A) Service-learning projects	4.5%					
24. In how many after school service-learning projects did you participate this year? (A) 0, (B) 1, (C) 2, (D) 3, (E) 4, (F) 5+	50.0%	23.8%	7.1%	0.0%	7.1%	11.9%
25. I feel close to this number of adults in the ASP: (A) 0, (B) 1, (C) 2, (D) 3, (E) 4, (F) 5+	35.0%	7.5%	10.0%	7.5%	5.0%	35.0%
26. I feel close to this number of students in the ASP: (A) 0, (B) 1, (C) 2, (D) 3, (E) 4, (F) 5+	11.9%	9.5%	9.5%	11.9%	11.9%	45.2%

Background Information

A. My gender: (A) Female, (B) Male, (C) Other	40.5%	59.5%	0.0%		
B. Number of years I have attended this ASP: (A) 1, (B) 2, (C) 3, (D) 4, (E) 5 or more	12.8%	74.4%	2.6%	0.0%	10.3%
C. Number of days a week I attend this ASP: (A) 1, (B) 2, (C) 3, (D) 4, (E) 5	0.0%	0.0%	20.5%	15.4%	64.1%
D. Why are you going to this ASP? (A) My parents want me to go.	47.7%				
. Why are you going to this ASP? (A) I do not want to go home and be alone.	11.4%				
. Why are you going to this ASP? (A) My friends go here.	29.5%				
. Why are you going to this ASP? (A) There are interesting things to do here.	20.5%				
. Why are you going to this ASP? (A) The school suggested I go.	2.3%				
. Why are you going to this ASP? (A) It is a safe place to be after school.	13.6%				
. Why are you going to this ASP? (A) To get help with my school work.	15.9%				
. Why are you going to this ASP? (A) I attended this after school program last year.	34.1%				
. Why are you going to this ASP? (A) Other or don't know.	4.5%				



SFUSD ASP Grades 7 & 10 Student Satisfaction Survey 2010

Carmichael ES Summary Report

Total 1 Respondents

RESPONSE PERCENT					MEAN
Strongly Agree - 4 -	Agree - 3 -	Disagree - 2 -	Strongly Disagree - 1 -	Don't Know	

Questions

Access and Equity

1. The after school staff cares about the success of all the students in my after school program.	100.0%	0.0%	0.0%	0.0%	0.0%	4.00
2. The students in my after school prgm are respectful of students who are different from them.	100.0%	0.0%	0.0%	0.0%	0.0%	4.00
3. My after school program values my home language and culture.	100.0%	0.0%	0.0%	0.0%	0.0%	4.00
4. The after school staff connects what I am learning to life outside of school.	100.0%	0.0%	0.0%	0.0%	0.0%	4.00
5. I am able to complete and get help with my homework in my after school program.	100.0%	0.0%	0.0%	0.0%	0.0%	4.00
6. I am given enough opportunities to help develop and lead activities in my program.	100.0%	0.0%	0.0%	0.0%	0.0%	4.00
7. There are enough materials to run the activities in my after school program.	100.0%	0.0%	0.0%	0.0%	0.0%	4.00
8. The after school program is a positive and safe place for learning.	100.0%	0.0%	0.0%	0.0%	0.0%	4.00
9. I feel safer in the after school program than during the regular school day.	100.0%	0.0%	0.0%	0.0%	0.0%	4.00

Student Achievement

10. The after school staff makes clear what they expect from me.	100.0%	0.0%	0.0%	0.0%	0.0%	4.00
11. The activities I participate in are engaging and challenging.	0.0%	100.0%	0.0%	0.0%	0.0%	3.00
12. The after school staff makes learning meaningful and joyful.	100.0%	0.0%	0.0%	0.0%	0.0%	4.00
13. My after school program includes daily activities that are fun and different from school.	100.0%	0.0%	0.0%	0.0%	0.0%	4.00
14. Participating in the after school program helps me do better during the regular school day.	100.0%	0.0%	0.0%	0.0%	0.0%	4.00
15. The after school staff uses computers and other technology to help me learn.	0.0%	100.0%	0.0%	0.0%	0.0%	3.00
16. I get to attend the activities in my after school that I am most interested in.	0.0%	0.0%	0.0%	0.0%	0.0%	
17. I often see my after school staff at school during the regular school day.	0.0%	0.0%	100.0%	0.0%	0.0%	2.00

Accountability

18. I have somebody at home who cares about me and supports me in my learning.	0.0%	0.0%	100.0%	0.0%	0.0%	2.00
19. The after school staff treats me and all other students with respect.	100.0%	0.0%	0.0%	0.0%	0.0%	4.00
20. I like my after school program and would recommend it to others.	100.0%	0.0%	0.0%	0.0%	0.0%	4.00
21. I believe that the after school staff is knowledgeable, competent, and well prepared.	100.0%	0.0%	0.0%	0.0%	0.0%	4.00

RESPONSE PERCENT

	-A-	-B-	-C-	-D-	-E-	-F-
22. Favorite activities: (A) Homework	0.0%					
. Favorite activities: (A) Arts activities (music, dance, art, etc.)	100.0%					
. Favorite activities: (A) Reading activities	0.0%					
. Favorite activities: (A) Writing activities	0.0%					
. Favorite activities: (A) Life skills (cooking, bike shop, etc.)	100.0%					
. Favorite activities: (A) Math or science	0.0%					
. Favorite activities: (A) Sports and games	100.0%					
. Favorite activities: (A) Technology (video, photography, etc.)	0.0%					
. Favorite activities: (A) Service-learning projects	0.0%					
23. Activities you wish you could do more of: (A) Homework	0.0%					
. Activities you wish you could do more of: (A) Arts activities (music, dance, art)	100.0%					
. Activities you wish you could do more of: (A) Reading activities	0.0%					
. Activities you wish you could do more of: (A) Writing activities	0.0%					
. Activities you wish you could do more of: (A) Life skills (cooking, bike shop, etc.)	0.0%					
. Activities you wish you could do more of: (A) Math or science	0.0%					
. Activities you wish you could do more of: (A) Sports and games	100.0%					
. Activities you wish you could do more of: (A) Technology (video, photography, etc.)	0.0%					
. Activities you wish you could do more of: (A) Service-learning projects	0.0%					
24. In how many after school service-learning projects did you participate this year? (A) 0, (B) 1, (C) 2, (D) 3, (E) 4, (F) 5+	100.0%	0.0%	0.0%	0.0%	0.0%	
25. I feel close to this number of adults in the ASP: (A) 0, (B) 1, (C) 2, (D) 3, (E) 4, (F) 5+	0.0%	100.0%	0.0%	0.0%	0.0%	
26. I feel close to this number of students in the ASP: (A) 0, (B) 1, (C) 2, (D) 3, (E) 4, (F) 5+	0.0%	100.0%	0.0%	0.0%	0.0%	

Background Information

A. My gender: (A) Female, (B) Male, (C) Other	100.0%	0.0%	0.0%			
B. Number of years I have attended this ASP: (A) 1, (B) 2, (C) 3, (D) 4, (E) 5 or more	0.0%	0.0%	0.0%	0.0%	100.0%	
C. Number of days a week I attend this ASP: (A) 1, (B) 2, (C) 3, (D) 4, (E) 5	0.0%	0.0%	0.0%	0.0%	100.0%	
D. Why are you going to this ASP? (A) My parents want me to go.	0.0%					
. Why are you going to this ASP? (A) I do not want to go home and be alone.	0.0%					
. Why are you going to this ASP? (A) My friends go here.	100.0%					
. Why are you going to this ASP? (A) There are interesting things to do here.	100.0%					
. Why are you going to this ASP? (A) The school suggested I go.	0.0%					
. Why are you going to this ASP? (A) It is a safe place to be after school.	0.0%					
. Why are you going to this ASP? (A) To get help with my school work.	0.0%					
. Why are you going to this ASP? (A) I attended this after school program last year.	100.0%					
. Why are you going to this ASP? (A) Other or don't know.	100.0%					



SFUSD ASP Grades 7 & 10 Student Satisfaction Survey 2010

Denman MS Summary Report

Total 21 Respondents

RESPONSE PERCENT						MEAN
Strongly Agree - 4 -	Agree - 3 -	Disagree - 2 -	Strongly Disagree - 1 -	Don't Know		

Questions

Access and Equity

1. The after school staff cares about the success of all the students in my after school program.	31.6%	63.2%	0.0%	0.0%	5.3%	3.33
2. The students in my after school prgm are respectful of students who are different from them.	5.6%	61.1%	22.2%	5.6%	5.6%	2.71
3. My after school program values my home language and culture.	26.3%	63.2%	5.3%	0.0%	5.3%	3.22
4. The after school staff connects what I am learning to life outside of school.	26.3%	42.1%	10.5%	0.0%	21.1%	3.20
5. I am able to complete and get help with my homework in my after school program.	30.0%	60.0%	10.0%	0.0%	0.0%	3.20
6. I am given enough opportunities to help develop and lead activities in my program.	20.0%	60.0%	15.0%	0.0%	5.0%	3.05
7. There are enough materials to run the activities in my after school program.	23.8%	61.9%	14.3%	0.0%	0.0%	3.10
8. The after school program is a positive and safe place for learning.	20.0%	70.0%	0.0%	5.0%	5.0%	3.11
9. I feel safer in the after school program than during the regular school day.	25.0%	40.0%	10.0%	0.0%	25.0%	3.20

Student Achievement

10. The after school staff makes clear what they expect from me.	40.0%	40.0%	0.0%	0.0%	20.0%	3.50
11. The activities I participate in are engaging and challenging.	35.0%	30.0%	25.0%	0.0%	10.0%	3.11
12. The after school staff makes learning meaningful and joyful.	26.3%	42.1%	21.1%	0.0%	10.5%	3.06
13. My after school program includes daily activities that are fun and different from school.	45.0%	35.0%	5.0%	0.0%	15.0%	3.47
14. Participating in the after school program helps me do better during the regular school day.	30.0%	30.0%	25.0%	0.0%	15.0%	3.06
15. The after school staff uses computers and other technology to help me learn.	40.0%	40.0%	10.0%	0.0%	10.0%	3.33
16. I get to attend the activities in my after school that I am most interested in.	55.0%	30.0%	0.0%	0.0%	15.0%	3.65
17. I often see my after school staff at school during the regular school day.	20.0%	50.0%	10.0%	0.0%	20.0%	3.13

Accountability

18. I have somebody at home who cares about me and supports me in my learning.	73.7%	15.8%	0.0%	0.0%	10.5%	3.82
19. The after school staff treats me and all other students with respect.	35.0%	50.0%	10.0%	0.0%	5.0%	3.26
20. I like my after school program and would recommend it to others.	55.0%	30.0%	0.0%	0.0%	15.0%	3.65
21. I believe that the after school staff is knowledgeable, competent, and well prepared.	40.0%	50.0%	5.0%	0.0%	5.0%	3.37

RESPONSE PERCENT

-A- -B- -C- -D- -E- -F-

22. Favorite activities: (A) Homework	28.6%					
. Favorite activities: (A) Arts activities (music, dance, art, etc.)	47.6%					
. Favorite activities: (A) Reading activities	4.8%					
. Favorite activities: (A) Writing activities	9.5%					
. Favorite activities: (A) Life skills (cooking, bike shop, etc.)	28.6%					
. Favorite activities: (A) Math or science	14.3%					
. Favorite activities: (A) Sports and games	57.1%					
. Favorite activities: (A) Technology (video, photography, etc.)	42.9%					
. Favorite activities: (A) Service-learning projects	0.0%					
23. Activities you wish you could do more of: (A) Homework	19.0%					
. Activities you wish you could do more of: (A) Arts activities (music, dance, art)	33.3%					
. Activities you wish you could do more of: (A) Reading activities	0.0%					
. Activities you wish you could do more of: (A) Writing activities	4.8%					
. Activities you wish you could do more of: (A) Life skills (cooking, bike shop, etc.)	42.9%					
. Activities you wish you could do more of: (A) Math or science	14.3%					
. Activities you wish you could do more of: (A) Sports and games	28.6%					
. Activities you wish you could do more of: (A) Technology (video, photography, etc.)	19.0%					
. Activities you wish you could do more of: (A) Service-learning projects	14.3%					
24. In how many after school service-learning projects did you participate this year? (A) 0, (B) 1, (C) 2, (D) 3, (E) 4, (F) 5+	30.0%	35.0%	5.0%	15.0%	5.0%	10.0%
25. I feel close to this number of adults in the ASP: (A) 0, (B) 1, (C) 2, (D) 3, (E) 4, (F) 5+	20.0%	10.0%	10.0%	5.0%	5.0%	50.0%
26. I feel close to this number of students in the ASP: (A) 0, (B) 1, (C) 2, (D) 3, (E) 4, (F) 5+	19.0%	4.8%	4.8%	9.5%	4.8%	57.1%

Background Information

A. My gender: (A) Female, (B) Male, (C) Other	57.9%	42.1%	0.0%		
B. Number of years I have attended this ASP: (A) 1, (B) 2, (C) 3, (D) 4, (E) 5 or more	50.0%	27.8%	16.7%	0.0%	5.6%
C. Number of days a week I attend this ASP: (A) 1, (B) 2, (C) 3, (D) 4, (E) 5	5.6%	5.6%	0.0%	33.3%	55.6%
D. Why are you going to this ASP? (A) My parents want me to go.	61.9%				
. Why are you going to this ASP? (A) I do not want to go home and be alone.	14.3%				
. Why are you going to this ASP? (A) My friends go here.	71.4%				
. Why are you going to this ASP? (A) There are interesting things to do here.	52.4%				
. Why are you going to this ASP? (A) The school suggested I go.	9.5%				
. Why are you going to this ASP? (A) It is a safe place to be after school.	14.3%				
. Why are you going to this ASP? (A) To get help with my school work.	23.8%				
. Why are you going to this ASP? (A) I attended this after school program last year.	28.6%				
. Why are you going to this ASP? (A) Other or don't know.	0.0%				



SFUSD ASP Grades 7 & 10 Student Satisfaction Survey 2010

Everett MS Summary Report

Total 13 Respondents

RESPONSE PERCENT

Strongly Agree	Agree	Disagree	Strongly Disagree	Don't Know	MEAN
- 4 -	- 3 -	- 2 -	- 1 -		

Questions

Access and Equity

1. The after school staff cares about the success of all the students in my after school program.	46.2%	38.5%	0.0%	15.4%	0.0%	3.15
2. The students in my after school prgm are respectful of students who are different from them.	16.7%	33.3%	16.7%	16.7%	16.7%	2.60
3. My after school program values my home language and culture.	53.8%	23.1%	7.7%	0.0%	15.4%	3.55
4. The after school staff connects what I am learning to life outside of school.	46.2%	38.5%	0.0%	7.7%	7.7%	3.33
5. I am able to complete and get help with my homework in my after school program.	61.5%	30.8%	7.7%	0.0%	0.0%	3.54
6. I am given enough opportunities to help develop and lead activities in my program.	38.5%	53.8%	7.7%	0.0%	0.0%	3.31
7. There are enough materials to run the activities in my after school program.	23.1%	53.8%	0.0%	15.4%	7.7%	2.92
8. The after school program is a positive and safe place for learning.	41.7%	50.0%	0.0%	8.3%	0.0%	3.25
9. I feel safer in the after school program than during the regular school day.	33.3%	41.7%	0.0%	8.3%	16.7%	3.20

Student Achievement

10. The after school staff makes clear what they expect from me.	50.0%	33.3%	0.0%	8.3%	8.3%	3.36
11. The activities I participate in are engaging and challenging.	38.5%	30.8%	15.4%	0.0%	15.4%	3.27
12. The after school staff makes learning meaningful and joyful.	53.8%	23.1%	0.0%	23.1%	0.0%	3.08
13. My after school program includes daily activities that are fun and different from school.	58.3%	33.3%	0.0%	0.0%	8.3%	3.64
14. Participating in the after school program helps me do better during the regular school day.	58.3%	25.0%	8.3%	8.3%	0.0%	3.33
15. The after school staff uses computers and other technology to help me learn.	46.2%	38.5%	0.0%	7.7%	7.7%	3.33
16. I get to attend the activities in my after school that I am most interested in.	61.5%	23.1%	7.7%	7.7%	0.0%	3.38
17. I often see my after school staff at school during the regular school day.	38.5%	38.5%	15.4%	0.0%	7.7%	3.25

Accountability

18. I have somebody at home who cares about me and supports me in my learning.	53.8%	23.1%	7.7%	7.7%	7.7%	3.33
19. The after school staff treats me and all other students with respect.	53.8%	30.8%	15.4%	0.0%	0.0%	3.38
20. I like my after school program and would recommend it to others.	50.0%	33.3%	8.3%	0.0%	8.3%	3.45
21. I believe that the after school staff is knowledgeable, competent, and well prepared.	61.5%	30.8%	7.7%	0.0%	0.0%	3.54

RESPONSE PERCENT

	-A-	-B-	-C-	-D-	-E-	-F-
22. Favorite activities: (A) Homework	15.4%					
. Favorite activities: (A) Arts activities (music, dance, art, etc.)	38.5%					
. Favorite activities: (A) Reading activities	15.4%					
. Favorite activities: (A) Writing activities	7.7%					
. Favorite activities: (A) Life skills (cooking, bike shop, etc.)	30.8%					
. Favorite activities: (A) Math or science	15.4%					
. Favorite activities: (A) Sports and games	69.2%					
. Favorite activities: (A) Technology (video, photography, etc.)	53.8%					
. Favorite activities: (A) Service-learning projects	0.0%					
23. Activities you wish you could do more of: (A) Homework	15.4%					
. Activities you wish you could do more of: (A) Arts activities (music, dance, art)	23.1%					
. Activities you wish you could do more of: (A) Reading activities	0.0%					
. Activities you wish you could do more of: (A) Writing activities	15.4%					
. Activities you wish you could do more of: (A) Life skills (cooking, bike shop, etc.)	46.2%					
. Activities you wish you could do more of: (A) Math or science	23.1%					
. Activities you wish you could do more of: (A) Sports and games	61.5%					
. Activities you wish you could do more of: (A) Technology (video, photography, etc.)	23.1%					
. Activities you wish you could do more of: (A) Service-learning projects	0.0%					
24. In how many after school service-learning projects did you participate this year? (A) 0, (B) 1, (C) 2, (D) 3, (E) 4, (F) 5+	33.3%	8.3%	41.7%	8.3%	0.0%	8.3%
25. I feel close to this number of adults in the ASP: (A) 0, (B) 1, (C) 2, (D) 3, (E) 4, (F) 5+	16.7%	8.3%	8.3%	8.3%	16.7%	41.7%
26. I feel close to this number of students in the ASP: (A) 0, (B) 1, (C) 2, (D) 3, (E) 4, (F) 5+	7.7%	0.0%	0.0%	15.4%	7.7%	69.2%

Background Information

A. My gender: (A) Female, (B) Male, (C) Other	38.5%	61.5%	0.0%		
B. Number of years I have attended this ASP: (A) 1, (B) 2, (C) 3, (D) 4, (E) 5 or more	61.5%	23.1%	0.0%	0.0%	15.4%
C. Number of days a week I attend this ASP: (A) 1, (B) 2, (C) 3, (D) 4, (E) 5	0.0%	0.0%	16.7%	0.0%	83.3%
D. Why are you going to this ASP? (A) My parents want me to go.	30.8%				
. Why are you going to this ASP? (A) I do not want to go home and be alone.	7.7%				
. Why are you going to this ASP? (A) My friends go here.	38.5%				
. Why are you going to this ASP? (A) There are interesting things to do here.	46.2%				
. Why are you going to this ASP? (A) The school suggested I go.	15.4%				
. Why are you going to this ASP? (A) It is a safe place to be after school.	38.5%				
. Why are you going to this ASP? (A) To get help with my school work.	46.2%				
. Why are you going to this ASP? (A) I attended this after school program last year.	7.7%				
. Why are you going to this ASP? (A) Other or don't know.	7.7%				



SFUSD ASP Grades 7 & 10 Student Satisfaction Survey 2010

Francisco MS Summary Report

Total 35 Respondents

RESPONSE PERCENT

Strongly Agree	Agree	Disagree	Strongly Disagree	Don't Know	MEAN
- 4 -	- 3 -	- 2 -	- 1 -		

Questions

Access and Equity

1. The after school staff cares about the success of all the students in my after school program.	17.6%	58.8%	17.6%	0.0%	5.9%	3.00
2. The students in my after school prgm are respectful of students who are different from them.	12.1%	60.6%	15.2%	6.1%	6.1%	2.84
3. My after school program values my home language and culture.	36.4%	48.5%	3.0%	6.1%	6.1%	3.23
4. The after school staff connects what I am learning to life outside of school.	36.4%	45.5%	12.1%	3.0%	3.0%	3.19
5. I am able to complete and get help with my homework in my after school program.	42.9%	51.4%	0.0%	0.0%	5.7%	3.45
6. I am given enough opportunities to help develop and lead activities in my program.	35.3%	41.2%	5.9%	5.9%	11.8%	3.20
7. There are enough materials to run the activities in my after school program.	33.3%	48.5%	12.1%	0.0%	6.1%	3.23
8. The after school program is a positive and safe place for learning.	30.3%	51.5%	9.1%	3.0%	6.1%	3.16
9. I feel safer in the after school program than during the regular school day.	28.1%	53.1%	6.3%	6.3%	6.3%	3.10

Student Achievement

10. The after school staff makes clear what they expect from me.	23.5%	50.0%	2.9%	5.9%	17.6%	3.11
11. The activities I participate in are engaging and challenging.	9.4%	68.8%	12.5%	0.0%	9.4%	2.97
12. The after school staff makes learning meaningful and joyful.	21.2%	54.5%	15.2%	0.0%	9.1%	3.07
13. My after school program includes daily activities that are fun and different from school.	39.4%	42.4%	9.1%	0.0%	9.1%	3.33
14. Participating in the after school program helps me do better during the regular school day.	24.2%	51.5%	12.1%	0.0%	12.1%	3.14
15. The after school staff uses computers and other technology to help me learn.	40.6%	34.4%	15.6%	3.1%	6.3%	3.20
16. I get to attend the activities in my after school that I am most interested in.	30.3%	51.5%	9.1%	6.1%	3.0%	3.09
17. I often see my after school staff at school during the regular school day.	25.8%	58.1%	0.0%	3.2%	12.9%	3.22

Accountability


18. I have somebody at home who cares about me and supports me in my learning.	46.9%	34.4%	0.0%	6.3%	12.5%	3.39
19. The after school staff treats me and all other students with respect.	31.3%	50.0%	12.5%	3.1%	3.1%	3.13
20. I like my after school program and would recommend it to others.	32.3%	54.8%	6.5%	0.0%	6.5%	3.28
21. I believe that the after school staff is knowledgeable, competent, and well prepared.	34.4%	46.9%	9.4%	6.3%	3.1%	3.13

RESPONSE PERCENT

	-A-	-B-	-C-	-D-	-E-	-F-
22. Favorite activities: (A) Homework						
. Favorite activities: (A) Arts activities (music, dance, art, etc.)	28.6%					
. Favorite activities: (A) Reading activities	20.0%					
. Favorite activities: (A) Writing activities	5.7%					
. Favorite activities: (A) Life skills (cooking, bike shop, etc.)	2.9%					
. Favorite activities: (A) Math or science	45.7%					
. Favorite activities: (A) Sports and games	2.9%					
. Favorite activities: (A) Technology (video, photography, etc.)	51.4%					
. Favorite activities: (A) Service-learning projects	22.9%					
. Favorite activities: (A) Service-learning projects	2.9%					
23. Activities you wish you could do more of: (A) Homework	22.9%					
. Activities you wish you could do more of: (A) Arts activities (music, dance, art)	17.1%					
. Activities you wish you could do more of: (A) Reading activities	5.7%					
. Activities you wish you could do more of: (A) Writing activities	2.9%					
. Activities you wish you could do more of: (A) Life skills (cooking, bike shop, etc.)	22.9%					
. Activities you wish you could do more of: (A) Math or science	11.4%					
. Activities you wish you could do more of: (A) Sports and games	28.6%					
. Activities you wish you could do more of: (A) Technology (video, photography, etc.)	34.3%					
. Activities you wish you could do more of: (A) Service-learning projects	11.4%					
24. In how many after school service-learning projects did you participate this year? (A) 0, (B) 1, (C) 2, (D) 3, (E) 4, (F) 5+	6.7%	36.7%	36.7%	10.0%	0.0%	10.0%
25. I feel close to this number of adults in the ASP: (A) 0, (B) 1, (C) 2, (D) 3, (E) 4, (F) 5+	9.7%	3.2%	32.3%	12.9%	12.9%	29.0%
26. I feel close to this number of students in the ASP: (A) 0, (B) 1, (C) 2, (D) 3, (E) 4, (F) 5+	0.0%	3.3%	26.7%	20.0%	10.0%	40.0%

Background Information

A. My gender: (A) Female, (B) Male, (C) Other	46.7%	50.0%	3.3%		
B. Number of years I have attended this ASP: (A) 1, (B) 2, (C) 3, (D) 4, (E) 5 or more	73.1%	19.2%	3.8%	3.8%	0.0%
C. Number of days a week I attend this ASP: (A) 1, (B) 2, (C) 3, (D) 4, (E) 5	4.2%	0.0%	20.8%	0.0%	75.0%
D. Why are you going to this ASP? (A) My parents want me to go.	37.1%				
. Why are you going to this ASP? (A) I do not want to go home and be alone.	14.3%				
. Why are you going to this ASP? (A) My friends go here.	28.6%				
. Why are you going to this ASP? (A) There are interesting things to do here.	28.6%				
. Why are you going to this ASP? (A) The school suggested I go.	5.7%				
. Why are you going to this ASP? (A) It is a safe place to be after school.	14.3%				
. Why are you going to this ASP? (A) To get help with my school work.	28.6%				
. Why are you going to this ASP? (A) I attended this after school program last year.	11.4%				
. Why are you going to this ASP? (A) Other or don't know.	11.4%				



SFUSD ASP Grades 7 & 10 Student Satisfaction Survey 2010

Giannini MS Summary Report

Total 55 Respondents

RESPONSE PERCENT

Strongly Agree	Agree	Disagree	Strongly Disagree	Don't Know	MEAN
- 4 -	- 3 -	- 2 -	- 1 -		

Questions

Access and Equity

1. The after school staff cares about the success of all the students in my after school program.	23.6%	54.5%	12.7%	1.8%	7.3%	3.08
2. The students in my after school prgm are respectful of students who are different from them.	10.9%	65.5%	16.4%	3.6%	3.6%	2.87
3. My after school program values my home language and culture.	14.5%	63.6%	3.6%	5.5%	12.7%	3.00
4. The after school staff connects what I am learning to life outside of school.	20.0%	45.5%	10.9%	7.3%	16.4%	2.93
5. I am able to complete and get help with my homework in my after school program.	33.3%	46.3%	11.1%	0.0%	9.3%	3.24
6. I am given enough opportunities to help develop and lead activities in my program.	16.4%	58.2%	9.1%	5.5%	10.9%	2.96
7. There are enough materials to run the activities in my after school program.	11.3%	60.4%	13.2%	7.5%	7.5%	2.82
8. The after school program is a positive and safe place for learning.	32.7%	50.9%	1.8%	9.1%	5.5%	3.13
9. I feel safer in the after school program than during the regular school day.	20.4%	46.3%	11.1%	7.4%	14.8%	2.93

Student Achievement

10. The after school staff makes clear what they expect from me.	18.5%	55.6%	11.1%	7.4%	7.4%	2.92
11. The activities I participate in are engaging and challenging.	11.1%	59.3%	18.5%	3.7%	7.4%	2.84
12. The after school staff makes learning meaningful and joyful.	14.8%	59.3%	9.3%	7.4%	9.3%	2.90
13. My after school program includes daily activities that are fun and different from school.	18.2%	56.4%	9.1%	9.1%	7.3%	2.90
14. Participating in the after school program helps me do better during the regular school day.	20.4%	44.4%	14.8%	7.4%	13.0%	2.89
15. The after school staff uses computers and other technology to help me learn.	25.5%	41.8%	21.8%	7.3%	3.6%	2.89
16. I get to attend the activities in my after school that I am most interested in.	21.8%	60.0%	10.9%	3.6%	3.6%	3.04
17. I often see my after school staff at school during the regular school day.	16.7%	48.1%	20.4%	7.4%	7.4%	2.80

Accountability


18. I have somebody at home who cares about me and supports me in my learning.	42.6%	50.0%	3.7%	0.0%	3.7%	3.40
19. The after school staff treats me and all other students with respect.	27.3%	56.4%	3.6%	5.5%	7.3%	3.14
20. I like my after school program and would recommend it to others.	18.2%	63.6%	3.6%	5.5%	9.1%	3.04
21. I believe that the after school staff is knowledgeable, competent, and well prepared.	18.2%	56.4%	3.6%	1.8%	20.0%	3.14

RESPONSE PERCENT

	-A-	-B-	-C-	-D-	-E-	-F-
22. Favorite activities: (A) Homework	54.5%					
. Favorite activities: (A) Arts activities (music, dance, art, etc.)	29.1%					
. Favorite activities: (A) Reading activities	5.5%					
. Favorite activities: (A) Writing activities	3.6%					
. Favorite activities: (A) Life skills (cooking, bike shop, etc.)	36.4%					
. Favorite activities: (A) Math or science	10.9%					
. Favorite activities: (A) Sports and games	72.7%					
. Favorite activities: (A) Technology (video, photography, etc.)	47.3%					
. Favorite activities: (A) Service-learning projects	3.6%					
23. Activities you wish you could do more of: (A) Homework	38.2%					
. Activities you wish you could do more of: (A) Arts activities (music, dance, art)	29.1%					
. Activities you wish you could do more of: (A) Reading activities	1.8%					
. Activities you wish you could do more of: (A) Writing activities	5.5%					
. Activities you wish you could do more of: (A) Life skills (cooking, bike shop, etc.)	30.9%					
. Activities you wish you could do more of: (A) Math or science	5.5%					
. Activities you wish you could do more of: (A) Sports and games	54.5%					
. Activities you wish you could do more of: (A) Technology (video, photography, etc.)	43.6%					
. Activities you wish you could do more of: (A) Service-learning projects	1.8%					
24. In how many after school service-learning projects did you participate this year? (A) 0, (B) 1, (C) 2, (D) 3, (E) 4, (F) 5+	44.4%	27.8%	13.0%	11.1%	1.9%	1.9%
25. I feel close to this number of adults in the ASP: (A) 0, (B) 1, (C) 2, (D) 3, (E) 4, (F) 5+	18.2%	14.5%	14.5%	21.8%	9.1%	21.8%
26. I feel close to this number of students in the ASP: (A) 0, (B) 1, (C) 2, (D) 3, (E) 4, (F) 5+	12.7%	0.0%	5.5%	5.5%	0.0%	76.4%

Background Information

A. My gender: (A) Female, (B) Male, (C) Other	36.4%	60.0%	3.6%		
B. Number of years I have attended this ASP: (A) 1, (B) 2, (C) 3, (D) 4, (E) 5 or more	13.2%	83.0%	3.8%	0.0%	0.0%
C. Number of days a week I attend this ASP: (A) 1, (B) 2, (C) 3, (D) 4, (E) 5	3.8%	1.9%	3.8%	17.0%	73.6%
D. Why are you going to this ASP? (A) My parents want me to go.	56.4%				
. Why are you going to this ASP? (A) I do not want to go home and be alone.	25.5%				
. Why are you going to this ASP? (A) My friends go here.	40.0%				
. Why are you going to this ASP? (A) There are interesting things to do here.	16.4%				
. Why are you going to this ASP? (A) The school suggested I go.	1.8%				
. Why are you going to this ASP? (A) It is a safe place to be after school.	27.3%				
. Why are you going to this ASP? (A) To get help with my school work.	14.5%				
. Why are you going to this ASP? (A) I attended this after school program last year.	41.8%				
. Why are you going to this ASP? (A) Other or don't know.	7.3%				



SFUSD ASP Grades 7 & 10 Student Satisfaction Survey 2010

Hoover MS Summary Report

Total 37 Respondents

RESPONSE PERCENT

Strongly Agree	Agree	Disagree	Strongly Disagree	Don't Know	MEAN
- 4 -	- 3 -	- 2 -	- 1 -		

Questions

Access and Equity

1. The after school staff cares about the success of all the students in my after school program.	29.7%	35.1%	16.2%	5.4%	13.5%	3.03
2. The students in my after school prgm are respectful of students who are different from them.	8.1%	27.0%	35.1%	18.9%	10.8%	2.27
3. My after school program values my home language and culture.	13.5%	40.5%	24.3%	5.4%	16.2%	2.74
4. The after school staff connects what I am learning to life outside of school.	13.9%	22.2%	19.4%	13.9%	30.6%	2.52
5. I am able to complete and get help with my homework in my after school program.	27.8%	47.2%	11.1%	5.6%	8.3%	3.06
6. I am given enough opportunities to help develop and lead activities in my program.	10.8%	40.5%	18.9%	24.3%	5.4%	2.40
7. There are enough materials to run the activities in my after school program.	24.3%	37.8%	24.3%	5.4%	8.1%	2.88
8. The after school program is a positive and safe place for learning.	29.7%	37.8%	18.9%	5.4%	8.1%	3.00
9. I feel safer in the after school program than during the regular school day.	16.2%	24.3%	27.0%	18.9%	13.5%	2.44

Student Achievement

10. The after school staff makes clear what they expect from me.	21.6%	37.8%	13.5%	10.8%	16.2%	2.84
11. The activities I participate in are engaging and challenging.	5.6%	38.9%	27.8%	8.3%	19.4%	2.52
12. The after school staff makes learning meaningful and joyful.	16.2%	24.3%	13.5%	21.6%	24.3%	2.46
13. My after school program includes daily activities that are fun and different from school.	24.3%	37.8%	13.5%	8.1%	16.2%	2.94
14. Participating in the after school program helps me do better during the regular school day.	8.6%	22.9%	20.0%	25.7%	22.9%	2.19
15. The after school staff uses computers and other technology to help me learn.	2.8%	16.7%	22.2%	38.9%	19.4%	1.79
16. I get to attend the activities in my after school that I am most interested in.	2.7%	48.6%	27.0%	13.5%	8.1%	2.44
17. I often see my after school staff at school during the regular school day.	16.7%	36.1%	25.0%	13.9%	8.3%	2.61

Accountability

18. I have somebody at home who cares about me and supports me in my learning.	73.0%	21.6%	2.7%	2.7%	0.0%	3.65
19. The after school staff treats me and all other students with respect.	24.3%	45.9%	16.2%	13.5%	0.0%	2.81
20. I like my after school program and would recommend it to others.	18.9%	29.7%	16.2%	18.9%	16.2%	2.58
21. I believe that the after school staff is knowledgeable, competent, and well prepared.	16.2%	48.6%	10.8%	13.5%	10.8%	2.76

RESPONSE PERCENT

	-A-	-B-	-C-	-D-	-E-	-F-
22. Favorite activities: (A) Homework						13.5%
. Favorite activities: (A) Arts activities (music, dance, art, etc.)						32.4%
. Favorite activities: (A) Reading activities						8.1%
. Favorite activities: (A) Writing activities						0.0%
. Favorite activities: (A) Life skills (cooking, bike shop, etc.)						40.5%
. Favorite activities: (A) Math or science						5.4%
. Favorite activities: (A) Sports and games						56.8%
. Favorite activities: (A) Technology (video, photography, etc.)						37.8%
. Favorite activities: (A) Service-learning projects						2.7%
23. Activities you wish you could do more of: (A) Homework						5.4%
. Activities you wish you could do more of: (A) Arts activities (music, dance, art)						18.9%
. Activities you wish you could do more of: (A) Reading activities						0.0%
. Activities you wish you could do more of: (A) Writing activities						2.7%
. Activities you wish you could do more of: (A) Life skills (cooking, bike shop, etc.)						37.8%
. Activities you wish you could do more of: (A) Math or science						0.0%
. Activities you wish you could do more of: (A) Sports and games						54.1%
. Activities you wish you could do more of: (A) Technology (video, photography, etc.)						35.1%
. Activities you wish you could do more of: (A) Service-learning projects						5.4%
24. In how many after school service-learning projects did you participate this year? (A) 0, (B) 1, (C) 2, (D) 3, (E) 4, (F) 5+	47.1%	20.6%	11.8%	11.8%	2.9%	5.9%
25. I feel close to this number of adults in the ASP: (A) 0, (B) 1, (C) 2, (D) 3, (E) 4, (F) 5+	20.0%	14.3%	17.1%	20.0%	8.6%	20.0%
26. I feel close to this number of students in the ASP: (A) 0, (B) 1, (C) 2, (D) 3, (E) 4, (F) 5+	8.3%	0.0%	2.8%	8.3%	11.1%	69.4%

Background Information

A. My gender: (A) Female, (B) Male, (C) Other	25.0%	72.2%	2.8%		
B. Number of years I have attended this ASP: (A) 1, (B) 2, (C) 3, (D) 4, (E) 5 or more	14.7%	79.4%	2.9%	0.0%	2.9%
C. Number of days a week I attend this ASP: (A) 1, (B) 2, (C) 3, (D) 4, (E) 5	0.0%	0.0%	21.2%	33.3%	45.5%
D. Why are you going to this ASP? (A) My parents want me to go.	73.0%				
. Why are you going to this ASP? (A) I do not want to go home and be alone.	5.4%				
. Why are you going to this ASP? (A) My friends go here.	27.0%				
. Why are you going to this ASP? (A) There are interesting things to do here.	18.9%				
. Why are you going to this ASP? (A) The school suggested I go.	0.0%				
. Why are you going to this ASP? (A) It is a safe place to be after school.	10.8%				
. Why are you going to this ASP? (A) To get help with my school work.	13.5%				
. Why are you going to this ASP? (A) I attended this after school program last year.	32.4%				
. Why are you going to this ASP? (A) Other or don't know.	13.5%				



SFUSD ASP Grades 7 & 10 Student Satisfaction Survey 2010

King MS Summary Report

Total 30 Respondents

RESPONSE PERCENT

Strongly Agree	Agree	Disagree	Strongly Disagree	Don't Know	MEAN
- 4 -	- 3 -	- 2 -	- 1 -		

Questions

Access and Equity

1. The after school staff cares about the success of all the students in my after school program.	33.3%	40.7%	14.8%	0.0%	11.1%	3.21
2. The students in my after school prgm are respectful of students who are different from them.	21.4%	46.4%	21.4%	7.1%	3.6%	2.85
3. My after school program values my home language and culture.	17.9%	53.6%	3.6%	3.6%	21.4%	3.09
4. The after school staff connects what I am learning to life outside of school.	22.2%	37.0%	29.6%	0.0%	11.1%	2.92
5. I am able to complete and get help with my homework in my after school program.	22.2%	48.1%	11.1%	7.4%	11.1%	2.96
6. I am given enough opportunities to help develop and lead activities in my program.	25.0%	50.0%	3.6%	0.0%	21.4%	3.27
7. There are enough materials to run the activities in my after school program.	17.9%	50.0%	21.4%	3.6%	7.1%	2.88
8. The after school program is a positive and safe place for learning.	32.1%	39.3%	10.7%	10.7%	7.1%	3.00
9. I feel safer in the after school program than during the regular school day.	28.6%	32.1%	17.9%	10.7%	10.7%	2.88

Student Achievement

10. The after school staff makes clear what they expect from me.	17.9%	67.9%	7.1%	3.6%	3.6%	3.04
11. The activities I participate in are engaging and challenging.	14.3%	50.0%	17.9%	7.1%	10.7%	2.80
12. The after school staff makes learning meaningful and joyful.	21.4%	42.9%	7.1%	17.9%	10.7%	2.76
13. My after school program includes daily activities that are fun and different from school.	39.3%	35.7%	10.7%	3.6%	10.7%	3.24
14. Participating in the after school program helps me do better during the regular school day.	14.3%	42.9%	21.4%	7.1%	14.3%	2.75
15. The after school staff uses computers and other technology to help me learn.	32.1%	35.7%	3.6%	10.7%	17.9%	3.09
16. I get to attend the activities in my after school that I am most interested in.	39.3%	32.1%	14.3%	0.0%	14.3%	3.29
17. I often see my after school staff at school during the regular school day.	46.4%	35.7%	0.0%	0.0%	17.9%	3.57

Accountability

18. I have somebody at home who cares about me and supports me in my learning.	35.7%	50.0%	10.7%	0.0%	3.6%	3.26
19. The after school staff treats me and all other students with respect.	50.0%	25.0%	7.1%	7.1%	10.7%	3.32
20. I like my after school program and would recommend it to others.	42.9%	35.7%	10.7%	7.1%	3.6%	3.19
21. I believe that the after school staff is knowledgeable, competent, and well prepared.	32.1%	39.3%	14.3%	3.6%	10.7%	3.12

RESPONSE PERCENT

	-A-	-B-	-C-	-D-	-E-	-F-
22. Favorite activities: (A) Homework						30.0%
. Favorite activities: (A) Arts activities (music, dance, art, etc.)						33.3%
. Favorite activities: (A) Reading activities						6.7%
. Favorite activities: (A) Writing activities						13.3%
. Favorite activities: (A) Life skills (cooking, bike shop, etc.)						46.7%
. Favorite activities: (A) Math or science						10.0%
. Favorite activities: (A) Sports and games						60.0%
. Favorite activities: (A) Technology (video, photography, etc.)						30.0%
. Favorite activities: (A) Service-learning projects						0.0%
23. Activities you wish you could do more of: (A) Homework						13.3%
. Activities you wish you could do more of: (A) Arts activities (music, dance, art)						20.0%
. Activities you wish you could do more of: (A) Reading activities						6.7%
. Activities you wish you could do more of: (A) Writing activities						10.0%
. Activities you wish you could do more of: (A) Life skills (cooking, bike shop, etc.)						43.3%
. Activities you wish you could do more of: (A) Math or science						13.3%
. Activities you wish you could do more of: (A) Sports and games						36.7%
. Activities you wish you could do more of: (A) Technology (video, photography, etc.)						33.3%
. Activities you wish you could do more of: (A) Service-learning projects						10.0%
24. In how many after school service-learning projects did you participate this year? (A) 0, (B) 1, (C) 2, (D) 3, (E) 4, (F) 5+	10.3%	10.3%	13.8%	6.9%	6.9%	51.7%
25. I feel close to this number of adults in the ASP: (A) 0, (B) 1, (C) 2, (D) 3, (E) 4, (F) 5+	17.2%	10.3%	0.0%	3.4%	3.4%	65.5%
26. I feel close to this number of students in the ASP: (A) 0, (B) 1, (C) 2, (D) 3, (E) 4, (F) 5+	6.7%	6.7%	0.0%	6.7%	0.0%	80.0%

Background Information

A. My gender: (A) Female, (B) Male, (C) Other	53.3%	43.3%	3.3%		
B. Number of years I have attended this ASP: (A) 1, (B) 2, (C) 3, (D) 4, (E) 5 or more	57.1%	39.3%	3.6%	0.0%	0.0%
C. Number of days a week I attend this ASP: (A) 1, (B) 2, (C) 3, (D) 4, (E) 5	4.0%	0.0%	4.0%	12.0%	80.0%
D. Why are you going to this ASP? (A) My parents want me to go.	33.3%				
. Why are you going to this ASP? (A) I do not want to go home and be alone.	6.7%				
. Why are you going to this ASP? (A) My friends go here.	36.7%				
. Why are you going to this ASP? (A) There are interesting things to do here.	46.7%				
. Why are you going to this ASP? (A) The school suggested I go.	6.7%				
. Why are you going to this ASP? (A) It is a safe place to be after school.	10.0%				
. Why are you going to this ASP? (A) To get help with my school work.	20.0%				
. Why are you going to this ASP? (A) I attended this after school program last year.	6.7%				
. Why are you going to this ASP? (A) Other or don't know.	13.3%				



SFUSD ASP Grades 7 & 10 Student Satisfaction Survey 2010

Lilienthal Alt K8 Summary Report

Total 4 Respondents

RESPONSE PERCENT					MEAN
Strongly Agree - 4 -	Agree - 3 -	Disagree - 2 -	Strongly Disagree - 1 -	Don't Know	

Questions

Access and Equity

1. The after school staff cares about the success of all the students in my after school program.	50.0%	0.0%	0.0%	25.0%	25.0%	3.00
2. The students in my after school prgm are respectful of students who are different from them.	25.0%	25.0%	50.0%	0.0%	0.0%	2.75
3. My after school program values my home language and culture.	25.0%	50.0%	25.0%	0.0%	0.0%	3.00
4. The after school staff connects what I am learning to life outside of school.	50.0%	0.0%	50.0%	0.0%	0.0%	3.00
5. I am able to complete and get help with my homework in my after school program.	33.3%	66.7%	0.0%	0.0%	0.0%	3.33
6. I am given enough opportunities to help develop and lead activities in my program.	25.0%	25.0%	25.0%	25.0%	0.0%	2.50
7. There are enough materials to run the activities in my after school program.	33.3%	66.7%	0.0%	0.0%	0.0%	3.33
8. The after school program is a positive and safe place for learning.	25.0%	50.0%	25.0%	0.0%	0.0%	3.00
9. I feel safer in the after school program than during the regular school day.	25.0%	25.0%	25.0%	25.0%	0.0%	2.50

Student Achievement

10. The after school staff makes clear what they expect from me.	0.0%	25.0%	50.0%	0.0%	25.0%	2.33
11. The activities I participate in are engaging and challenging.	0.0%	0.0%	50.0%	50.0%	0.0%	1.50
12. The after school staff makes learning meaningful and joyful.	0.0%	25.0%	25.0%	50.0%	0.0%	1.75
13. My after school program includes daily activities that are fun and different from school.	0.0%	25.0%	50.0%	25.0%	0.0%	2.00
14. Participating in the after school program helps me do better during the regular school day.	0.0%	25.0%	75.0%	0.0%	0.0%	2.25
15. The after school staff uses computers and other technology to help me learn.	0.0%	25.0%	75.0%	0.0%	0.0%	2.25
16. I get to attend the activities in my after school that I am most interested in.	0.0%	50.0%	50.0%	0.0%	0.0%	2.50
17. I often see my after school staff at school during the regular school day.	0.0%	66.7%	33.3%	0.0%	0.0%	2.67

Accountability

18. I have somebody at home who cares about me and supports me in my learning.	50.0%	50.0%	0.0%	0.0%	0.0%	3.50
19. The after school staff treats me and all other students with respect.	25.0%	25.0%	25.0%	0.0%	25.0%	3.00
20. I like my after school program and would recommend it to others.	0.0%	75.0%	0.0%	0.0%	25.0%	3.00
21. I believe that the after school staff is knowledgeable, competent, and well prepared.	0.0%	75.0%	25.0%	0.0%	0.0%	2.75

RESPONSE PERCENT

	-A-	-B-	-C-	-D-	-E-	-F-
22. Favorite activities: (A) Homework	75.0%					
. Favorite activities: (A) Arts activities (music, dance, art, etc.)	25.0%					
. Favorite activities: (A) Reading activities	0.0%					
. Favorite activities: (A) Writing activities	0.0%					
. Favorite activities: (A) Life skills (cooking, bike shop, etc.)	50.0%					
. Favorite activities: (A) Math or science	0.0%					
. Favorite activities: (A) Sports and games	25.0%					
. Favorite activities: (A) Technology (video, photography, etc.)	50.0%					
. Favorite activities: (A) Service-learning projects	0.0%					
23. Activities you wish you could do more of: (A) Homework	0.0%					
. Activities you wish you could do more of: (A) Arts activities (music, dance, art)	25.0%					
. Activities you wish you could do more of: (A) Reading activities	0.0%					
. Activities you wish you could do more of: (A) Writing activities	0.0%					
. Activities you wish you could do more of: (A) Life skills (cooking, bike shop, etc.)	25.0%					
. Activities you wish you could do more of: (A) Math or science	0.0%					
. Activities you wish you could do more of: (A) Sports and games	0.0%					
. Activities you wish you could do more of: (A) Technology (video, photography, etc.)	75.0%					
. Activities you wish you could do more of: (A) Service-learning projects	0.0%					
24. In how many after school service-learning projects did you participate this year? (A) 0, (B) 1, (C) 2, (D) 3, (E) 4, (F) 5+	25.0%	75.0%	0.0%	0.0%	0.0%	
25. I feel close to this number of adults in the ASP: (A) 0, (B) 1, (C) 2, (D) 3, (E) 4, (F) 5+	50.0%	25.0%	25.0%	0.0%	0.0%	
26. I feel close to this number of students in the ASP: (A) 0, (B) 1, (C) 2, (D) 3, (E) 4, (F) 5+	25.0%	0.0%	25.0%	0.0%	0.0%	50.0%

Background Information

A. My gender: (A) Female, (B) Male, (C) Other	50.0%	50.0%	0.0%		
B. Number of years I have attended this ASP: (A) 1, (B) 2, (C) 3, (D) 4, (E) 5 or more	0.0%	0.0%	0.0%	25.0%	75.0%
C. Number of days a week I attend this ASP: (A) 1, (B) 2, (C) 3, (D) 4, (E) 5	0.0%	0.0%	25.0%	0.0%	75.0%
D. Why are you going to this ASP? (A) My parents want me to go.	50.0%				
. Why are you going to this ASP? (A) I do not want to go home and be alone.	0.0%				
. Why are you going to this ASP? (A) My friends go here.	0.0%				
. Why are you going to this ASP? (A) There are interesting things to do here.	0.0%				
. Why are you going to this ASP? (A) The school suggested I go.	0.0%				
. Why are you going to this ASP? (A) It is a safe place to be after school.	0.0%				
. Why are you going to this ASP? (A) To get help with my school work.	0.0%				
. Why are you going to this ASP? (A) I attended this after school program last year.	25.0%				
. Why are you going to this ASP? (A) Other or don't know.	50.0%				



SFUSD ASP Grades 7 & 10 Student Satisfaction Survey 2010

Mann MS Summary Report

Total 8 Respondents

RESPONSE PERCENT					MEAN
Strongly Agree	Agree	Disagree	Strongly Disagree	Don't Know	
- 4 -	- 3 -	- 2 -	- 1 -		

Questions

Access and Equity

1. The after school staff cares about the success of all the students in my after school program.	0.0%	71.4%	0.0%	14.3%	14.3%	2.67
2. The students in my after school prgm are respectful of students who are different from them.	0.0%	83.3%	0.0%	16.7%	0.0%	2.67
3. My after school program values my home language and culture.	14.3%	28.6%	0.0%	0.0%	57.1%	3.33
4. The after school staff connects what I am learning to life outside of school.	14.3%	57.1%	14.3%	0.0%	14.3%	3.00
5. I am able to complete and get help with my homework in my after school program.	0.0%	33.3%	66.7%	0.0%	0.0%	2.33
6. I am given enough opportunities to help develop and lead activities in my program.	0.0%	28.6%	14.3%	14.3%	42.9%	2.25
7. There are enough materials to run the activities in my after school program.	14.3%	71.4%	0.0%	0.0%	14.3%	3.17
8. The after school program is a positive and safe place for learning.	16.7%	83.3%	0.0%	0.0%	0.0%	3.17
9. I feel safer in the after school program than during the regular school day.	0.0%	14.3%	0.0%	14.3%	71.4%	2.00

Student Achievement

10. The after school staff makes clear what they expect from me.	28.6%	42.9%	14.3%	0.0%	14.3%	3.17
11. The activities I participate in are engaging and challenging.	33.3%	33.3%	0.0%	0.0%	33.3%	3.50
12. The after school staff makes learning meaningful and joyful.	0.0%	71.4%	14.3%	0.0%	14.3%	2.83
13. My after school program includes daily activities that are fun and different from school.	0.0%	71.4%	14.3%	0.0%	14.3%	2.83
14. Participating in the after school program helps me do better during the regular school day.	14.3%	28.6%	0.0%	0.0%	57.1%	3.33
15. The after school staff uses computers and other technology to help me learn.	0.0%	0.0%	71.4%	0.0%	28.6%	2.00
16. I get to attend the activities in my after school that I am most interested in.	42.9%	14.3%	28.6%	0.0%	14.3%	3.17
17. I often see my after school staff at school during the regular school day.	0.0%	14.3%	57.1%	14.3%	14.3%	2.00

Accountability

18. I have somebody at home who cares about me and supports me in my learning.	42.9%	28.6%	14.3%	0.0%	14.3%	3.33
19. The after school staff treats me and all other students with respect.	14.3%	71.4%	0.0%	0.0%	14.3%	3.17
20. I like my after school program and would recommend it to others.	42.9%	14.3%	14.3%	0.0%	28.6%	3.40
21. I believe that the after school staff is knowledgeable, competent, and well prepared.	28.6%	42.9%	14.3%	0.0%	14.3%	3.17

RESPONSE PERCENT

	-A-	-B-	-C-	-D-	-E-	-F-
22. Favorite activities: (A) Homework	0.0%					
. Favorite activities: (A) Arts activities (music, dance, art, etc.)	50.0%					
. Favorite activities: (A) Reading activities	0.0%					
. Favorite activities: (A) Writing activities	0.0%					
. Favorite activities: (A) Life skills (cooking, bike shop, etc.)	37.5%					
. Favorite activities: (A) Math or science	0.0%					
. Favorite activities: (A) Sports and games	62.5%					
. Favorite activities: (A) Technology (video, photography, etc.)	12.5%					
. Favorite activities: (A) Service-learning projects	0.0%					
23. Activities you wish you could do more of: (A) Homework	12.5%					
. Activities you wish you could do more of: (A) Arts activities (music, dance, art)	50.0%					
. Activities you wish you could do more of: (A) Reading activities	0.0%					
. Activities you wish you could do more of: (A) Writing activities	12.5%					
. Activities you wish you could do more of: (A) Life skills (cooking, bike shop, etc.)	25.0%					
. Activities you wish you could do more of: (A) Math or science	0.0%					
. Activities you wish you could do more of: (A) Sports and games	62.5%					
. Activities you wish you could do more of: (A) Technology (video, photography, etc.)	25.0%					
. Activities you wish you could do more of: (A) Service-learning projects	0.0%					
24. In how many after school service-learning projects did you participate this year? (A) 0, (B) 1, (C) 2, (D) 3, (E) 4, (F) 5+	42.9%	42.9%	14.3%	0.0%	0.0%	
25. I feel close to this number of adults in the ASP: (A) 0, (B) 1, (C) 2, (D) 3, (E) 4, (F) 5+	14.3%	14.3%	42.9%	0.0%	14.3%	14.3%
26. I feel close to this number of students in the ASP: (A) 0, (B) 1, (C) 2, (D) 3, (E) 4, (F) 5+	14.3%	0.0%	0.0%	14.3%	14.3%	57.1%

Background Information

A. My gender: (A) Female, (B) Male, (C) Other	75.0%	12.5%	12.5%		
B. Number of years I have attended this ASP: (A) 1, (B) 2, (C) 3, (D) 4, (E) 5 or more	12.5%	62.5%	0.0%	12.5%	12.5%
C. Number of days a week I attend this ASP: (A) 1, (B) 2, (C) 3, (D) 4, (E) 5	0.0%	42.9%	28.6%	28.6%	0.0%
D. Why are you going to this ASP? (A) My parents want me to go.	12.5%				
. Why are you going to this ASP? (A) I do not want to go home and be alone.	0.0%				
. Why are you going to this ASP? (A) My friends go here.	50.0%				
. Why are you going to this ASP? (A) There are interesting things to do here.	37.5%				
. Why are you going to this ASP? (A) The school suggested I go.	0.0%				
. Why are you going to this ASP? (A) It is a safe place to be after school.	0.0%				
. Why are you going to this ASP? (A) To get help with my school work.	0.0%				
. Why are you going to this ASP? (A) I attended this after school program last year.	12.5%				
. Why are you going to this ASP? (A) Other or don't know.	12.5%				



SFUSD ASP Grades 7 & 10 Student Satisfaction Survey 2010

Marina MS Summary Report

Total 17 Respondents

RESPONSE PERCENT

Strongly Agree	Agree	Disagree	Strongly Disagree	Don't Know	MEAN
- 4 -	- 3 -	- 2 -	- 1 -		

Questions

Access and Equity

1. The after school staff cares about the success of all the students in my after school program.	11.8%	76.5%	0.0%	0.0%	11.8%	3.13
2. The students in my after school prgm are respectful of students who are different from them.	0.0%	35.3%	17.6%	5.9%	41.2%	2.50
3. My after school program values my home language and culture.	5.9%	29.4%	23.5%	0.0%	41.2%	2.70
4. The after school staff connects what I am learning to life outside of school.	0.0%	37.5%	12.5%	6.3%	43.8%	2.56
5. I am able to complete and get help with my homework in my after school program.	5.9%	47.1%	11.8%	5.9%	29.4%	2.75
6. I am given enough opportunities to help develop and lead activities in my program.	5.9%	41.2%	5.9%	5.9%	41.2%	2.80
7. There are enough materials to run the activities in my after school program.	0.0%	35.3%	29.4%	5.9%	29.4%	2.42
8. The after school program is a positive and safe place for learning.	17.6%	52.9%	11.8%	5.9%	11.8%	2.93
9. I feel safer in the after school program than during the regular school day.	11.8%	17.6%	17.6%	11.8%	41.2%	2.50

Student Achievement

10. The after school staff makes clear what they expect from me.	12.5%	37.5%	12.5%	12.5%	25.0%	2.67
11. The activities I participate in are engaging and challenging.	5.9%	41.2%	29.4%	0.0%	23.5%	2.69
12. The after school staff makes learning meaningful and joyful.	17.6%	35.3%	17.6%	11.8%	17.6%	2.71
13. My after school program includes daily activities that are fun and different from school.	5.9%	41.2%	23.5%	0.0%	29.4%	2.75
14. Participating in the after school program helps me do better during the regular school day.	0.0%	18.8%	43.8%	6.3%	31.3%	2.18
15. The after school staff uses computers and other technology to help me learn.	0.0%	18.8%	43.8%	18.8%	18.8%	2.00
16. I get to attend the activities in my after school that I am most interested in.	11.8%	35.3%	17.6%	5.9%	29.4%	2.75
17. I often see my after school staff at school during the regular school day.	6.7%	20.0%	26.7%	20.0%	26.7%	2.18

Accountability

18. I have somebody at home who cares about me and supports me in my learning.	31.3%	37.5%	6.3%	0.0%	25.0%	3.33
19. The after school staff treats me and all other students with respect.	23.5%	58.8%	5.9%	0.0%	11.8%	3.20
20. I like my after school program and would recommend it to others.	11.8%	29.4%	23.5%	11.8%	23.5%	2.54
21. I believe that the after school staff is knowledgeable, competent, and well prepared.	17.6%	41.2%	5.9%	11.8%	23.5%	2.85

RESPONSE PERCENT

	-A-	-B-	-C-	-D-	-E-	-F-
22. Favorite activities: (A) Homework		29.4%				
. Favorite activities: (A) Arts activities (music, dance, art, etc.)		23.5%				
. Favorite activities: (A) Reading activities		0.0%				
. Favorite activities: (A) Writing activities		5.9%				
. Favorite activities: (A) Life skills (cooking, bike shop, etc.)		29.4%				
. Favorite activities: (A) Math or science		5.9%				
. Favorite activities: (A) Sports and games		70.6%				
. Favorite activities: (A) Technology (video, photography, etc.)		52.9%				
. Favorite activities: (A) Service-learning projects		0.0%				
23. Activities you wish you could do more of: (A) Homework		23.5%				
. Activities you wish you could do more of: (A) Arts activities (music, dance, art)		17.6%				
. Activities you wish you could do more of: (A) Reading activities		0.0%				
. Activities you wish you could do more of: (A) Writing activities		0.0%				
. Activities you wish you could do more of: (A) Life skills (cooking, bike shop, etc.)		23.5%				
. Activities you wish you could do more of: (A) Math or science		0.0%				
. Activities you wish you could do more of: (A) Sports and games		41.2%				
. Activities you wish you could do more of: (A) Technology (video, photography, etc.)		58.8%				
. Activities you wish you could do more of: (A) Service-learning projects		0.0%				
24. In how many after school service-learning projects did you participate this year? (A) 0, (B) 1, (C) 2, (D) 3, (E) 4, (F) 5+	76.5%	11.8%	11.8%	0.0%	0.0%	
25. I feel close to this number of adults in the ASP: (A) 0, (B) 1, (C) 2, (D) 3, (E) 4, (F) 5+	26.7%	26.7%	13.3%	13.3%	0.0%	20.0%
26. I feel close to this number of students in the ASP: (A) 0, (B) 1, (C) 2, (D) 3, (E) 4, (F) 5+	29.4%	0.0%	0.0%	5.9%	5.9%	58.8%

Background Information

A. My gender: (A) Female, (B) Male, (C) Other	29.4%	58.8%	11.8%		
B. Number of years I have attended this ASP: (A) 1, (B) 2, (C) 3, (D) 4, (E) 5 or more	37.5%	56.3%	0.0%	0.0%	6.3%
C. Number of days a week I attend this ASP: (A) 1, (B) 2, (C) 3, (D) 4, (E) 5	0.0%	6.7%	33.3%	6.7%	53.3%
D. Why are you going to this ASP? (A) My parents want me to go.	88.2%				
. Why are you going to this ASP? (A) I do not want to go home and be alone.	5.9%				
. Why are you going to this ASP? (A) My friends go here.	5.9%				
. Why are you going to this ASP? (A) There are interesting things to do here.	17.6%				
. Why are you going to this ASP? (A) The school suggested I go.	5.9%				
. Why are you going to this ASP? (A) It is a safe place to be after school.	5.9%				
. Why are you going to this ASP? (A) To get help with my school work.	5.9%				
. Why are you going to this ASP? (A) I attended this after school program last year.	11.8%				
. Why are you going to this ASP? (A) Other or don't know.	0.0%				



SFUSD ASP Grades 7 & 10 Student Satisfaction Survey 2010

Presidio MS Summary Report

Total 61 Respondents

RESPONSE PERCENT

Strongly Agree	Agree	Disagree	Strongly Disagree	Don't Know	MEAN
- 4 -	- 3 -	- 2 -	- 1 -		

Questions

Access and Equity

1. The after school staff cares about the success of all the students in my after school program.	31.1%	44.3%	8.2%	6.6%	9.8%	3.11
2. The students in my after school prgm are respectful of students who are different from them.	14.8%	32.8%	18.0%	16.4%	18.0%	2.56
3. My after school program values my home language and culture.	20.0%	28.3%	11.7%	10.0%	30.0%	2.83
4. The after school staff connects what I am learning to life outside of school.	16.9%	27.1%	18.6%	6.8%	30.5%	2.78
5. I am able to complete and get help with my homework in my after school program.	47.5%	39.3%	1.6%	6.6%	4.9%	3.34
6. I am given enough opportunities to help develop and lead activities in my program.	11.5%	34.4%	8.2%	14.8%	31.1%	2.62
7. There are enough materials to run the activities in my after school program.	23.3%	35.0%	21.7%	8.3%	11.7%	2.83
8. The after school program is a positive and safe place for learning.	37.7%	41.0%	9.8%	4.9%	6.6%	3.19
9. I feel safer in the after school program than during the regular school day.	10.0%	31.7%	21.7%	10.0%	26.7%	2.57

Student Achievement

10. The after school staff makes clear what they expect from me.	27.9%	34.4%	8.2%	13.1%	16.4%	2.92
11. The activities I participate in are engaging and challenging.	11.7%	33.3%	26.7%	10.0%	18.3%	2.57
12. The after school staff makes learning meaningful and joyful.	21.3%	24.6%	26.2%	11.5%	16.4%	2.67
13. My after school program includes daily activities that are fun and different from school.	36.1%	41.0%	3.3%	9.8%	9.8%	3.15
14. Participating in the after school program helps me do better during the regular school day.	18.0%	21.3%	24.6%	9.8%	26.2%	2.64
15. The after school staff uses computers and other technology to help me learn.	8.2%	14.8%	27.9%	32.8%	16.4%	1.98
16. I get to attend the activities in my after school that I am most interested in.	35.0%	25.0%	16.7%	13.3%	10.0%	2.91
17. I often see my after school staff at school during the regular school day.	18.3%	41.7%	10.0%	11.7%	18.3%	2.82

Accountability

18. I have somebody at home who cares about me and supports me in my learning.	62.7%	25.4%	3.4%	0.0%	8.5%	3.65
19. The after school staff treats me and all other students with respect.	39.0%	37.3%	5.1%	6.8%	11.9%	3.23
20. I like my after school program and would recommend it to others.	30.0%	33.3%	6.7%	10.0%	20.0%	3.04
21. I believe that the after school staff is knowledgeable, competent, and well prepared.	31.7%	28.3%	11.7%	10.0%	18.3%	3.00

RESPONSE PERCENT

	-A-	-B-	-C-	-D-	-E-	-F-
22. Favorite activities: (A) Homework	47.5%					
. Favorite activities: (A) Arts activities (music, dance, art, etc.)	32.8%					
. Favorite activities: (A) Reading activities	6.6%					
. Favorite activities: (A) Writing activities	4.9%					
. Favorite activities: (A) Life skills (cooking, bike shop, etc.)	45.9%					
. Favorite activities: (A) Math or science	4.9%					
. Favorite activities: (A) Sports and games	47.5%					
. Favorite activities: (A) Technology (video, photography, etc.)	34.4%					
. Favorite activities: (A) Service-learning projects	6.6%					
23. Activities you wish you could do more of: (A) Homework	23.0%					
. Activities you wish you could do more of: (A) Arts activities (music, dance, art)	24.6%					
. Activities you wish you could do more of: (A) Reading activities	1.6%					
. Activities you wish you could do more of: (A) Writing activities	0.0%					
. Activities you wish you could do more of: (A) Life skills (cooking, bike shop, etc.)	41.0%					
. Activities you wish you could do more of: (A) Math or science	6.6%					
. Activities you wish you could do more of: (A) Sports and games	42.6%					
. Activities you wish you could do more of: (A) Technology (video, photography, etc.)	21.3%					
. Activities you wish you could do more of: (A) Service-learning projects	8.2%					
24. In how many after school service-learning projects did you participate this year? (A) 0, (B) 1, (C) 2, (D) 3, (E) 4, (F) 5+	55.0%	15.0%	10.0%	13.3%	0.0%	6.7%
25. I feel close to this number of adults in the ASP: (A) 0, (B) 1, (C) 2, (D) 3, (E) 4, (F) 5+	37.9%	17.2%	13.8%	17.2%	1.7%	12.1%
26. I feel close to this number of students in the ASP: (A) 0, (B) 1, (C) 2, (D) 3, (E) 4, (F) 5+	18.3%	3.3%	10.0%	8.3%	5.0%	55.0%

Background Information

A. My gender: (A) Female, (B) Male, (C) Other	45.3%	43.4%	11.3%		
B. Number of years I have attended this ASP: (A) 1, (B) 2, (C) 3, (D) 4, (E) 5 or more	66.0%	26.4%	3.8%	0.0%	3.8%
C. Number of days a week I attend this ASP: (A) 1, (B) 2, (C) 3, (D) 4, (E) 5	4.0%	2.0%	14.0%	20.0%	60.0%
D. Why are you going to this ASP? (A) My parents want me to go.	59.0%				
. Why are you going to this ASP? (A) I do not want to go home and be alone.	11.5%				
. Why are you going to this ASP? (A) My friends go here.	21.3%				
. Why are you going to this ASP? (A) There are interesting things to do here.	21.3%				
. Why are you going to this ASP? (A) The school suggested I go.	6.6%				
. Why are you going to this ASP? (A) It is a safe place to be after school.	13.1%				
. Why are you going to this ASP? (A) To get help with my school work.	24.6%				
. Why are you going to this ASP? (A) I attended this after school program last year.	14.8%				
. Why are you going to this ASP? (A) Other or don't know.	13.1%				



SFUSD ASP Grades 7 & 10 Student Satisfaction Survey 2010

Roosevelt MS Summary Report

Total 85 Respondents

RESPONSE PERCENT					MEAN
Strongly Agree	Agree	Disagree	Strongly Disagree	Don't Know	
- 4 -	- 3 -	- 2 -	- 1 -		

Questions

Access and Equity

1. The after school staff cares about the success of all the students in my after school program.	33.8%	50.0%	2.5%	3.8%	10.0%	3.26
2. The students in my after school prgm are respectful of students who are different from them.	23.2%	47.6%	13.4%	9.8%	6.1%	2.90
3. My after school program values my home language and culture.	25.9%	41.2%	9.4%	4.7%	18.8%	3.09
4. The after school staff connects what I am learning to life outside of school.	22.0%	39.0%	18.3%	2.4%	18.3%	2.99
5. I am able to complete and get help with my homework in my after school program.	36.9%	44.0%	6.0%	4.8%	8.3%	3.23
6. I am given enough opportunities to help develop and lead activities in my program.	23.2%	50.0%	12.2%	1.2%	13.4%	3.10
7. There are enough materials to run the activities in my after school program.	27.2%	46.9%	8.6%	8.6%	8.6%	3.01
8. The after school program is a positive and safe place for learning.	35.8%	46.9%	4.9%	4.9%	7.4%	3.23
9. I feel safer in the after school program than during the regular school day.	26.3%	36.3%	10.0%	6.3%	21.3%	3.05

Student Achievement

10. The after school staff makes clear what they expect from me.	30.1%	53.0%	6.0%	2.4%	8.4%	3.21
11. The activities I participate in are engaging and challenging.	21.0%	43.2%	14.8%	4.9%	16.0%	2.96
12. The after school staff makes learning meaningful and joyful.	21.7%	45.8%	16.9%	3.6%	12.0%	2.97
13. My after school program includes daily activities that are fun and different from school.	28.4%	43.2%	13.6%	4.9%	9.9%	3.05
14. Participating in the after school program helps me do better during the regular school day.	23.2%	30.5%	23.2%	3.7%	19.5%	2.91
15. The after school staff uses computers and other technology to help me learn.	19.3%	31.3%	22.9%	8.4%	18.1%	2.75
16. I get to attend the activities in my after school that I am most interested in.	30.0%	46.3%	11.3%	6.3%	6.3%	3.07
17. I often see my after school staff at school during the regular school day.	20.5%	38.6%	13.3%	7.2%	20.5%	2.91

Accountability


18. I have somebody at home who cares about me and supports me in my learning.	45.0%	32.5%	3.8%	7.5%	11.3%	3.30
19. The after school staff treats me and all other students with respect.	34.6%	43.2%	9.9%	3.7%	8.6%	3.19
20. I like my after school program and would recommend it to others.	28.2%	39.7%	11.5%	5.1%	15.4%	3.08
21. I believe that the after school staff is knowledgeable, competent, and well prepared.	26.8%	45.1%	8.5%	2.4%	17.1%	3.16

RESPONSE PERCENT

	-A-	-B-	-C-	-D-	-E-	-F-
22. Favorite activities: (A) Homework	34.1%					
. Favorite activities: (A) Arts activities (music, dance, art, etc.)	38.8%					
. Favorite activities: (A) Reading activities	2.4%					
. Favorite activities: (A) Writing activities	5.9%					
. Favorite activities: (A) Life skills (cooking, bike shop, etc.)	40.0%					
. Favorite activities: (A) Math or science	11.8%					
. Favorite activities: (A) Sports and games	37.6%					
. Favorite activities: (A) Technology (video, photography, etc.)	27.1%					
. Favorite activities: (A) Service-learning projects	5.9%					
23. Activities you wish you could do more of: (A) Homework	28.2%					
. Activities you wish you could do more of: (A) Arts activities (music, dance, art)	27.1%					
. Activities you wish you could do more of: (A) Reading activities	5.9%					
. Activities you wish you could do more of: (A) Writing activities	9.4%					
. Activities you wish you could do more of: (A) Life skills (cooking, bike shop, etc.)	36.5%					
. Activities you wish you could do more of: (A) Math or science	7.1%					
. Activities you wish you could do more of: (A) Sports and games	28.2%					
. Activities you wish you could do more of: (A) Technology (video, photography, etc.)	25.9%					
. Activities you wish you could do more of: (A) Service-learning projects	9.4%					
24. In how many after school service-learning projects did you participate this year? (A) 0, (B) 1, (C) 2, (D) 3, (E) 4, (F) 5+	43.9%	12.2%	17.1%	11.0%	1.2%	14.6%
25. I feel close to this number of adults in the ASP: (A) 0, (B) 1, (C) 2, (D) 3, (E) 4, (F) 5+	22.9%	10.8%	21.7%	16.9%	7.2%	20.5%
26. I feel close to this number of students in the ASP: (A) 0, (B) 1, (C) 2, (D) 3, (E) 4, (F) 5+	15.7%	6.0%	9.6%	4.8%	6.0%	57.8%

Background Information

A. My gender: (A) Female, (B) Male, (C) Other	45.6%	48.1%	6.3%		
B. Number of years I have attended this ASP: (A) 1, (B) 2, (C) 3, (D) 4, (E) 5 or more	63.2%	29.4%	2.9%	0.0%	4.4%
C. Number of days a week I attend this ASP: (A) 1, (B) 2, (C) 3, (D) 4, (E) 5	0.0%	0.0%	13.6%	13.6%	72.7%
D. Why are you going to this ASP? (A) My parents want me to go.	48.2%				
. Why are you going to this ASP? (A) I do not want to go home and be alone.	8.2%				
. Why are you going to this ASP? (A) My friends go here.	28.2%				
. Why are you going to this ASP? (A) There are interesting things to do here.	18.8%				
. Why are you going to this ASP? (A) The school suggested I go.	5.9%				
. Why are you going to this ASP? (A) It is a safe place to be after school.	15.3%				
. Why are you going to this ASP? (A) To get help with my school work.	24.7%				
. Why are you going to this ASP? (A) I attended this after school program last year.	15.3%				
. Why are you going to this ASP? (A) Other or don't know.	15.3%				



SFUSD ASP Grades 7 & 10 Student Satisfaction Survey 2010

S.F. Community ES Summary Report

Total 7 Respondents

RESPONSE PERCENT					MEAN
Strongly Agree	Agree	Disagree	Strongly Disagree	Don't Know	
- 4 -	- 3 -	- 2 -	- 1 -		

Questions

Access and Equity

1. The after school staff cares about the success of all the students in my after school program.	14.3%	57.1%	14.3%	14.3%	0.0%	2.71
2. The students in my after school prgm are respectful of students who are different from them.	14.3%	28.6%	42.9%	0.0%	14.3%	2.67
3. My after school program values my home language and culture.	28.6%	28.6%	14.3%	14.3%	14.3%	2.83
4. The after school staff connects what I am learning to life outside of school.	14.3%	14.3%	14.3%	14.3%	42.9%	2.50
5. I am able to complete and get help with my homework in my after school program.	14.3%	42.9%	28.6%	0.0%	14.3%	2.83
6. I am given enough opportunities to help develop and lead activities in my program.	28.6%	28.6%	0.0%	0.0%	42.9%	3.50
7. There are enough materials to run the activities in my after school program.	14.3%	28.6%	14.3%	28.6%	14.3%	2.33
8. The after school program is a positive and safe place for learning.	28.6%	28.6%	28.6%	14.3%	0.0%	2.71
9. I feel safer in the after school program than during the regular school day.	28.6%	28.6%	42.9%	0.0%	0.0%	2.86

Student Achievement

10. The after school staff makes clear what they expect from me.	50.0%	33.3%	0.0%	0.0%	16.7%	3.60
11. The activities I participate in are engaging and challenging.	14.3%	28.6%	14.3%	0.0%	42.9%	3.00
12. The after school staff makes learning meaningful and joyful.	14.3%	42.9%	14.3%	28.6%	0.0%	2.43
13. My after school program includes daily activities that are fun and different from school.	0.0%	50.0%	16.7%	33.3%	0.0%	2.17
14. Participating in the after school program helps me do better during the regular school day.	0.0%	16.7%	16.7%	50.0%	16.7%	1.60
15. The after school staff uses computers and other technology to help me learn.	16.7%	33.3%	0.0%	16.7%	33.3%	2.75
16. I get to attend the activities in my after school that I am most interested in.	0.0%	50.0%	16.7%	0.0%	33.3%	2.75
17. I often see my after school staff at school during the regular school day.	16.7%	50.0%	0.0%	16.7%	16.7%	2.80

Accountability

18. I have somebody at home who cares about me and supports me in my learning.	66.7%	0.0%	0.0%	33.3%	0.0%	3.00
19. The after school staff treats me and all other students with respect.	16.7%	50.0%	0.0%	33.3%	0.0%	2.50
20. I like my after school program and would recommend it to others.	14.3%	28.6%	28.6%	28.6%	0.0%	2.29
21. I believe that the after school staff is knowledgeable, competent, and well prepared.	33.3%	33.3%	0.0%	16.7%	16.7%	3.00

RESPONSE PERCENT

	-A-	-B-	-C-	-D-	-E-	-F-
22. Favorite activities: (A) Homework	0.0%					
. Favorite activities: (A) Arts activities (music, dance, art, etc.)	0.0%					
. Favorite activities: (A) Reading activities	0.0%					
. Favorite activities: (A) Writing activities	0.0%					
. Favorite activities: (A) Life skills (cooking, bike shop, etc.)	57.1%					
. Favorite activities: (A) Math or science	42.9%					
. Favorite activities: (A) Sports and games	57.1%					
. Favorite activities: (A) Technology (video, photography, etc.)	57.1%					
. Favorite activities: (A) Service-learning projects	42.9%					
23. Activities you wish you could do more of: (A) Homework	0.0%					
. Activities you wish you could do more of: (A) Arts activities (music, dance, art)	0.0%					
. Activities you wish you could do more of: (A) Reading activities	14.3%					
. Activities you wish you could do more of: (A) Writing activities	0.0%					
. Activities you wish you could do more of: (A) Life skills (cooking, bike shop, etc.)	14.3%					
. Activities you wish you could do more of: (A) Math or science	14.3%					
. Activities you wish you could do more of: (A) Sports and games	71.4%					
. Activities you wish you could do more of: (A) Technology (video, photography, etc.)	42.9%					
. Activities you wish you could do more of: (A) Service-learning projects	14.3%					
24. In how many after school service-learning projects did you participate this year? (A) 0, (B) 1, (C) 2, (D) 3, (E) 4, (F) 5+	14.3%	14.3%	14.3%	28.6%	14.3%	14.3%
25. I feel close to this number of adults in the ASP: (A) 0, (B) 1, (C) 2, (D) 3, (E) 4, (F) 5+	0.0%	16.7%	0.0%	50.0%	16.7%	16.7%
26. I feel close to this number of students in the ASP: (A) 0, (B) 1, (C) 2, (D) 3, (E) 4, (F) 5+	0.0%	0.0%	0.0%	0.0%	33.3%	66.7%

Background Information

A. My gender: (A) Female, (B) Male, (C) Other	16.7%	83.3%	0.0%		
B. Number of years I have attended this ASP: (A) 1, (B) 2, (C) 3, (D) 4, (E) 5 or more	20.0%	0.0%	0.0%	20.0%	60.0%
C. Number of days a week I attend this ASP: (A) 1, (B) 2, (C) 3, (D) 4, (E) 5	0.0%	0.0%	20.0%	0.0%	80.0%
D. Why are you going to this ASP? (A) My parents want me to go.	57.1%				
. Why are you going to this ASP? (A) I do not want to go home and be alone.	14.3%				
. Why are you going to this ASP? (A) My friends go here.	14.3%				
. Why are you going to this ASP? (A) There are interesting things to do here.	14.3%				
. Why are you going to this ASP? (A) The school suggested I go.	14.3%				
. Why are you going to this ASP? (A) It is a safe place to be after school.	0.0%				
. Why are you going to this ASP? (A) To get help with my school work.	0.0%				
. Why are you going to this ASP? (A) I attended this after school program last year.	0.0%				
. Why are you going to this ASP? (A) Other or don't know.	0.0%				

School Health Programs Department



SFUSD After School Programs Spring 2010

Grade 10 Survey



SFUSD After School Program- 2010 Grade 10 Survey Distribution and Return Counts

School Name	School Number	Student Enrollment	Surveys Returned	
			Count	Percent
All Respondents- Grade 10	G10	1562	297	19.0%
Balboa HS	439	242	58	24.0%
Downtown HS	742	64	---	**
Galileo HS	559	---	17	100.0%
Intl Study Acdy HS	624	79	22	27.9%
Jordan Sch Equity HS	757	49	32	65.3%
Lincoln HS	405	332	38	11.5%
Marshall HS	853	185	6	3.2%
Mission HS	725	136	---	**
Newcomer HS	738	61	29	47.5%
O'Connell HS	651	114	16	14.0%
Wallenberg HS	785	143	12	8.4%
Washington HS	571	93	52	55.9%
Wells HS	743	64	15	23.4%

** There were no survey forms returned from this school.

SFUSD After School Satisfaction Survey 2010

Grades 7 & 10

We want to know what YOU think about your after school program. This survey will give your school and the district important information we can use to improve your after school program. This survey is confidential. Your answers will be combined with those of other students at your school. No one at your school will ever see your individual answers. This is not a test and there are no wrong answers. You do not have to answer any question you do not wish to answer, but we hope you will answer as many questions as you can.

School Number
000
[School Name]

Please fill in a circle for each item using a pencil or a black ink pen like this: ● Not like this: ⊗ ⊙ ⊕ ⊖

Please include any additional comments you may have about your after school program on a separate sheet of paper.

Background information

My gender: Female Male Other

Number of years I have attended this after school program 1 2 3 4 5 or more

Number of days a week I attend this after school program 1 2 3 4 5

Why are you going to this after school program? (Check all that apply.)

- My parents want me to go. I do not want to go home and be alone.
- My friends go here. There are interesting things to do here.
- The school suggested I go. It is a safe place to be after school.
- To get help with my school work. I attended this after school program last year. Other or don't know.

Access and Equity	Strongly Agree	Agree	Disagree	Strongly Disagree	Don't Know
1. The after school staff cares about the success of all the students in my after school program.	<input type="radio"/>	<input type="radio"/>	<input type="radio"/>	<input type="radio"/>	<input type="radio"/>
2. The students in my after school program are respectful of students who are different from them.	<input type="radio"/>	<input type="radio"/>	<input type="radio"/>	<input type="radio"/>	<input type="radio"/>
3. My after school program values my home language and culture.	<input type="radio"/>	<input type="radio"/>	<input type="radio"/>	<input type="radio"/>	<input type="radio"/>
4. The after school staff connects what I am learning to life outside of school.	<input type="radio"/>	<input type="radio"/>	<input type="radio"/>	<input type="radio"/>	<input type="radio"/>
5. I am able to complete and get help with my homework in my after school program.	<input type="radio"/>	<input type="radio"/>	<input type="radio"/>	<input type="radio"/>	<input type="radio"/>
6. I am given enough opportunities to help develop and lead activities in my program.	<input type="radio"/>	<input type="radio"/>	<input type="radio"/>	<input type="radio"/>	<input type="radio"/>
7. There are enough materials to run the activities in my after school program.	<input type="radio"/>	<input type="radio"/>	<input type="radio"/>	<input type="radio"/>	<input type="radio"/>
8. The after school program is a positive and safe place for learning.	<input type="radio"/>	<input type="radio"/>	<input type="radio"/>	<input type="radio"/>	<input type="radio"/>
9. I feel safer in the after school program than during the regular school day.	<input type="radio"/>	<input type="radio"/>	<input type="radio"/>	<input type="radio"/>	<input type="radio"/>
Student Achievement	Strongly Agree	Agree	Disagree	Strongly Disagree	Don't Know
10. The after school staff makes clear what they expect from me.	<input type="radio"/>	<input type="radio"/>	<input type="radio"/>	<input type="radio"/>	<input type="radio"/>
11. The activities I participate in are engaging and challenging.	<input type="radio"/>	<input type="radio"/>	<input type="radio"/>	<input type="radio"/>	<input type="radio"/>
12. The after school staff makes learning meaningful and joyful.	<input type="radio"/>	<input type="radio"/>	<input type="radio"/>	<input type="radio"/>	<input type="radio"/>
13. My after school program includes daily activities that are fun and different from school.	<input type="radio"/>	<input type="radio"/>	<input type="radio"/>	<input type="radio"/>	<input type="radio"/>
14. Participating in the after school program helps me do better during the regular school day.	<input type="radio"/>	<input type="radio"/>	<input type="radio"/>	<input type="radio"/>	<input type="radio"/>
15. The after school staff uses computers and other technology to help me learn.	<input type="radio"/>	<input type="radio"/>	<input type="radio"/>	<input type="radio"/>	<input type="radio"/>
16. I get to attend the activities in my after school that I am most interested in.	<input type="radio"/>	<input type="radio"/>	<input type="radio"/>	<input type="radio"/>	<input type="radio"/>
17. I often see my after school staff at school during the regular school day.	<input type="radio"/>	<input type="radio"/>	<input type="radio"/>	<input type="radio"/>	<input type="radio"/>
Accountability	Strongly Agree	Agree	Disagree	Strongly Disagree	Don't Know
18. I have somebody at home who cares about me and supports me in my learning.	<input type="radio"/>	<input type="radio"/>	<input type="radio"/>	<input type="radio"/>	<input type="radio"/>
19. The after school staff treats me and all other students with respect.	<input type="radio"/>	<input type="radio"/>	<input type="radio"/>	<input type="radio"/>	<input type="radio"/>
20. I like my after school program and would recommend it to others.	<input type="radio"/>	<input type="radio"/>	<input type="radio"/>	<input type="radio"/>	<input type="radio"/>
21. I believe that the after school staff is knowledgeable, competent, and well prepared.	<input type="radio"/>	<input type="radio"/>	<input type="radio"/>	<input type="radio"/>	<input type="radio"/>

22. Which are your favorite activities in the after school program? (Please check your top three choices.)

- Homework
- Arts activities (music, dance, art, etc.)
- Reading activities
- Writing activities
- Life skills (cooking, bike shop, etc.)
- Math or science
- Sports and games
- Technology (video, photography, etc.)
- Service-learning projects

23. Which activities do you wish you could do more of? (Check all that apply)

- Homework
- Arts activities (music, dance, art)
- Reading activities
- Writing activities
- Life skills (cooking, bike shop, etc.)
- Math or science
- Sports and games
- Technology (video, photography, etc.)
- Service-learning projects

24. In how many after school service-learning projects did you participate this year? 0 1 2 3 4 5+

25. I feel close to this number of adults in the after school program: 0 1 2 3 4 5+

26. I feel close to this number of students in the after school program: 0 1 2 3 4 5+



SFUSD ASP Grades 7 & 10 Student Satisfaction Survey 2010

Grade 10 Summary Report

Total 297 Respondents

RESPONSE PERCENT

Strongly Agree	Agree	Disagree	Strongly Disagree	Don't Know	MEAN
- 4 -	- 3 -	- 2 -	- 1 -		

Questions

Access and Equity

1. The after school staff cares about the success of all the students in my after school program.	44.2%	51.0%	1.0%	0.0%	3.8%	3.45
2. The students in my after school prgm are respectful of students who are different from them.	33.9%	53.2%	7.1%	2.0%	3.7%	3.24
3. My after school program values my home language and culture.	35.8%	49.3%	4.9%	0.7%	9.4%	3.33
4. The after school staff connects what I am learning to life outside of school.	34.0%	47.1%	6.9%	2.7%	9.3%	3.24
5. I am able to complete and get help with my homework in my after school program.	37.2%	50.7%	6.6%	1.7%	3.8%	3.28
6. I am given enough opportunities to help develop and lead activities in my program.	32.8%	45.7%	8.5%	1.7%	11.3%	3.23
7. There are enough materials to run the activities in my after school program.	31.7%	46.4%	13.0%	1.4%	7.5%	3.17
8. The after school program is a positive and safe place for learning.	42.3%	47.8%	5.2%	1.0%	3.8%	3.36
9. I feel safer in the after school program than during the regular school day.	28.8%	43.5%	10.8%	3.2%	13.7%	3.13

Student Achievement

10. The after school staff makes clear what they expect from me.	33.6%	52.1%	6.2%	0.3%	7.9%	3.29
11. The activities I participate in are engaging and challenging.	33.2%	47.5%	8.8%	0.7%	9.8%	3.26
12. The after school staff makes learning meaningful and joyful.	25.8%	58.1%	6.5%	0.7%	8.9%	3.20
13. My after school program includes daily activities that are fun and different from school.	34.2%	50.3%	7.2%	1.4%	6.8%	3.26
14. Participating in the after school program helps me do better during the regular school day.	29.9%	53.6%	5.2%	0.7%	10.7%	3.26
15. The after school staff uses computers and other technology to help me learn.	24.8%	52.0%	12.6%	1.7%	8.8%	3.10
16. I get to attend the activities in my after school that I am most interested in.	34.1%	51.5%	7.2%	1.4%	5.8%	3.26
17. I often see my after school staff at school during the regular school day.	31.2%	48.4%	10.9%	1.8%	7.7%	3.18

Accountability

18. I have somebody at home who cares about me and supports me in my learning.	46.0%	43.3%	5.5%	1.7%	3.5%	3.38
19. The after school staff treats me and all other students with respect.	45.1%	45.1%	4.2%	1.0%	4.5%	3.41
20. I like my after school program and would recommend it to others.	43.2%	45.6%	2.8%	1.4%	7.0%	3.40
21. I believe that the after school staff is knowledgeable, competent, and well prepared.	43.9%	45.7%	3.1%	0.7%	6.6%	3.42

RESPONSE PERCENT

	-A-	-B-	-C-	-D-	-E-	-F-
22. Favorite activities: (A) Homework	38.4%					
. Favorite activities: (A) Arts activities (music, dance, art, etc.)	28.6%					
. Favorite activities: (A) Reading activities	6.1%					
. Favorite activities: (A) Writing activities	5.7%					
. Favorite activities: (A) Life skills (cooking, bike shop, etc.)	18.9%					
. Favorite activities: (A) Math or science	16.2%					
. Favorite activities: (A) Sports and games	46.5%					
. Favorite activities: (A) Technology (video, photography, etc.)	21.5%					
. Favorite activities: (A) Service-learning projects	13.1%					
23. Activities you wish you could do more of: (A) Homework	21.2%					
. Activities you wish you could do more of: (A) Arts activities (music, dance, art)	35.0%					
. Activities you wish you could do more of: (A) Reading activities	8.4%					
. Activities you wish you could do more of: (A) Writing activities	6.4%					
. Activities you wish you could do more of: (A) Life skills (cooking, bike shop, etc.)	29.3%					
. Activities you wish you could do more of: (A) Math or science	11.8%					
. Activities you wish you could do more of: (A) Sports and games	31.0%					
. Activities you wish you could do more of: (A) Technology (video, photography, etc.)	25.3%					
. Activities you wish you could do more of: (A) Service-learning projects	9.1%					
24. In how many after school service-learning projects did you participate this year? (A) 0, (B) 1, (C) 2, (D) 3, (E) 4, (F) 5+	34.6%	25.3%	16.0%	10.8%	4.1%	9.3%
25. I feel close to this number of adults in the ASP: (A) 0, (B) 1, (C) 2, (D) 3, (E) 4, (F) 5+	12.8%	15.8%	26.7%	18.7%	7.3%	18.7%
26. I feel close to this number of students in the ASP: (A) 0, (B) 1, (C) 2, (D) 3, (E) 4, (F) 5+	9.6%	8.9%	8.1%	8.9%	10.7%	53.7%

Background Information

A. My gender: (A) Female, (B) Male, (C) Other	43.1%	51.6%	5.3%		
B. Number of years I have attended this ASP: (A) 1, (B) 2, (C) 3, (D) 4, (E) 5 or more	47.7%	27.3%	12.9%	5.1%	7.0%
C. Number of days a week I attend this ASP: (A) 1, (B) 2, (C) 3, (D) 4, (E) 5	17.3%	19.7%	20.5%	18.1%	24.5%
D. Why are you going to this ASP? (A) My parents want me to go.	11.4%				
. Why are you going to this ASP? (A) I do not want to go home and be alone.	11.8%				
. Why are you going to this ASP? (A) My friends go here.	29.6%				
. Why are you going to this ASP? (A) There are interesting things to do here.	34.3%				
. Why are you going to this ASP? (A) The school suggested I go.	12.1%				
. Why are you going to this ASP? (A) It is a safe place to be after school.	15.5%				
. Why are you going to this ASP? (A) To get help with my school work.	32.0%				
. Why are you going to this ASP? (A) I attended this after school program last year.	10.8%				
. Why are you going to this ASP? (A) Other or don't know.	12.8%				



SFUSD ASP Grades 7 & 10 Student Satisfaction Survey 2010

Balboa HS Summary Report

Total 58 Respondents

RESPONSE PERCENT					MEAN
Strongly Agree	Agree	Disagree	Strongly Disagree	Don't Know	
- 4 -	- 3 -	- 2 -	- 1 -		

Questions

Access and Equity

1. The after school staff cares about the success of all the students in my after school program.	50.0%	46.6%	1.7%	0.0%	1.7%	3.49
2. The students in my after school prgm are respectful of students who are different from them.	41.4%	58.6%	0.0%	0.0%	0.0%	3.41
3. My after school program values my home language and culture.	38.6%	57.9%	0.0%	0.0%	3.5%	3.40
4. The after school staff connects what I am learning to life outside of school.	48.3%	48.3%	0.0%	0.0%	3.4%	3.50
5. I am able to complete and get help with my homework in my after school program.	29.3%	62.1%	8.6%	0.0%	0.0%	3.21
6. I am given enough opportunities to help develop and lead activities in my program.	48.3%	48.3%	1.7%	0.0%	1.7%	3.47
7. There are enough materials to run the activities in my after school program.	39.7%	37.9%	22.4%	0.0%	0.0%	3.17
8. The after school program is a positive and safe place for learning.	46.6%	53.4%	0.0%	0.0%	0.0%	3.47
9. I feel safer in the after school program than during the regular school day.	36.4%	54.5%	5.5%	1.8%	1.8%	3.28

Student Achievement

10. The after school staff makes clear what they expect from me.	32.8%	56.9%	1.7%	0.0%	8.6%	3.34
11. The activities I participate in are engaging and challenging.	41.4%	55.2%	0.0%	0.0%	3.4%	3.43
12. The after school staff makes learning meaningful and joyful.	25.9%	67.2%	3.4%	0.0%	3.4%	3.23
13. My after school program includes daily activities that are fun and different from school.	43.9%	52.6%	0.0%	0.0%	3.5%	3.45
14. Participating in the after school program helps me do better during the regular school day.	27.6%	63.8%	3.4%	0.0%	5.2%	3.25
15. The after school staff uses computers and other technology to help me learn.	19.0%	62.1%	13.8%	1.7%	3.4%	3.02
16. I get to attend the activities in my after school that I am most interested in.	39.7%	56.9%	1.7%	0.0%	1.7%	3.39
17. I often see my after school staff at school during the regular school day.	35.1%	56.1%	5.3%	0.0%	3.5%	3.31

Accountability

18. I have somebody at home who cares about me and supports me in my learning.	45.6%	52.6%	0.0%	1.8%	0.0%	3.42
19. The after school staff treats me and all other students with respect.	56.9%	41.4%	1.7%	0.0%	0.0%	3.55
20. I like my after school program and would recommend it to others.	54.4%	45.6%	0.0%	0.0%	0.0%	3.54
21. I believe that the after school staff is knowledgeable, competent, and well prepared.	58.6%	41.4%	0.0%	0.0%	0.0%	3.59

RESPONSE PERCENT

	-A-	-B-	-C-	-D-	-E-	-F-
22. Favorite activities: (A) Homework	13.8%					
. Favorite activities: (A) Arts activities (music, dance, art, etc.)	15.5%					
. Favorite activities: (A) Reading activities	5.2%					
. Favorite activities: (A) Writing activities	3.4%					
. Favorite activities: (A) Life skills (cooking, bike shop, etc.)	20.7%					
. Favorite activities: (A) Math or science	17.2%					
. Favorite activities: (A) Sports and games	34.5%					
. Favorite activities: (A) Technology (video, photography, etc.)	13.8%					
. Favorite activities: (A) Service-learning projects	32.8%					
23. Activities you wish you could do more of: (A) Homework	12.1%					
. Activities you wish you could do more of: (A) Arts activities (music, dance, art)	41.4%					
. Activities you wish you could do more of: (A) Reading activities	12.1%					
. Activities you wish you could do more of: (A) Writing activities	0.0%					
. Activities you wish you could do more of: (A) Life skills (cooking, bike shop, etc.)	31.0%					
. Activities you wish you could do more of: (A) Math or science	12.1%					
. Activities you wish you could do more of: (A) Sports and games	15.5%					
. Activities you wish you could do more of: (A) Technology (video, photography, etc.)	32.8%					
. Activities you wish you could do more of: (A) Service-learning projects	8.6%					
24. In how many after school service-learning projects did you participate this year? (A) 0, (B) 1, (C) 2, (D) 3, (E) 4, (F) 5+	10.9%	30.4%	19.6%	8.7%	6.5%	23.9%
25. I feel close to this number of adults in the ASP: (A) 0, (B) 1, (C) 2, (D) 3, (E) 4, (F) 5+	3.9%	5.9%	39.2%	19.6%	5.9%	25.5%
26. I feel close to this number of students in the ASP: (A) 0, (B) 1, (C) 2, (D) 3, (E) 4, (F) 5+	2.0%	10.0%	4.0%	2.0%	4.0%	78.0%

Background Information

A. My gender: (A) Female, (B) Male, (C) Other	39.7%	58.6%	1.7%		
B. Number of years I have attended this ASP: (A) 1, (B) 2, (C) 3, (D) 4, (E) 5 or more	34.0%	38.3%	8.5%	4.3%	14.9%
C. Number of days a week I attend this ASP: (A) 1, (B) 2, (C) 3, (D) 4, (E) 5	8.9%	15.6%	4.4%	24.4%	46.7%
D. Why are you going to this ASP? (A) My parents want me to go.	3.4%				
. Why are you going to this ASP? (A) I do not want to go home and be alone.	3.4%				
. Why are you going to this ASP? (A) My friends go here.	31.0%				
. Why are you going to this ASP? (A) There are interesting things to do here.	48.3%				
. Why are you going to this ASP? (A) The school suggested I go.	6.9%				
. Why are you going to this ASP? (A) It is a safe place to be after school.	22.4%				
. Why are you going to this ASP? (A) To get help with my school work.	10.3%				
. Why are you going to this ASP? (A) I attended this after school program last year.	13.8%				
. Why are you going to this ASP? (A) Other or don't know.	8.6%				



SFUSD ASP Grades 7 & 10 Student Satisfaction Survey 2010

Galileo HS Summary Report

Total 17 Respondents

RESPONSE PERCENT					MEAN
Strongly Agree - 4 -	Agree - 3 -	Disagree - 2 -	Strongly Disagree - 1 -	Don't Know	

Questions

Access and Equity

1. The after school staff cares about the success of all the students in my after school program.	94.1%	5.9%	0.0%	0.0%	0.0%	3.94
2. The students in my after school prgm are respectful of students who are different from them.	64.7%	29.4%	0.0%	0.0%	5.9%	3.69
3. My after school program values my home language and culture.	70.6%	17.6%	0.0%	0.0%	11.8%	3.80
4. The after school staff connects what I am learning to life outside of school.	70.6%	23.5%	0.0%	0.0%	5.9%	3.75
5. I am able to complete and get help with my homework in my after school program.	76.5%	23.5%	0.0%	0.0%	0.0%	3.76
6. I am given enough opportunities to help develop and lead activities in my program.	75.0%	18.8%	0.0%	0.0%	6.3%	3.80
7. There are enough materials to run the activities in my after school program.	82.4%	11.8%	0.0%	0.0%	5.9%	3.88
8. The after school program is a positive and safe place for learning.	94.1%	5.9%	0.0%	0.0%	0.0%	3.94
9. I feel safer in the after school program than during the regular school day.	73.3%	20.0%	0.0%	0.0%	6.7%	3.79

Student Achievement

10. The after school staff makes clear what they expect from me.	93.8%	0.0%	0.0%	0.0%	6.3%	4.00
11. The activities I participate in are engaging and challenging.	88.2%	11.8%	0.0%	0.0%	0.0%	3.88
12. The after school staff makes learning meaningful and joyful.	82.4%	17.6%	0.0%	0.0%	0.0%	3.82
13. My after school program includes daily activities that are fun and different from school.	88.2%	11.8%	0.0%	0.0%	0.0%	3.88
14. Participating in the after school program helps me do better during the regular school day.	70.6%	17.6%	0.0%	0.0%	11.8%	3.80
15. The after school staff uses computers and other technology to help me learn.	58.8%	17.6%	5.9%	0.0%	17.6%	3.64
16. I get to attend the activities in my after school that I am most interested in.	82.4%	17.6%	0.0%	0.0%	0.0%	3.82
17. I often see my after school staff at school during the regular school day.	70.6%	17.6%	0.0%	0.0%	11.8%	3.80

Accountability

18. I have somebody at home who cares about me and supports me in my learning.	81.3%	18.8%	0.0%	0.0%	0.0%	3.81
19. The after school staff treats me and all other students with respect.	76.5%	23.5%	0.0%	0.0%	0.0%	3.76
20. I like my after school program and would recommend it to others.	88.2%	11.8%	0.0%	0.0%	0.0%	3.88
21. I believe that the after school staff is knowledgeable, competent, and well prepared.	88.2%	11.8%	0.0%	0.0%	0.0%	3.88

RESPONSE PERCENT

	-A-	-B-	-C-	-D-	-E-	-F-
22. Favorite activities: (A) Homework	23.5%					
. Favorite activities: (A) Arts activities (music, dance, art, etc.)	64.7%					
. Favorite activities: (A) Reading activities	0.0%					
. Favorite activities: (A) Writing activities	5.9%					
. Favorite activities: (A) Life skills (cooking, bike shop, etc.)	35.3%					
. Favorite activities: (A) Math or science	11.8%					
. Favorite activities: (A) Sports and games	58.8%					
. Favorite activities: (A) Technology (video, photography, etc.)	41.2%					
. Favorite activities: (A) Service-learning projects	11.8%					
23. Activities you wish you could do more of: (A) Homework	11.8%					
. Activities you wish you could do more of: (A) Arts activities (music, dance, art)	58.8%					
. Activities you wish you could do more of: (A) Reading activities	0.0%					
. Activities you wish you could do more of: (A) Writing activities	5.9%					
. Activities you wish you could do more of: (A) Life skills (cooking, bike shop, etc.)	47.1%					
. Activities you wish you could do more of: (A) Math or science	0.0%					
. Activities you wish you could do more of: (A) Sports and games	41.2%					
. Activities you wish you could do more of: (A) Technology (video, photography, etc.)	23.5%					
. Activities you wish you could do more of: (A) Service-learning projects	11.8%					
24. In how many after school service-learning projects did you participate this year? (A) 0, (B) 1, (C) 2, (D) 3, (E) 4, (F) 5+	0.0%	29.4%	47.1%	5.9%	0.0%	17.6%
25. I feel close to this number of adults in the ASP: (A) 0, (B) 1, (C) 2, (D) 3, (E) 4, (F) 5+	6.3%	18.8%	25.0%	12.5%	6.3%	31.3%
26. I feel close to this number of students in the ASP: (A) 0, (B) 1, (C) 2, (D) 3, (E) 4, (F) 5+	0.0%	0.0%	0.0%	0.0%	6.3%	93.8%

Background Information

A. My gender: (A) Female, (B) Male, (C) Other	25.0%	62.5%	12.5%		
B. Number of years I have attended this ASP: (A) 1, (B) 2, (C) 3, (D) 4, (E) 5 or more	50.0%	35.7%	7.1%	7.1%	0.0%
C. Number of days a week I attend this ASP: (A) 1, (B) 2, (C) 3, (D) 4, (E) 5	7.1%	21.4%	7.1%	21.4%	42.9%
D. Why are you going to this ASP? (A) My parents want me to go.	5.9%				
. Why are you going to this ASP? (A) I do not want to go home and be alone.	23.5%				
. Why are you going to this ASP? (A) My friends go here.	47.1%				
. Why are you going to this ASP? (A) There are interesting things to do here.	70.6%				
. Why are you going to this ASP? (A) The school suggested I go.	0.0%				
. Why are you going to this ASP? (A) It is a safe place to be after school.	35.3%				
. Why are you going to this ASP? (A) To get help with my school work.	35.3%				
. Why are you going to this ASP? (A) I attended this after school program last year.	17.6%				
. Why are you going to this ASP? (A) Other or don't know.	17.6%				



SFUSD ASP Grades 7 & 10 Student Satisfaction Survey 2010

Intl Study Acdy HS Summary Report

Total 22 Respondents

RESPONSE PERCENT

Strongly Agree	Agree	Disagree	Strongly Disagree	Don't Know	MEAN
- 4 -	- 3 -	- 2 -	- 1 -		

Questions

Access and Equity

1. The after school staff cares about the success of all the students in my after school program.	61.9%	38.1%	0.0%	0.0%	0.0%	3.62
2. The students in my after school prgm are respectful of students who are different from them.	18.2%	45.5%	13.6%	9.1%	13.6%	2.84
3. My after school program values my home language and culture.	45.5%	40.9%	0.0%	0.0%	13.6%	3.53
4. The after school staff connects what I am learning to life outside of school.	47.6%	23.8%	4.8%	0.0%	23.8%	3.56
5. I am able to complete and get help with my homework in my after school program.	50.0%	50.0%	0.0%	0.0%	0.0%	3.50
6. I am given enough opportunities to help develop and lead activities in my program.	28.6%	47.6%	4.8%	0.0%	19.0%	3.29
7. There are enough materials to run the activities in my after school program.	33.3%	47.6%	9.5%	0.0%	9.5%	3.26
8. The after school program is a positive and safe place for learning.	45.0%	40.0%	5.0%	5.0%	5.0%	3.32
9. I feel safer in the after school program than during the regular school day.	19.0%	61.9%	0.0%	9.5%	9.5%	3.00

Student Achievement

10. The after school staff makes clear what they expect from me.	36.4%	50.0%	0.0%	0.0%	13.6%	3.42
11. The activities I participate in are engaging and challenging.	27.3%	40.9%	9.1%	4.5%	18.2%	3.11
12. The after school staff makes learning meaningful and joyful.	33.3%	47.6%	4.8%	4.8%	9.5%	3.21
13. My after school program includes daily activities that are fun and different from school.	22.7%	63.6%	9.1%	0.0%	4.5%	3.14
14. Participating in the after school program helps me do better during the regular school day.	50.0%	36.4%	0.0%	4.5%	9.1%	3.45
15. The after school staff uses computers and other technology to help me learn.	27.3%	45.5%	18.2%	4.5%	4.5%	3.00
16. I get to attend the activities in my after school that I am most interested in.	50.0%	36.4%	4.5%	0.0%	9.1%	3.50
17. I often see my after school staff at school during the regular school day.	38.1%	38.1%	14.3%	0.0%	9.5%	3.26

Accountability


18. I have somebody at home who cares about me and supports me in my learning.	61.9%	28.6%	4.8%	0.0%	4.8%	3.60
19. The after school staff treats me and all other students with respect.	38.1%	47.6%	4.8%	0.0%	9.5%	3.37
20. I like my after school program and would recommend it to others.	42.9%	42.9%	0.0%	4.8%	9.5%	3.37
21. I believe that the after school staff is knowledgeable, competent, and well prepared.	40.9%	36.4%	0.0%	4.5%	18.2%	3.39

RESPONSE PERCENT

	-A-	-B-	-C-	-D-	-E-	-F-
22. Favorite activities: (A) Homework						22.7%
. Favorite activities: (A) Arts activities (music, dance, art, etc.)						59.1%
. Favorite activities: (A) Reading activities						0.0%
. Favorite activities: (A) Writing activities						4.5%
. Favorite activities: (A) Life skills (cooking, bike shop, etc.)						40.9%
. Favorite activities: (A) Math or science						9.1%
. Favorite activities: (A) Sports and games						68.2%
. Favorite activities: (A) Technology (video, photography, etc.)						31.8%
. Favorite activities: (A) Service-learning projects						9.1%
23. Activities you wish you could do more of: (A) Homework						4.5%
. Activities you wish you could do more of: (A) Arts activities (music, dance, art)						31.8%
. Activities you wish you could do more of: (A) Reading activities						0.0%
. Activities you wish you could do more of: (A) Writing activities						4.5%
. Activities you wish you could do more of: (A) Life skills (cooking, bike shop, etc.)						50.0%
. Activities you wish you could do more of: (A) Math or science						9.1%
. Activities you wish you could do more of: (A) Sports and games						36.4%
. Activities you wish you could do more of: (A) Technology (video, photography, etc.)						40.9%
. Activities you wish you could do more of: (A) Service-learning projects						4.5%
24. In how many after school service-learning projects did you participate this year? (A) 0, (B) 1, (C) 2, (D) 3, (E) 4, (F) 5+	10.5%	15.8%	15.8%	10.5%	10.5%	36.8%
25. I feel close to this number of adults in the ASP: (A) 0, (B) 1, (C) 2, (D) 3, (E) 4, (F) 5+	0.0%	15.8%	5.3%	21.1%	10.5%	47.4%
26. I feel close to this number of students in the ASP: (A) 0, (B) 1, (C) 2, (D) 3, (E) 4, (F) 5+	0.0%	0.0%	5.3%	15.8%	10.5%	68.4%

Background Information

A. My gender: (A) Female, (B) Male, (C) Other	45.0%	50.0%	5.0%		
B. Number of years I have attended this ASP: (A) 1, (B) 2, (C) 3, (D) 4, (E) 5 or more	76.5%	17.6%	5.9%	0.0%	0.0%
C. Number of days a week I attend this ASP: (A) 1, (B) 2, (C) 3, (D) 4, (E) 5	12.5%	0.0%	37.5%	6.3%	43.8%
D. Why are you going to this ASP? (A) My parents want me to go.	45.5%				
. Why are you going to this ASP? (A) I do not want to go home and be alone.	9.1%				
. Why are you going to this ASP? (A) My friends go here.	27.3%				
. Why are you going to this ASP? (A) There are interesting things to do here.	27.3%				
. Why are you going to this ASP? (A) The school suggested I go.	22.7%				
. Why are you going to this ASP? (A) It is a safe place to be after school.	9.1%				
. Why are you going to this ASP? (A) To get help with my school work.	22.7%				
. Why are you going to this ASP? (A) I attended this after school program last year.	18.2%				
. Why are you going to this ASP? (A) Other or don't know.	13.6%				



SFUSD ASP Grades 7 & 10 Student Satisfaction Survey 2010

Jordan Sch Equity HS Summary Report

Total 32 Respondents

RESPONSE PERCENT						MEAN
Strongly Agree	Agree	Disagree	Strongly Disagree	Don't Know		
- 4 -	- 3 -	- 2 -	- 1 -			

Questions

Access and Equity

1. The after school staff cares about the success of all the students in my after school program.	51.6%	48.4%	0.0%	0.0%	0.0%	3.52
2. The students in my after school prgm are respectful of students who are different from them.	43.3%	53.3%	3.3%	0.0%	0.0%	3.40
3. My after school program values my home language and culture.	41.9%	54.8%	0.0%	0.0%	3.2%	3.43
4. The after school staff connects what I am learning to life outside of school.	23.3%	70.0%	3.3%	0.0%	3.3%	3.21
5. I am able to complete and get help with my homework in my after school program.	41.4%	51.7%	3.4%	0.0%	3.4%	3.39
6. I am given enough opportunities to help develop and lead activities in my program.	29.0%	61.3%	6.5%	0.0%	3.2%	3.23
7. There are enough materials to run the activities in my after school program.	31.3%	53.1%	12.5%	0.0%	3.1%	3.19
8. The after school program is a positive and safe place for learning.	40.0%	50.0%	10.0%	0.0%	0.0%	3.30
9. I feel safer in the after school program than during the regular school day.	24.1%	37.9%	20.7%	3.4%	13.8%	2.96

Student Achievement

10. The after school staff makes clear what they expect from me.	30.0%	63.3%	6.7%	0.0%	0.0%	3.23
11. The activities I participate in are engaging and challenging.	29.0%	51.6%	16.1%	0.0%	3.2%	3.13
12. The after school staff makes learning meaningful and joyful.	20.0%	66.7%	3.3%	0.0%	10.0%	3.19
13. My after school program includes daily activities that are fun and different from school.	19.4%	58.1%	9.7%	0.0%	12.9%	3.11
14. Participating in the after school program helps me do better during the regular school day.	22.6%	67.7%	9.7%	0.0%	0.0%	3.13
15. The after school staff uses computers and other technology to help me learn.	29.0%	67.7%	0.0%	0.0%	3.2%	3.30
16. I get to attend the activities in my after school that I am most interested in.	25.8%	61.3%	6.5%	0.0%	6.5%	3.21
17. I often see my after school staff at school during the regular school day.	28.1%	62.5%	6.3%	0.0%	3.1%	3.23

Accountability


18. I have somebody at home who cares about me and supports me in my learning.	53.1%	40.6%	0.0%	3.1%	3.1%	3.48
19. The after school staff treats me and all other students with respect.	56.7%	40.0%	0.0%	0.0%	3.3%	3.59
20. I like my after school program and would recommend it to others.	51.7%	44.8%	0.0%	0.0%	3.4%	3.54
21. I believe that the after school staff is knowledgeable, competent, and well prepared.	38.7%	54.8%	3.2%	0.0%	3.2%	3.37

RESPONSE PERCENT

	-A-	-B-	-C-	-D-	-E-	-F-
22. Favorite activities: (A) Homework	59.4%					
. Favorite activities: (A) Arts activities (music, dance, art, etc.)	34.4%					
. Favorite activities: (A) Reading activities	3.1%					
. Favorite activities: (A) Writing activities	15.6%					
. Favorite activities: (A) Life skills (cooking, bike shop, etc.)	9.4%					
. Favorite activities: (A) Math or science	6.3%					
. Favorite activities: (A) Sports and games	40.6%					
. Favorite activities: (A) Technology (video, photography, etc.)	18.8%					
. Favorite activities: (A) Service-learning projects	6.3%					
23. Activities you wish you could do more of: (A) Homework	25.0%					
. Activities you wish you could do more of: (A) Arts activities (music, dance, art)	46.9%					
. Activities you wish you could do more of: (A) Reading activities	0.0%					
. Activities you wish you could do more of: (A) Writing activities	0.0%					
. Activities you wish you could do more of: (A) Life skills (cooking, bike shop, etc.)	31.3%					
. Activities you wish you could do more of: (A) Math or science	6.3%					
. Activities you wish you could do more of: (A) Sports and games	37.5%					
. Activities you wish you could do more of: (A) Technology (video, photography, etc.)	9.4%					
. Activities you wish you could do more of: (A) Service-learning projects	6.3%					
24. In how many after school service-learning projects did you participate this year? (A) 0, (B) 1, (C) 2, (D) 3, (E) 4, (F) 5+	36.7%	23.3%	10.0%	20.0%	6.7%	3.3%
25. I feel close to this number of adults in the ASP: (A) 0, (B) 1, (C) 2, (D) 3, (E) 4, (F) 5+	9.7%	6.5%	29.0%	16.1%	19.4%	19.4%
26. I feel close to this number of students in the ASP: (A) 0, (B) 1, (C) 2, (D) 3, (E) 4, (F) 5+	10.0%	6.7%	6.7%	13.3%	10.0%	53.3%

Background Information

A. My gender: (A) Female, (B) Male, (C) Other	46.9%	53.1%	0.0%		
B. Number of years I have attended this ASP: (A) 1, (B) 2, (C) 3, (D) 4, (E) 5 or more	35.7%	35.7%	14.3%	10.7%	3.6%
C. Number of days a week I attend this ASP: (A) 1, (B) 2, (C) 3, (D) 4, (E) 5	11.1%	37.0%	29.6%	11.1%	11.1%
D. Why are you going to this ASP? (A) My parents want me to go.	21.9%				
. Why are you going to this ASP? (A) I do not want to go home and be alone.	0.0%				
. Why are you going to this ASP? (A) My friends go here.	34.4%				
. Why are you going to this ASP? (A) There are interesting things to do here.	21.9%				
. Why are you going to this ASP? (A) The school suggested I go.	18.8%				
. Why are you going to this ASP? (A) It is a safe place to be after school.	12.5%				
. Why are you going to this ASP? (A) To get help with my school work.	56.3%				
. Why are you going to this ASP? (A) I attended this after school program last year.	0.0%				
. Why are you going to this ASP? (A) Other or don't know.	6.3%				



SFUSD ASP Grades 7 & 10 Student Satisfaction Survey 2010

Lincoln HS Summary Report

Total 38 Respondents

RESPONSE PERCENT

Strongly Agree	Agree	Disagree	Strongly Disagree	Don't Know	MEAN
- 4 -	- 3 -	- 2 -	- 1 -		

Questions

Access and Equity

1. The after school staff cares about the success of all the students in my after school program.	47.4%	50.0%	0.0%	0.0%	2.6%	3.49
2. The students in my after school prgm are respectful of students who are different from them.	39.5%	50.0%	7.9%	0.0%	2.6%	3.32
3. My after school program values my home language and culture.	43.2%	35.1%	10.8%	0.0%	10.8%	3.36
4. The after school staff connects what I am learning to life outside of school.	42.1%	42.1%	5.3%	7.9%	2.6%	3.22
5. I am able to complete and get help with my homework in my after school program.	26.3%	50.0%	10.5%	2.6%	10.5%	3.12
6. I am given enough opportunities to help develop and lead activities in my program.	34.2%	44.7%	5.3%	7.9%	7.9%	3.14
7. There are enough materials to run the activities in my after school program.	31.6%	44.7%	13.2%	5.3%	5.3%	3.08
8. The after school program is a positive and safe place for learning.	34.2%	47.4%	5.3%	0.0%	13.2%	3.33
9. I feel safer in the after school program than during the regular school day.	42.1%	34.2%	7.9%	0.0%	15.8%	3.41

Student Achievement

10. The after school staff makes clear what they expect from me.	32.4%	54.1%	10.8%	0.0%	2.7%	3.22
11. The activities I participate in are engaging and challenging.	50.0%	42.1%	7.9%	0.0%	0.0%	3.42
12. The after school staff makes learning meaningful and joyful.	35.1%	48.6%	10.8%	0.0%	5.4%	3.26
13. My after school program includes daily activities that are fun and different from school.	36.8%	47.4%	7.9%	5.3%	2.6%	3.19
14. Participating in the after school program helps me do better during the regular school day.	40.5%	54.1%	2.7%	0.0%	2.7%	3.39
15. The after school staff uses computers and other technology to help me learn.	31.6%	50.0%	10.5%	0.0%	7.9%	3.23
16. I get to attend the activities in my after school that I am most interested in.	40.5%	48.6%	10.8%	0.0%	0.0%	3.30
17. I often see my after school staff at school during the regular school day.	45.9%	40.5%	10.8%	0.0%	2.7%	3.36

Accountability

18. I have somebody at home who cares about me and supports me in my learning.	48.6%	37.8%	0.0%	5.4%	8.1%	3.41
19. The after school staff treats me and all other students with respect.	44.7%	44.7%	7.9%	0.0%	2.6%	3.38
20. I like my after school program and would recommend it to others.	44.7%	44.7%	2.6%	2.6%	5.3%	3.39
21. I believe that the after school staff is knowledgeable, competent, and well prepared.	50.0%	36.8%	7.9%	0.0%	5.3%	3.44

RESPONSE PERCENT

	-A-	-B-	-C-	-D-	-E-	-F-
22. Favorite activities: (A) Homework						
. Favorite activities: (A) Arts activities (music, dance, art, etc.)	18.4%					
. Favorite activities: (A) Reading activities	13.2%					
. Favorite activities: (A) Writing activities	18.4%					
. Favorite activities: (A) Life skills (cooking, bike shop, etc.)	5.3%					
. Favorite activities: (A) Math or science	13.2%					
. Favorite activities: (A) Sports and games	15.8%					
. Favorite activities: (A) Technology (video, photography, etc.)	42.1%					
. Favorite activities: (A) Service-learning projects	10.5%					
23. Activities you wish you could do more of: (A) Homework	13.2%					
. Activities you wish you could do more of: (A) Arts activities (music, dance, art)	18.4%					
. Activities you wish you could do more of: (A) Reading activities	5.3%					
. Activities you wish you could do more of: (A) Writing activities	15.8%					
. Activities you wish you could do more of: (A) Life skills (cooking, bike shop, etc.)	13.2%					
. Activities you wish you could do more of: (A) Math or science	15.8%					
. Activities you wish you could do more of: (A) Sports and games	13.2%					
. Activities you wish you could do more of: (A) Technology (video, photography, etc.)	26.3%					
. Activities you wish you could do more of: (A) Service-learning projects	10.5%					
24. In how many after school service-learning projects did you participate this year? (A) 0, (B) 1, (C) 2, (D) 3, (E) 4, (F) 5+	10.5%	27.8%	36.1%	13.9%	16.7%	0.0%
25. I feel close to this number of adults in the ASP: (A) 0, (B) 1, (C) 2, (D) 3, (E) 4, (F) 5+	5.6%	16.2%	27.0%	18.9%	8.1%	10.8%
26. I feel close to this number of students in the ASP: (A) 0, (B) 1, (C) 2, (D) 3, (E) 4, (F) 5+	18.9%	8.1%	8.1%	16.2%	5.4%	5.4%

Background Information

A. My gender: (A) Female, (B) Male, (C) Other	36.1%	41.7%	22.2%		
B. Number of years I have attended this ASP: (A) 1, (B) 2, (C) 3, (D) 4, (E) 5 or more	48.5%	30.3%	9.1%	6.1%	6.1%
C. Number of days a week I attend this ASP: (A) 1, (B) 2, (C) 3, (D) 4, (E) 5	25.0%	21.9%	21.9%	9.4%	21.9%
D. Why are you going to this ASP? (A) My parents want me to go.	10.5%				
. Why are you going to this ASP? (A) I do not want to go home and be alone.	26.3%				
. Why are you going to this ASP? (A) My friends go here.	26.3%				
. Why are you going to this ASP? (A) There are interesting things to do here.	31.6%				
. Why are you going to this ASP? (A) The school suggested I go.	7.9%				
. Why are you going to this ASP? (A) It is a safe place to be after school.	26.3%				
. Why are you going to this ASP? (A) To get help with my school work.	5.3%				
. Why are you going to this ASP? (A) I attended this after school program last year.	15.8%				
. Why are you going to this ASP? (A) Other or don't know.	2.6%				



SFUSD ASP Grades 7 & 10 Student Satisfaction Survey 2010

Marshall HS Summary Report

Total 6 Respondents

RESPONSE PERCENT					MEAN
Strongly Agree	Agree	Disagree	Strongly Disagree	Don't Know	
- 4 -	- 3 -	- 2 -	- 1 -		

Questions

Access and Equity

1. The after school staff cares about the success of all the students in my after school program.	50.0%	33.3%	0.0%	0.0%	16.7%	3.60
2. The students in my after school prgm are respectful of students who are different from them.	16.7%	66.7%	16.7%	0.0%	0.0%	3.00
3. My after school program values my home language and culture.	20.0%	40.0%	0.0%	0.0%	40.0%	3.33
4. The after school staff connects what I am learning to life outside of school.	16.7%	50.0%	16.7%	0.0%	16.7%	3.00
5. I am able to complete and get help with my homework in my after school program.	33.3%	33.3%	16.7%	16.7%	0.0%	2.83
6. I am given enough opportunities to help develop and lead activities in my program.	16.7%	33.3%	16.7%	0.0%	33.3%	3.00
7. There are enough materials to run the activities in my after school program.	16.7%	50.0%	16.7%	0.0%	16.7%	3.00
8. The after school program is a positive and safe place for learning.	33.3%	66.7%	0.0%	0.0%	0.0%	3.33
9. I feel safer in the after school program than during the regular school day.	0.0%	50.0%	50.0%	0.0%	0.0%	2.50

Student Achievement

10. The after school staff makes clear what they expect from me.	50.0%	33.3%	0.0%	0.0%	16.7%	3.60
11. The activities I participate in are engaging and challenging.	33.3%	66.7%	0.0%	0.0%	0.0%	3.33
12. The after school staff makes learning meaningful and joyful.	33.3%	33.3%	0.0%	0.0%	33.3%	3.50
13. My after school program includes daily activities that are fun and different from school.	33.3%	33.3%	16.7%	0.0%	16.7%	3.20
14. Participating in the after school program helps me do better during the regular school day.	33.3%	50.0%	0.0%	0.0%	16.7%	3.40
15. The after school staff uses computers and other technology to help me learn.	50.0%	16.7%	16.7%	0.0%	16.7%	3.40
16. I get to attend the activities in my after school that I am most interested in.	50.0%	33.3%	16.7%	0.0%	0.0%	3.33
17. I often see my after school staff at school during the regular school day.	33.3%	16.7%	16.7%	0.0%	33.3%	3.25

Accountability

18. I have somebody at home who cares about me and supports me in my learning.	66.7%	33.3%	0.0%	0.0%	0.0%	3.67
19. The after school staff treats me and all other students with respect.	50.0%	50.0%	0.0%	0.0%	0.0%	3.50
20. I like my after school program and would recommend it to others.	50.0%	50.0%	0.0%	0.0%	0.0%	3.50
21. I believe that the after school staff is knowledgeable, competent, and well prepared.	33.3%	66.7%	0.0%	0.0%	0.0%	3.33

RESPONSE PERCENT

	-A-	-B-	-C-	-D-	-E-	-F-
22. Favorite activities: (A) Homework	66.7%					
. Favorite activities: (A) Arts activities (music, dance, art, etc.)	50.0%					
. Favorite activities: (A) Reading activities	16.7%					
. Favorite activities: (A) Writing activities	16.7%					
. Favorite activities: (A) Life skills (cooking, bike shop, etc.)	16.7%					
. Favorite activities: (A) Math or science	0.0%					
. Favorite activities: (A) Sports and games	50.0%					
. Favorite activities: (A) Technology (video, photography, etc.)	66.7%					
. Favorite activities: (A) Service-learning projects	0.0%					
23. Activities you wish you could do more of: (A) Homework	0.0%					
. Activities you wish you could do more of: (A) Arts activities (music, dance, art)	66.7%					
. Activities you wish you could do more of: (A) Reading activities	16.7%					
. Activities you wish you could do more of: (A) Writing activities	16.7%					
. Activities you wish you could do more of: (A) Life skills (cooking, bike shop, etc.)	16.7%					
. Activities you wish you could do more of: (A) Math or science	0.0%					
. Activities you wish you could do more of: (A) Sports and games	33.3%					
. Activities you wish you could do more of: (A) Technology (video, photography, etc.)	33.3%					
. Activities you wish you could do more of: (A) Service-learning projects	16.7%					
24. In how many after school service-learning projects did you participate this year? (A) 0, (B) 1, (C) 2, (D) 3, (E) 4, (F) 5+	33.3%	16.7%	33.3%	0.0%	16.7%	
25. I feel close to this number of adults in the ASP: (A) 0, (B) 1, (C) 2, (D) 3, (E) 4, (F) 5+	16.7%	0.0%	33.3%	16.7%	16.7%	16.7%
26. I feel close to this number of students in the ASP: (A) 0, (B) 1, (C) 2, (D) 3, (E) 4, (F) 5+	0.0%	16.7%	16.7%	0.0%	16.7%	50.0%

Background Information

A. My gender: (A) Female, (B) Male, (C) Other	66.7%	33.3%	0.0%		
B. Number of years I have attended this ASP: (A) 1, (B) 2, (C) 3, (D) 4, (E) 5 or more	50.0%	16.7%	33.3%	0.0%	0.0%
C. Number of days a week I attend this ASP: (A) 1, (B) 2, (C) 3, (D) 4, (E) 5	33.3%	0.0%	33.3%	33.3%	0.0%
D. Why are you going to this ASP? (A) My parents want me to go.	16.7%				
. Why are you going to this ASP? (A) I do not want to go home and be alone.	16.7%				
. Why are you going to this ASP? (A) My friends go here.	33.3%				
. Why are you going to this ASP? (A) There are interesting things to do here.	33.3%				
. Why are you going to this ASP? (A) The school suggested I go.	0.0%				
. Why are you going to this ASP? (A) It is a safe place to be after school.	16.7%				
. Why are you going to this ASP? (A) To get help with my school work.	33.3%				
. Why are you going to this ASP? (A) I attended this after school program last year.	0.0%				
. Why are you going to this ASP? (A) Other or don't know.	16.7%				



SFUSD ASP Grades 7 & 10 Student Satisfaction Survey 2010

Newcomer HS Summary Report

Total 29 Respondents

RESPONSE PERCENT

Strongly Agree	Agree	Disagree	Strongly Disagree	Don't Know	MEAN
- 4 -	- 3 -	- 2 -	- 1 -		

Questions

Access and Equity

1. The after school staff cares about the success of all the students in my after school program.	17.9%	71.4%	0.0%	0.0%	10.7%	3.20
2. The students in my after school prgm are respectful of students who are different from them.	20.7%	51.7%	13.8%	3.4%	10.3%	3.00
3. My after school program values my home language and culture.	29.6%	37.0%	25.9%	3.7%	3.7%	2.96
4. The after school staff connects what I am learning to life outside of school.	25.0%	50.0%	14.3%	0.0%	10.7%	3.12
5. I am able to complete and get help with my homework in my after school program.	31.0%	44.8%	10.3%	3.4%	10.3%	3.15
6. I am given enough opportunities to help develop and lead activities in my program.	32.1%	46.4%	10.7%	3.6%	7.1%	3.15
7. There are enough materials to run the activities in my after school program.	27.6%	37.9%	13.8%	0.0%	20.7%	3.17
8. The after school program is a positive and safe place for learning.	35.7%	35.7%	14.3%	3.6%	10.7%	3.16
9. I feel safer in the after school program than during the regular school day.	25.0%	39.3%	14.3%	3.6%	17.9%	3.04

Student Achievement

10. The after school staff makes clear what they expect from me.	32.1%	28.6%	14.3%	0.0%	25.0%	3.24
11. The activities I participate in are engaging and challenging.	17.9%	32.1%	17.9%	0.0%	32.1%	3.00
12. The after school staff makes learning meaningful and joyful.	25.9%	48.1%	11.1%	3.7%	11.1%	3.08
13. My after school program includes daily activities that are fun and different from school.	30.8%	50.0%	7.7%	3.8%	7.7%	3.17
14. Participating in the after school program helps me do better during the regular school day.	18.5%	48.1%	11.1%	0.0%	22.2%	3.10
15. The after school staff uses computers and other technology to help me learn.	28.6%	39.3%	17.9%	7.1%	7.1%	2.96
16. I get to attend the activities in my after school that I am most interested in.	22.2%	44.4%	18.5%	7.4%	7.4%	2.88
17. I often see my after school staff at school during the regular school day.	24.0%	40.0%	12.0%	12.0%	12.0%	2.86

Accountability

18. I have somebody at home who cares about me and supports me in my learning.	14.8%	44.4%	29.6%	3.7%	7.4%	2.76
19. The after school staff treats me and all other students with respect.	24.0%	52.0%	12.0%	4.0%	8.0%	3.04
20. I like my after school program and would recommend it to others.	15.4%	46.2%	19.2%	0.0%	19.2%	2.95
21. I believe that the after school staff is knowledgeable, competent, and well prepared.	15.4%	65.4%	11.5%	0.0%	7.7%	3.04

RESPONSE PERCENT

	-A-	-B-	-C-	-D-	-E-	-F-
22. Favorite activities: (A) Homework						51.7%
. Favorite activities: (A) Arts activities (music, dance, art, etc.)						34.5%
. Favorite activities: (A) Reading activities						6.9%
. Favorite activities: (A) Writing activities						3.4%
. Favorite activities: (A) Life skills (cooking, bike shop, etc.)						27.6%
. Favorite activities: (A) Math or science						24.1%
. Favorite activities: (A) Sports and games						41.4%
. Favorite activities: (A) Technology (video, photography, etc.)						6.9%
. Favorite activities: (A) Service-learning projects						13.8%
23. Activities you wish you could do more of: (A) Homework						27.6%
. Activities you wish you could do more of: (A) Arts activities (music, dance, art)						37.9%
. Activities you wish you could do more of: (A) Reading activities						13.8%
. Activities you wish you could do more of: (A) Writing activities						17.2%
. Activities you wish you could do more of: (A) Life skills (cooking, bike shop, etc.)						27.6%
. Activities you wish you could do more of: (A) Math or science						10.3%
. Activities you wish you could do more of: (A) Sports and games						27.6%
. Activities you wish you could do more of: (A) Technology (video, photography, etc.)						24.1%
. Activities you wish you could do more of: (A) Service-learning projects						17.2%
24. In how many after school service-learning projects did you participate this year? (A) 0, (B) 1, (C) 2, (D) 3, (E) 4, (F) 5+	29.2%	45.8%	8.3%	12.5%	4.2%	
25. I feel close to this number of adults in the ASP: (A) 0, (B) 1, (C) 2, (D) 3, (E) 4, (F) 5+	12.5%	16.7%	29.2%	20.8%	8.3%	12.5%
26. I feel close to this number of students in the ASP: (A) 0, (B) 1, (C) 2, (D) 3, (E) 4, (F) 5+	14.3%	14.3%	9.5%	14.3%	28.6%	19.0%

Background Information

A. My gender: (A) Female, (B) Male, (C) Other	51.7%	48.3%	0.0%		
B. Number of years I have attended this ASP: (A) 1, (B) 2, (C) 3, (D) 4, (E) 5 or more	70.4%	0.0%	11.1%	7.4%	11.1%
C. Number of days a week I attend this ASP: (A) 1, (B) 2, (C) 3, (D) 4, (E) 5	45.8%	8.3%	41.7%	0.0%	4.2%
D. Why are you going to this ASP? (A) My parents want me to go.	3.4%				
. Why are you going to this ASP? (A) I do not want to go home and be alone.	13.8%				
. Why are you going to this ASP? (A) My friends go here.	24.1%				
. Why are you going to this ASP? (A) There are interesting things to do here.	24.1%				
. Why are you going to this ASP? (A) The school suggested I go.	6.9%				
. Why are you going to this ASP? (A) It is a safe place to be after school.	13.8%				
. Why are you going to this ASP? (A) To get help with my school work.	34.5%				
. Why are you going to this ASP? (A) I attended this after school program last year.	3.4%				
. Why are you going to this ASP? (A) Other or don't know.	13.8%				



SFUSD ASP Grades 7 & 10 Student Satisfaction Survey 2010

O'Connell HS Summary Report

Total 16 Respondents

RESPONSE PERCENT					MEAN
Strongly Agree	Agree	Disagree	Strongly Disagree	Don't Know	
- 4 -	- 3 -	- 2 -	- 1 -		

Questions

Access and Equity

1. The after school staff cares about the success of all the students in my after school program.	26.7%	73.3%	0.0%	0.0%	0.0%	3.27
2. The students in my after school prgm are respectful of students who are different from them.	25.0%	68.8%	6.3%	0.0%	0.0%	3.19
3. My after school program values my home language and culture.	20.0%	60.0%	6.7%	0.0%	13.3%	3.15
4. The after school staff connects what I am learning to life outside of school.	13.3%	66.7%	13.3%	0.0%	6.7%	3.00
5. I am able to complete and get help with my homework in my after school program.	31.3%	68.8%	0.0%	0.0%	0.0%	3.31
6. I am given enough opportunities to help develop and lead activities in my program.	12.5%	62.5%	12.5%	0.0%	12.5%	3.00
7. There are enough materials to run the activities in my after school program.	6.7%	80.0%	6.7%	0.0%	6.7%	3.00
8. The after school program is a positive and safe place for learning.	31.3%	62.5%	6.3%	0.0%	0.0%	3.25
9. I feel safer in the after school program than during the regular school day.	14.3%	50.0%	7.1%	0.0%	28.6%	3.10

Student Achievement

10. The after school staff makes clear what they expect from me.	12.5%	81.3%	6.3%	0.0%	0.0%	3.06
11. The activities I participate in are engaging and challenging.	6.3%	56.3%	12.5%	0.0%	25.0%	2.92
12. The after school staff makes learning meaningful and joyful.	6.3%	62.5%	6.3%	0.0%	25.0%	3.00
13. My after school program includes daily activities that are fun and different from school.	18.8%	68.8%	6.3%	0.0%	6.3%	3.13
14. Participating in the after school program helps me do better during the regular school day.	6.3%	62.5%	12.5%	0.0%	18.8%	2.92
15. The after school staff uses computers and other technology to help me learn.	18.8%	68.8%	0.0%	0.0%	12.5%	3.21
16. I get to attend the activities in my after school that I am most interested in.	18.8%	62.5%	6.3%	0.0%	12.5%	3.14
17. I often see my after school staff at school during the regular school day.	13.3%	73.3%	13.3%	0.0%	0.0%	3.00

Accountability

18. I have somebody at home who cares about me and supports me in my learning.	37.5%	62.5%	0.0%	0.0%	0.0%	3.38
19. The after school staff treats me and all other students with respect.	25.0%	56.3%	6.3%	0.0%	12.5%	3.21
20. I like my after school program and would recommend it to others.	37.5%	56.3%	0.0%	0.0%	6.3%	3.40
21. I believe that the after school staff is knowledgeable, competent, and well prepared.	33.3%	66.7%	0.0%	0.0%	0.0%	3.33

RESPONSE PERCENT

	-A-	-B-	-C-	-D-	-E-	-F-
22. Favorite activities: (A) Homework	68.8%					
. Favorite activities: (A) Arts activities (music, dance, art, etc.)	18.8%					
. Favorite activities: (A) Reading activities	12.5%					
. Favorite activities: (A) Writing activities	6.3%					
. Favorite activities: (A) Life skills (cooking, bike shop, etc.)	6.3%					
. Favorite activities: (A) Math or science	12.5%					
. Favorite activities: (A) Sports and games	31.3%					
. Favorite activities: (A) Technology (video, photography, etc.)	25.0%					
. Favorite activities: (A) Service-learning projects	6.3%					
23. Activities you wish you could do more of: (A) Homework	25.0%					
. Activities you wish you could do more of: (A) Arts activities (music, dance, art)	56.3%					
. Activities you wish you could do more of: (A) Reading activities	18.8%					
. Activities you wish you could do more of: (A) Writing activities	12.5%					
. Activities you wish you could do more of: (A) Life skills (cooking, bike shop, etc.)	25.0%					
. Activities you wish you could do more of: (A) Math or science	12.5%					
. Activities you wish you could do more of: (A) Sports and games	0.0%					
. Activities you wish you could do more of: (A) Technology (video, photography, etc.)	37.5%					
. Activities you wish you could do more of: (A) Service-learning projects	12.5%					
24. In how many after school service-learning projects did you participate this year? (A) 0, (B) 1, (C) 2, (D) 3, (E) 4, (F) 5+	35.7%	28.6%	14.3%	7.1%	7.1%	7.1%
25. I feel close to this number of adults in the ASP: (A) 0, (B) 1, (C) 2, (D) 3, (E) 4, (F) 5+	13.3%	13.3%	26.7%	33.3%	0.0%	13.3%
26. I feel close to this number of students in the ASP: (A) 0, (B) 1, (C) 2, (D) 3, (E) 4, (F) 5+	6.7%	13.3%	13.3%	13.3%	33.3%	20.0%

Background Information

A. My gender: (A) Female, (B) Male, (C) Other	78.6%	21.4%	0.0%		
B. Number of years I have attended this ASP: (A) 1, (B) 2, (C) 3, (D) 4, (E) 5 or more	33.3%	20.0%	33.3%	6.7%	6.7%
C. Number of days a week I attend this ASP: (A) 1, (B) 2, (C) 3, (D) 4, (E) 5	35.7%	21.4%	14.3%	7.1%	21.4%
D. Why are you going to this ASP? (A) My parents want me to go.	0.0%				
. Why are you going to this ASP? (A) I do not want to go home and be alone.	0.0%				
. Why are you going to this ASP? (A) My friends go here.	25.0%				
. Why are you going to this ASP? (A) There are interesting things to do here.	6.3%				
. Why are you going to this ASP? (A) The school suggested I go.	0.0%				
. Why are you going to this ASP? (A) It is a safe place to be after school.	12.5%				
. Why are you going to this ASP? (A) To get help with my school work.	50.0%				
. Why are you going to this ASP? (A) I attended this after school program last year.	6.3%				
. Why are you going to this ASP? (A) Other or don't know.	31.3%				



SFUSD ASP Grades 7 & 10 Student Satisfaction Survey 2010

Wallenberg HS Summary Report

Total 12 Respondents

RESPONSE PERCENT

Strongly Agree	Agree	Disagree	Strongly Disagree	Don't Know	MEAN
- 4 -	- 3 -	- 2 -	- 1 -		

Questions

Access and Equity

1. The after school staff cares about the success of all the students in my after school program.	27.3%	63.6%	0.0%	0.0%	9.1%	3.30
2. The students in my after school prgm are respectful of students who are different from them.	41.7%	41.7%	8.3%	0.0%	8.3%	3.36
3. My after school program values my home language and culture.	25.0%	58.3%	0.0%	8.3%	8.3%	3.09
4. The after school staff connects what I am learning to life outside of school.	45.5%	36.4%	0.0%	9.1%	9.1%	3.30
5. I am able to complete and get help with my homework in my after school program.	54.5%	36.4%	0.0%	0.0%	9.1%	3.60
6. I am given enough opportunities to help develop and lead activities in my program.	41.7%	33.3%	8.3%	0.0%	16.7%	3.40
7. There are enough materials to run the activities in my after school program.	25.0%	41.7%	25.0%	0.0%	8.3%	3.00
8. The after school program is a positive and safe place for learning.	27.3%	54.5%	9.1%	0.0%	9.1%	3.20
9. I feel safer in the after school program than during the regular school day.	22.2%	44.4%	22.2%	0.0%	11.1%	3.00

Student Achievement

10. The after school staff makes clear what they expect from me.	58.3%	33.3%	0.0%	0.0%	8.3%	3.64
11. The activities I participate in are engaging and challenging.	33.3%	41.7%	8.3%	0.0%	16.7%	3.30
12. The after school staff makes learning meaningful and joyful.	16.7%	66.7%	8.3%	0.0%	8.3%	3.09
13. My after school program includes daily activities that are fun and different from school.	16.7%	50.0%	16.7%	0.0%	16.7%	3.00
14. Participating in the after school program helps me do better during the regular school day.	41.7%	25.0%	8.3%	0.0%	25.0%	3.44
15. The after school staff uses computers and other technology to help me learn.	33.3%	41.7%	8.3%	0.0%	16.7%	3.30
16. I get to attend the activities in my after school that I am most interested in.	25.0%	50.0%	8.3%	0.0%	16.7%	3.20
17. I often see my after school staff at school during the regular school day.	20.0%	60.0%	10.0%	0.0%	10.0%	3.11

Accountability

18. I have somebody at home who cares about me and supports me in my learning.	60.0%	30.0%	0.0%	0.0%	10.0%	3.67
19. The after school staff treats me and all other students with respect.	63.6%	27.3%	0.0%	0.0%	9.1%	3.70
20. I like my after school program and would recommend it to others.	45.5%	45.5%	0.0%	0.0%	9.1%	3.50
21. I believe that the after school staff is knowledgeable, competent, and well prepared.	63.6%	18.2%	0.0%	0.0%	18.2%	3.78

RESPONSE PERCENT

	-A-	-B-	-C-	-D-	-E-	-F-
22. Favorite activities: (A) Homework	58.3%					
. Favorite activities: (A) Arts activities (music, dance, art, etc.)	25.0%					
. Favorite activities: (A) Reading activities	0.0%					
. Favorite activities: (A) Writing activities	0.0%					
. Favorite activities: (A) Life skills (cooking, bike shop, etc.)	8.3%					
. Favorite activities: (A) Math or science	41.7%					
. Favorite activities: (A) Sports and games	58.3%					
. Favorite activities: (A) Technology (video, photography, etc.)	41.7%					
. Favorite activities: (A) Service-learning projects	8.3%					
23. Activities you wish you could do more of: (A) Homework	25.0%					
. Activities you wish you could do more of: (A) Arts activities (music, dance, art)	41.7%					
. Activities you wish you could do more of: (A) Reading activities	16.7%					
. Activities you wish you could do more of: (A) Writing activities	8.3%					
. Activities you wish you could do more of: (A) Life skills (cooking, bike shop, etc.)	41.7%					
. Activities you wish you could do more of: (A) Math or science	8.3%					
. Activities you wish you could do more of: (A) Sports and games	50.0%					
. Activities you wish you could do more of: (A) Technology (video, photography, etc.)	50.0%					
. Activities you wish you could do more of: (A) Service-learning projects	0.0%					
24. In how many after school service-learning projects did you participate this year? (A) 0, (B) 1, (C) 2, (D) 3, (E) 4, (F) 5+	16.7%	16.7%	33.3%	25.0%	8.3%	
25. I feel close to this number of adults in the ASP: (A) 0, (B) 1, (C) 2, (D) 3, (E) 4, (F) 5+	10.0%	10.0%	30.0%	40.0%	0.0%	10.0%
26. I feel close to this number of students in the ASP: (A) 0, (B) 1, (C) 2, (D) 3, (E) 4, (F) 5+	18.2%	9.1%	18.2%	27.3%	18.2%	9.1%

Background Information

A. My gender: (A) Female, (B) Male, (C) Other	25.0%	62.5%	12.5%		
B. Number of years I have attended this ASP: (A) 1, (B) 2, (C) 3, (D) 4, (E) 5 or more	14.3%	71.4%	14.3%	0.0%	0.0%
C. Number of days a week I attend this ASP: (A) 1, (B) 2, (C) 3, (D) 4, (E) 5	0.0%	0.0%	25.0%	50.0%	25.0%
D. Why are you going to this ASP? (A) My parents want me to go.	25.0%				
. Why are you going to this ASP? (A) I do not want to go home and be alone.	8.3%				
. Why are you going to this ASP? (A) My friends go here.	8.3%				
. Why are you going to this ASP? (A) There are interesting things to do here.	16.7%				
. Why are you going to this ASP? (A) The school suggested I go.	8.3%				
. Why are you going to this ASP? (A) It is a safe place to be after school.	0.0%				
. Why are you going to this ASP? (A) To get help with my school work.	33.3%				
. Why are you going to this ASP? (A) I attended this after school program last year.	8.3%				
. Why are you going to this ASP? (A) Other or don't know.	8.3%				



SFUSD ASP Grades 7 & 10 Student Satisfaction Survey 2010

Washington HS Summary Report

Total 52 Respondents

RESPONSE PERCENT					MEAN
Strongly Agree	Agree	Disagree	Strongly Disagree	Don't Know	
- 4 -	- 3 -	- 2 -	- 1 -		

Questions

Access and Equity

1. The after school staff cares about the success of all the students in my after school program.	30.8%	57.7%	3.8%	0.0%	7.7%	3.29
2. The students in my after school prgm are respectful of students who are different from them.	28.8%	53.8%	7.7%	5.8%	3.8%	3.10
3. My after school program values my home language and culture.	24.0%	58.0%	4.0%	0.0%	14.0%	3.23
4. The after school staff connects what I am learning to life outside of school.	15.4%	44.2%	17.3%	7.7%	15.4%	2.80
5. I am able to complete and get help with my homework in my after school program.	35.3%	47.1%	9.8%	3.9%	3.9%	3.18
6. I am given enough opportunities to help develop and lead activities in my program.	17.3%	44.2%	19.2%	1.9%	17.3%	2.93
7. There are enough materials to run the activities in my after school program.	24.0%	54.0%	8.0%	4.0%	10.0%	3.09
8. The after school program is a positive and safe place for learning.	44.2%	46.2%	5.8%	1.9%	1.9%	3.35
9. I feel safer in the after school program than during the regular school day.	20.8%	43.8%	12.5%	8.3%	14.6%	2.90

Student Achievement

10. The after school staff makes clear what they expect from me.	23.1%	55.8%	11.5%	1.9%	7.7%	3.08
11. The activities I participate in are engaging and challenging.	19.2%	50.0%	15.4%	1.9%	13.5%	3.00
12. The after school staff makes learning meaningful and joyful.	11.5%	63.5%	11.5%	0.0%	13.5%	3.00
13. My after school program includes daily activities that are fun and different from school.	19.2%	53.8%	13.5%	1.9%	11.5%	3.02
14. Participating in the after school program helps me do better during the regular school day.	20.0%	58.0%	6.0%	2.0%	14.0%	3.12
15. The after school staff uses computers and other technology to help me learn.	7.8%	47.1%	25.5%	2.0%	17.6%	2.74
16. I get to attend the activities in my after school that I am most interested in.	17.3%	59.6%	7.7%	3.8%	11.5%	3.02
17. I often see my after school staff at school during the regular school day.	18.0%	54.0%	14.0%	2.0%	12.0%	3.00

Accountability


18. I have somebody at home who cares about me and supports me in my learning.	44.2%	40.4%	11.5%	0.0%	3.8%	3.34
19. The after school staff treats me and all other students with respect.	35.3%	47.1%	5.9%	3.9%	7.8%	3.23
20. I like my after school program and would recommend it to others.	30.8%	50.0%	3.8%	3.8%	11.5%	3.22
21. I believe that the after school staff is knowledgeable, competent, and well prepared.	34.0%	46.0%	4.0%	2.0%	14.0%	3.30

RESPONSE PERCENT

	-A-	-B-	-C-	-D-	-E-	-F-
22. Favorite activities: (A) Homework	59.6%					
. Favorite activities: (A) Arts activities (music, dance, art, etc.)	19.2%					
. Favorite activities: (A) Reading activities	3.8%					
. Favorite activities: (A) Writing activities	1.9%					
. Favorite activities: (A) Life skills (cooking, bike shop, etc.)	13.5%					
. Favorite activities: (A) Math or science	17.3%					
. Favorite activities: (A) Sports and games	51.9%					
. Favorite activities: (A) Technology (video, photography, etc.)	25.0%					
. Favorite activities: (A) Service-learning projects	5.8%					
23. Activities you wish you could do more of: (A) Homework	38.5%					
. Activities you wish you could do more of: (A) Arts activities (music, dance, art)	26.9%					
. Activities you wish you could do more of: (A) Reading activities	3.8%					
. Activities you wish you could do more of: (A) Writing activities	3.8%					
. Activities you wish you could do more of: (A) Life skills (cooking, bike shop, etc.)	26.9%					
. Activities you wish you could do more of: (A) Math or science	21.2%					
. Activities you wish you could do more of: (A) Sports and games	42.3%					
. Activities you wish you could do more of: (A) Technology (video, photography, etc.)	25.0%					
. Activities you wish you could do more of: (A) Service-learning projects	9.6%					
24. In how many after school service-learning projects did you participate this year? (A) 0, (B) 1, (C) 2, (D) 3, (E) 4, (F) 5+	69.2%	15.4%	9.6%	5.8%	0.0%	
25. I feel close to this number of adults in the ASP: (A) 0, (B) 1, (C) 2, (D) 3, (E) 4, (F) 5+	31.4%	19.6%	23.5%	19.6%	2.0%	3.9%
26. I feel close to this number of students in the ASP: (A) 0, (B) 1, (C) 2, (D) 3, (E) 4, (F) 5+	25.0%	9.6%	5.8%	11.5%	9.6%	38.5%

Background Information

A. My gender: (A) Female, (B) Male, (C) Other	38.3%	57.4%	4.3%		
B. Number of years I have attended this ASP: (A) 1, (B) 2, (C) 3, (D) 4, (E) 5 or more	42.6%	25.5%	19.1%	4.3%	8.5%
C. Number of days a week I attend this ASP: (A) 1, (B) 2, (C) 3, (D) 4, (E) 5	14.3%	28.6%	22.4%	12.2%	22.4%
D. Why are you going to this ASP? (A) My parents want me to go.	5.8%				
. Why are you going to this ASP? (A) I do not want to go home and be alone.	19.2%				
. Why are you going to this ASP? (A) My friends go here.	26.9%				
. Why are you going to this ASP? (A) There are interesting things to do here.	30.8%				
. Why are you going to this ASP? (A) The school suggested I go.	3.8%				
. Why are you going to this ASP? (A) It is a safe place to be after school.	5.8%				
. Why are you going to this ASP? (A) To get help with my school work.	46.2%				
. Why are you going to this ASP? (A) I attended this after school program last year.	11.5%				
. Why are you going to this ASP? (A) Other or don't know.	25.0%				



SFUSD ASP Grades 7 & 10 Student Satisfaction Survey 2010

Wells HS Summary Report

Total 15 Respondents

RESPONSE PERCENT					MEAN
Strongly Agree	Agree	Disagree	Strongly Disagree	Don't Know	
- 4 -	- 3 -	- 2 -	- 1 -		

Questions

Access and Equity

1. The after school staff cares about the success of all the students in my after school program.	40.0%	60.0%	0.0%	0.0%	0.0%	3.40
2. The students in my after school prgm are respectful of students who are different from them.	13.3%	66.7%	20.0%	0.0%	0.0%	2.93
3. My after school program values my home language and culture.	20.0%	66.7%	0.0%	0.0%	13.3%	3.23
4. The after school staff connects what I am learning to life outside of school.	20.0%	60.0%	0.0%	0.0%	20.0%	3.25
5. I am able to complete and get help with my homework in my after school program.	40.0%	60.0%	0.0%	0.0%	0.0%	3.40
6. I am given enough opportunities to help develop and lead activities in my program.	13.3%	33.3%	13.3%	0.0%	40.0%	3.00
7. There are enough materials to run the activities in my after school program.	13.3%	66.7%	6.7%	0.0%	13.3%	3.08
8. The after school program is a positive and safe place for learning.	20.0%	80.0%	0.0%	0.0%	0.0%	3.20
9. I feel safer in the after school program than during the regular school day.	6.7%	33.3%	13.3%	0.0%	46.7%	2.88

Student Achievement

10. The after school staff makes clear what they expect from me.	13.3%	86.7%	0.0%	0.0%	0.0%	3.13
11. The activities I participate in are engaging and challenging.	20.0%	80.0%	0.0%	0.0%	0.0%	3.20
12. The after school staff makes learning meaningful and joyful.	13.3%	86.7%	0.0%	0.0%	0.0%	3.13
13. My after school program includes daily activities that are fun and different from school.	66.7%	33.3%	0.0%	0.0%	0.0%	3.67
14. Participating in the after school program helps me do better during the regular school day.	20.0%	60.0%	0.0%	0.0%	20.0%	3.25
15. The after school staff uses computers and other technology to help me learn.	20.0%	80.0%	0.0%	0.0%	0.0%	3.20
16. I get to attend the activities in my after school that I am most interested in.	33.3%	60.0%	6.7%	0.0%	0.0%	3.27
17. I often see my after school staff at school during the regular school day.	13.3%	33.3%	33.3%	6.7%	13.3%	2.62

Accountability

18. I have somebody at home who cares about me and supports me in my learning.	20.0%	73.3%	6.7%	0.0%	0.0%	3.13
19. The after school staff treats me and all other students with respect.	26.7%	73.3%	0.0%	0.0%	0.0%	3.27
20. I like my after school program and would recommend it to others.	21.4%	64.3%	0.0%	0.0%	14.3%	3.25
21. I believe that the after school staff is knowledgeable, competent, and well prepared.	20.0%	73.3%	0.0%	0.0%	6.7%	3.21

RESPONSE PERCENT

	-A-	-B-	-C-	-D-	-E-	-F-
22. Favorite activities: (A) Homework	20.0%					
. Favorite activities: (A) Arts activities (music, dance, art, etc.)	46.7%					
. Favorite activities: (A) Reading activities	0.0%					
. Favorite activities: (A) Writing activities	13.3%					
. Favorite activities: (A) Life skills (cooking, bike shop, etc.)	20.0%					
. Favorite activities: (A) Math or science	20.0%					
. Favorite activities: (A) Sports and games	66.7%					
. Favorite activities: (A) Technology (video, photography, etc.)	26.7%					
. Favorite activities: (A) Service-learning projects	0.0%					
23. Activities you wish you could do more of: (A) Homework	20.0%					
. Activities you wish you could do more of: (A) Arts activities (music, dance, art)	20.0%					
. Activities you wish you could do more of: (A) Reading activities	0.0%					
. Activities you wish you could do more of: (A) Writing activities	6.7%					
. Activities you wish you could do more of: (A) Life skills (cooking, bike shop, etc.)	13.3%					
. Activities you wish you could do more of: (A) Math or science	13.3%					
. Activities you wish you could do more of: (A) Sports and games	53.3%					
. Activities you wish you could do more of: (A) Technology (video, photography, etc.)	13.3%					
. Activities you wish you could do more of: (A) Service-learning projects	0.0%					
24. In how many after school service-learning projects did you participate this year? (A) 0, (B) 1, (C) 2, (D) 3, (E) 4, (F) 5+	100.0%	0.0%	0.0%	0.0%	0.0%	
25. I feel close to this number of adults in the ASP: (A) 0, (B) 1, (C) 2, (D) 3, (E) 4, (F) 5+	0.0%	38.5%	30.8%	15.4%	0.0%	15.4%
26. I feel close to this number of students in the ASP: (A) 0, (B) 1, (C) 2, (D) 3, (E) 4, (F) 5+	0.0%	15.4%	7.7%	0.0%	0.0%	76.9%

Background Information

A. My gender: (A) Female, (B) Male, (C) Other	46.7%	53.3%	0.0%		
B. Number of years I have attended this ASP: (A) 1, (B) 2, (C) 3, (D) 4, (E) 5 or more	80.0%	20.0%	0.0%	0.0%	0.0%
C. Number of days a week I attend this ASP: (A) 1, (B) 2, (C) 3, (D) 4, (E) 5	0.0%	21.4%	0.0%	78.6%	0.0%
D. Why are you going to this ASP? (A) My parents want me to go.	13.3%				
. Why are you going to this ASP? (A) I do not want to go home and be alone.	6.7%				
. Why are you going to this ASP? (A) My friends go here.	46.7%				
. Why are you going to this ASP? (A) There are interesting things to do here.	60.0%				
. Why are you going to this ASP? (A) The school suggested I go.	86.7%				
. Why are you going to this ASP? (A) It is a safe place to be after school.	6.7%				
. Why are you going to this ASP? (A) To get help with my school work.	66.7%				
. Why are you going to this ASP? (A) I attended this after school program last year.	13.3%				
. Why are you going to this ASP? (A) Other or don't know.	0.0%				