

School Health Programs Department



SFUSD After School Programs Spring 2011

Surveys


Staff

Grade 4

Grade 7

Grade 10

School Health Programs Department



SFUSD After School Programs Spring 2011

Staff Survey

SFUSD After School Staff Satisfaction Survey 2011

The purpose of this **voluntary** and **anonymous** survey is to obtain feedback from you on how our after school programs are doing in keeping our promises to our students and families—as described in our district’s strategic plan. The results of your survey will be reported by the District’s Research, Planning and Accountability Department next fall. Please include your own sheet of paper to write any additional comment you may have. Thank you.

Please use a pencil or a black ink pen to fill in a circle for each item like this: ● Not like this: ⊗ ⊘ ⊙ ⊚

Background Information

- My Gender: Female Male
- I have worked for ExCEL for: 1 year or less 2 years 3 years 4 years 5 years or more
- My Primary Position: Site coordinator Program leader Other Lead teacher

Access and Equity		Strongly Agree	Agree	Disagree	Strongly Disagree	Don't Know
1.	After school staff defines and contributes to the after school program’s vision and core values, as described in its Balanced Scorecard.	<input type="radio"/>	<input type="radio"/>	<input type="radio"/>	<input type="radio"/>	<input type="radio"/>
2.	After school staff in my program believes that their efforts make a difference in their students’ learning. (Self Efficacy)	<input type="radio"/>	<input type="radio"/>	<input type="radio"/>	<input type="radio"/>	<input type="radio"/>
3.	After school staff values and builds on our students’ languages, cultures, and lived experiences. (Culturally and Linguistically Responsive Pedagogy)	<input type="radio"/>	<input type="radio"/>	<input type="radio"/>	<input type="radio"/>	<input type="radio"/>
4.	Students in this after school program have a meaningful and caring relationship with at least one adult advocate.	<input type="radio"/>	<input type="radio"/>	<input type="radio"/>	<input type="radio"/>	<input type="radio"/>
5.	Students in my after school program perceive staff as supportive of their academic and social advancement.	<input type="radio"/>	<input type="radio"/>	<input type="radio"/>	<input type="radio"/>	<input type="radio"/>
6.	After school staff has sufficient materials to run their activities, including books and audio/visual equipment.	<input type="radio"/>	<input type="radio"/>	<input type="radio"/>	<input type="radio"/>	<input type="radio"/>
7.	My after school program is a safe place for teaching and learning.	<input type="radio"/>	<input type="radio"/>	<input type="radio"/>	<input type="radio"/>	<input type="radio"/>
Student Achievement		Strongly Agree	Agree	Disagree	Strongly Disagree	Don't Know
8.	Expectations in the after school program are clear for students, staff, and families.	<input type="radio"/>	<input type="radio"/>	<input type="radio"/>	<input type="radio"/>	<input type="radio"/>
9.	Professional development for staff is ongoing, research based, and clearly related to the school’s Balanced Scorecard.	<input type="radio"/>	<input type="radio"/>	<input type="radio"/>	<input type="radio"/>	<input type="radio"/>
10.	Our program offers high quality after school activities.	<input type="radio"/>	<input type="radio"/>	<input type="radio"/>	<input type="radio"/>	<input type="radio"/>
11.	The school provides opportunities for students to participate in community service projects.	<input type="radio"/>	<input type="radio"/>	<input type="radio"/>	<input type="radio"/>	<input type="radio"/>
12.	Staff in this after school program uses educational technology to enhance and promote the technological fluency of our students.	<input type="radio"/>	<input type="radio"/>	<input type="radio"/>	<input type="radio"/>	<input type="radio"/>
Accountability		Strongly Agree	Agree	Disagree	Strongly Disagree	Don't Know
13.	ExCEL values me as an employee.	<input type="radio"/>	<input type="radio"/>	<input type="radio"/>	<input type="radio"/>	<input type="radio"/>
14.	Families and the community feel welcomed and connected to the culture of the after school program.	<input type="radio"/>	<input type="radio"/>	<input type="radio"/>	<input type="radio"/>	<input type="radio"/>
15.	My after school program provides me with the support I need to improve my professional practice.	<input type="radio"/>	<input type="radio"/>	<input type="radio"/>	<input type="radio"/>	<input type="radio"/>
16.	I believe that my after school program’s strategic plan will achieve its goals and objectives.	<input type="radio"/>	<input type="radio"/>	<input type="radio"/>	<input type="radio"/>	<input type="radio"/>
17.	I would place my child in this after school program.	<input type="radio"/>	<input type="radio"/>	<input type="radio"/>	<input type="radio"/>	<input type="radio"/>
18.	Overall, I am satisfied with my job at ExCEL.	<input type="radio"/>	<input type="radio"/>	<input type="radio"/>	<input type="radio"/>	<input type="radio"/>



SFUSD ASP School Staff Satisfaction Survey 2011 Districtwide Summary Report

Total 342 Respondents

RESPONSE PERCENT

Strongly Agree	Agree	Disagree	Strongly Disagree	Don't Know	
- 4 -	- 3 -	- 2 -	- 1 -		

MEAN

Questions

Access and Equity

1. After school staff defines and contributes to the after school program's vision and core values, as described in its Balanced Scorecard.	46.3%	48.4%	1.2%	0.0%	4.2%	3.47
2. After school staff in my program believes that their efforts make a difference in their students' learning. (Self Efficacy)	62.9%	35.6%	0.6%	0.3%	0.6%	3.62
3. After school staff values and builds on our students' languages, cultures, and lived experiences. (Culturally and Linguistically Responsive Pedagogy)	50.1%	46.0%	3.2%	0.0%	0.6%	3.47
4. Students in this after school program have a meaningful and caring relationship with at least one adult advocate.	70.3%	29.4%	0.0%	0.3%	0.0%	3.70
5. Students in my after school program perceive staff as supportive of their academic and social advancement.	52.9%	45.0%	0.6%	0.6%	0.9%	3.52
6. After school staff has sufficient materials to run their activities, including books and audio/visual equipment.	24.9%	52.5%	16.9%	4.2%	1.5%	3.00
7. My after school program is a safe place for teaching and learning.	67.1%	32.0%	0.9%	0.0%	0.0%	3.66

Student Achievement

8. Expectations in the after school program are clear for students, staff, and families.	45.3%	48.8%	4.4%	0.9%	0.6%	3.39
9. Professional development for staff is ongoing, research based, and clearly related to the school's Balanced Scorecard.	27.4%	48.5%	12.8%	1.8%	9.5%	3.12
10. Our program offers high quality after school activities.	48.7%	46.3%	3.0%	0.3%	1.8%	3.46
11. The school provides opportunities for students to participate in community service projects.	26.0%	46.6%	15.2%	2.1%	10.1%	3.07
12. Staff in this after school program uses educational technology to enhance and promote the technological fluency of our students.	25.7%	44.2%	20.9%	3.6%	5.7%	2.97

Accountability


13. ExCEL values me as an employee.	34.1%	48.8%	5.3%	0.9%	10.9%	3.30
14. Families and the community feel welcomed and connected to the culture of the after school program.	47.5%	45.7%	3.2%	0.3%	3.2%	3.45
15. My after school program provides me with the support I need to improve my professional practice.	40.7%	49.0%	6.8%	0.6%	3.0%	3.34
16. I believe that my after school program's strategic plan will achieve its goals and objectives.	43.2%	48.5%	2.7%	1.2%	4.4%	3.40
17. I would place my child in this after school program.	52.6%	36.5%	2.9%	1.8%	6.2%	3.49
18. Overall, I am satisfied with my job at ExCEL.	49.6%	41.9%	4.7%	1.2%	2.7%	3.44

RESPONSE PERCENT

Background Information

A. My Gender: (A) Female (B) Male	60.0%	40.0%			
B. I have worked for ExCEL for: (A) 1 yr or less (B) 2 yrs (C) 3 yrs (D) 4 yrs (E) 5 yrs or more	46.5%	20.4%	12.2%	8.5%	12.5%
C. My Primary Position: (A) Site coordinator (B) Program leader (C) Other (D) Lead teacher	9.7%	62.5%	19.7%	8.1%	

School Health Programs Department



SFUSD After School Programs Spring 2011

Grade 4 Survey



SFUSD After School Program- 2011 Grade 4 Survey Distribution and Return Counts

School Name	School Number	Student Enrollment	Surveys Returned	
			Count	Percent
All Respondents- Grade 4	G04	1046	696	66.5%
Alvarado ES	420	32	25	78.1%
Argonne ES	435	20	20	100.0%
Buena Vista ES	461	25	15	60.0%
Carmichael ES	449	26	9	34.6%
Chin ES	872	22	14	63.6%
Chinese Ed Ctr ES	476	26	18	69.2%
Cobb ES	525	16	20	100.0%
El Dorado ES	521	23	20	87.0%
Fairmount ES	537	21	11	52.4%
Flynn ES	680	22	6	27.3%
Garfield ES	562	15	12	80.0%
Glen Park ES	575	24	17	70.8%
Grattan ES	589	37	20	54.1%
Guadalupe ES	593	33	37	100.0%
Harte ES	453	36	19	52.8%
Hillcrest ES	614	40	29	72.5%
Key ES	544	45	36	80.0%
Lafayette ES	664	15	19	100.0%
Lau ES	490	38	13	34.2%
Malcolm X Acdy ES	830	15	7	46.7%
Marshall ES	714	22	21	95.5%
McKinley ES	718	42	23	54.8%
Monroe ES	729	49	27	55.1%
Ortega ES	746	18	13	72.2%
Parker ES	638	15	11	73.3%
Parks ES	786	12	2	16.7%
Peabody ES	569	23	9	39.1%
Redding ES	790	27	14	51.9%
S.F. Community ES	493	22	18	81.8%
Sheridan ES	820	20	11	55.0%
Sloat ES	488	30	22	73.3%
Spring Valley ES	834	22	8	36.4%
Stevenson ES	782	29	26	89.7%
Sunnyside ES	842	20	26	100.0%
Sunset ES	750	50	25	50.0%
Taylor ES	513	28	14	50.0%
Tenderloin ES	859	12	6	50.0%
Ulloa ES	862	43	30	69.8%
Vis Valley ES	867	15	14	93.3%
Yick Wo ES	801	16	9	56.3%

SFUSD After School Satisfaction Survey 2011

Grade 4

We want to know what YOU think about your after school program. This survey is **confidential**. No one at your school will ever see your answers. This is not a test and there are no wrong answers. You do not have to answer any question you do not wish to answer, but we hope you will answer as many questions as you can.

School Number
000
[SCHOOL NAME]

Please fill in a circle for each item using a pencil or a black ink pen like this: ● **Not like this:** ⊗ ⊘ ⊙ ⊚

Please include any additional comments you may have about your after school program on a separate sheet of paper.

Background information

My gender: Female Male

Number of years I have attended this after school program 1 2 3 4 5 or more

Number of days a week I attend this after school program 1 2 3 4 5

Why are you going to this after school program? (Check all that apply.)

- My parents want me to go. I do not want to go home and be alone.
- My friends go here. There are interesting things to do here.
- The school suggested I go. It is a safe place to be after school.
- To get help with my school work. I attended this after school program last year. Other or don't know.

Access and Equity	Strongly Agree	Agree	Disagree	Strongly Disagree	Don't Know
1. The people who work in my after school program care about all the students in the program.	<input type="radio"/>	<input type="radio"/>	<input type="radio"/>	<input type="radio"/>	<input type="radio"/>
2. The students in my after school program treat each other with respect.	<input type="radio"/>	<input type="radio"/>	<input type="radio"/>	<input type="radio"/>	<input type="radio"/>
3. The people in my after school program respect my language and culture.	<input type="radio"/>	<input type="radio"/>	<input type="radio"/>	<input type="radio"/>	<input type="radio"/>
4. I get the help I need to complete my homework in after school.	<input type="radio"/>	<input type="radio"/>	<input type="radio"/>	<input type="radio"/>	<input type="radio"/>
5. My after school program is a positive and safe place for learning.	<input type="radio"/>	<input type="radio"/>	<input type="radio"/>	<input type="radio"/>	<input type="radio"/>
6. I feel safer in my after school program than during the regular school day.	<input type="radio"/>	<input type="radio"/>	<input type="radio"/>	<input type="radio"/>	<input type="radio"/>
Student Achievement	Strongly Agree	Agree	Disagree	Strongly Disagree	Don't Know
7. The people who work in my after school program make clear what they expect from me.	<input type="radio"/>	<input type="radio"/>	<input type="radio"/>	<input type="radio"/>	<input type="radio"/>
8. The after school activities I participate in are interesting and fun.	<input type="radio"/>	<input type="radio"/>	<input type="radio"/>	<input type="radio"/>	<input type="radio"/>
9. The after school staff uses computers and other technology to help me learn.	<input type="radio"/>	<input type="radio"/>	<input type="radio"/>	<input type="radio"/>	<input type="radio"/>
10. I often see my after school staff at school during the regular school day.	<input type="radio"/>	<input type="radio"/>	<input type="radio"/>	<input type="radio"/>	<input type="radio"/>
Accountability	Strongly Agree	Agree	Disagree	Strongly Disagree	Don't Know
11. I have somebody at home who cares about me and helps me in my learning.	<input type="radio"/>	<input type="radio"/>	<input type="radio"/>	<input type="radio"/>	<input type="radio"/>
12. The after school staff treats me and all other students with respect.	<input type="radio"/>	<input type="radio"/>	<input type="radio"/>	<input type="radio"/>	<input type="radio"/>
13. I like my after school program and would recommend it to other students.	<input type="radio"/>	<input type="radio"/>	<input type="radio"/>	<input type="radio"/>	<input type="radio"/>
14. The people who work in after school are knowledgeable and well prepared.	<input type="radio"/>	<input type="radio"/>	<input type="radio"/>	<input type="radio"/>	<input type="radio"/>

15. Which are your favorite activities in the after school program? (Please check your top three choices.)

- Homework
- Arts activities (music, dance, art, etc.)
- Reading activities
- Writing activities
- Life skills (cooking, bike shop, etc.)
- Math or science
- Sports and games
- Technology (video, photography, etc.)
- Service-learning projects

16. Which activities do you wish you could do more of? (Check all that apply)

- Homework
- Arts activities (music, dance, art)
- Reading activities
- Writing activities
- Life skills (cooking, bike shop, etc.)
- Math or science
- Sports and games
- Technology (video, photography, etc.)
- Service-learning projects

17. In how many after school service-learning projects did you participate this year? 0 1 2 3 4 5+

18. I feel close to this number of adults in the after school program: 0 1 2 3 4 5+

19. I feel close to this number of students in the after school program: 0 1 2 3 4 5+



SFUSD ASP Grade 4 Student Satisfaction Survey 2011

Grade 04 Summary Report

Total 696 Respondents

RESPONSE PERCENT					MEAN
Strongly Agree - 4 -	Agree - 3 -	Disagree - 2 -	Strongly Disagree - 1 -	Don't Know	

Questions

Access and Equity

1. The people who work in my after school program care about all the students in the program.	43.8%	38.0%	4.5%	2.2%	11.6%	3.40
2. The students in my after school program treat each other with respect.	17.1%	39.9%	20.1%	8.0%	14.9%	2.78
3. The people in my after school program respect my language and culture.	40.6%	33.4%	7.9%	3.1%	15.1%	3.31
4. I get the help I need to complete my homework in after school.	52.5%	36.0%	4.9%	2.3%	4.3%	3.45
5. My after school program is a positive and safe place for learning.	44.9%	38.2%	5.3%	2.1%	9.5%	3.39
6. I feel safer in my after school program than during the regular school day.	20.1%	31.3%	15.9%	10.0%	22.8%	2.80

Student Achievement

7. The people who work in my after school program make clear what they expect from me.	36.3%	44.6%	5.4%	2.0%	11.7%	3.30
8. The after school activities I participate in are interesting and fun.	46.4%	37.7%	6.5%	2.8%	6.5%	3.37
9. The after school staff uses computers and other technology to help me learn.	17.1%	19.0%	27.1%	21.6%	15.3%	2.37
10. I often see my after school staff at school during the regular school day.	26.0%	42.5%	13.4%	7.2%	10.8%	2.98

Accountability

11. I have somebody at home who cares about me and helps me in my learning.	62.8%	26.7%	3.1%	2.9%	4.5%	3.56
12. The after school staff treats me and all other students with respect.	44.0%	37.8%	5.1%	4.5%	8.5%	3.33
13. I like my after school program and would recommend it to other students.	38.0%	37.1%	7.1%	5.2%	12.6%	3.24
14. The people who work in after school are knowledgeable and well prepared.	41.0%	35.7%	6.4%	2.6%	14.2%	3.34

RESPONSE PERCENT

	-A-	-B-	-C-	-D-	-E-	-F-
15. Favorite activities: (A) Homework	23.3%					
. Favorite activities: (A) Arts activities (music, dance, art, etc.)	49.6%					
. Favorite activities: (A) Reading activities	12.4%					
. Favorite activities: (A) Writing activities	4.2%					
. Favorite activities: (A) Life skills (cooking, bike shop, etc.)	49.9%					
. Favorite activities: (A) Math or science	19.4%					
. Favorite activities: (A) Sports and games	76.0%					
. Favorite activities: (A) Technology (video, photography, etc.)	33.5%					
. Favorite activities: (A) Service-learning projects	13.5%					
16. Activities you wish you could do more of: (A) Homework	23.1%					
. Activities you wish you could do more of: (A) Arts activities (music, dance, art)	42.4%					
. Activities you wish you could do more of: (A) Reading activities	14.7%					
. Activities you wish you could do more of: (A) Writing activities	8.0%					
. Activities you wish you could do more of: (A) Life skills (cooking, bike shop, etc.)	52.7%					
. Activities you wish you could do more of: (A) Math or science	24.0%					
. Activities you wish you could do more of: (A) Sports and games	65.4%					
. Activities you wish you could do more of: (A) Technology (video, photography, etc.)	42.2%					
. Activities you wish you could do more of: (A) Service-learning projects	19.4%					
17. In how many after school service-learning projects did you participate this year? (A) 0, (B) 1, (C) 2, (D) 3, (E) 4, (F) 5+	14.4%	19.6%	13.9%	12.7%	8.9%	30.5%
18. I feel close to this number of adults in the ASP: (A) 0, (B) 1, (C) 2, (D) 3, (E) 4, (F) 5+	6.2%	9.9%	14.3%	13.8%	12.5%	43.4%
19. I feel close to this number of students in the ASP: (A) 0, (B) 1, (C) 2, (D) 3, (E) 4, (F) 5+	3.4%	3.5%	6.6%	8.6%	10.1%	67.8%

Background Information

A. My gender: (A) Female, (B) Male	50.7%	49.3%				
B. Number of years I have attended this ASP: (A) 1, (B) 2, (C) 3, (D) 4, (E) 5 or more	19.3%	26.6%	21.7%	16.5%	15.8%	
C. Number of days a week I attend this ASP: (A) 1, (B) 2, (C) 3, (D) 4, (E) 5	0.2%	0.9%	3.2%	6.9%	88.9%	
D. Why are you going to this ASP? (A) My parents want me to go.	59.8%					
. Why are you going to this ASP? (A) I do not want to go home and be alone.	17.7%					
. Why are you going to this ASP? (A) My friends go here.	32.5%					
. Why are you going to this ASP? (A) There are interesting things to do here.	34.6%					
. Why are you going to this ASP? (A) The school suggested I go.	9.6%					
. Why are you going to this ASP? (A) It is a safe place to be after school.	26.3%					
. Why are you going to this ASP? (A) To get help with my school work.	41.1%					
. Why are you going to this ASP? (A) I attended this after school program last year.	27.3%					
. Why are you going to this ASP? (A) Other or don't know.	14.5%					



SFUSD ASP Grade 4 Student Satisfaction Survey 2011

Alvarado ES Summary Report

Total 25 Respondents

RESPONSE PERCENT					MEAN
Strongly Agree - 4 -	Agree - 3 -	Disagree - 2 -	Strongly Disagree - 1 -	Don't Know	

Questions

Access and Equity

1. The people who work in my after school program care about all the students in the program.	52.0%	40.0%	0.0%	0.0%	8.0%	3.57
2. The students in my after school program treat each other with respect.	52.0%	32.0%	8.0%	0.0%	8.0%	3.48
3. The people in my after school program respect my language and culture.	72.0%	16.0%	0.0%	0.0%	12.0%	3.82
4. I get the help I need to complete my homework in after school.	56.0%	40.0%	0.0%	0.0%	4.0%	3.58
5. My after school program is a positive and safe place for learning.	72.0%	24.0%	0.0%	0.0%	4.0%	3.75
6. I feel safer in my after school program than during the regular school day.	45.8%	45.8%	0.0%	0.0%	8.3%	3.50

Student Achievement

7. The people who work in my after school program make clear what they expect from me.	70.8%	29.2%	0.0%	0.0%	0.0%	3.71
8. The after school activities I participate in are interesting and fun.	64.0%	28.0%	8.0%	0.0%	0.0%	3.56
9. The after school staff uses computers and other technology to help me learn.	48.0%	24.0%	16.0%	0.0%	12.0%	3.36
10. I often see my after school staff at school during the regular school day.	64.0%	28.0%	0.0%	4.0%	4.0%	3.58

Accountability

11. I have somebody at home who cares about me and helps me in my learning.	70.8%	29.2%	0.0%	0.0%	0.0%	3.71
12. The after school staff treats me and all other students with respect.	62.5%	33.3%	0.0%	0.0%	4.2%	3.65
13. I like my after school program and would recommend it to other students.	66.7%	16.7%	4.2%	4.2%	8.3%	3.59
14. The people who work in after school are knowledgeable and well prepared.	77.3%	18.2%	0.0%	0.0%	4.5%	3.81

RESPONSE PERCENT

	-A-	-B-	-C-	-D-	-E-	-F-
15. Favorite activities: (A) Homework	12.0%					
. Favorite activities: (A) Arts activities (music, dance, art, etc.)	60.0%					
. Favorite activities: (A) Reading activities	12.0%					
. Favorite activities: (A) Writing activities	8.0%					
. Favorite activities: (A) Life skills (cooking, bike shop, etc.)	48.0%					
. Favorite activities: (A) Math or science	20.0%					
. Favorite activities: (A) Sports and games	72.0%					
. Favorite activities: (A) Technology (video, photography, etc.)	52.0%					
. Favorite activities: (A) Service-learning projects	24.0%					
16. Activities you wish you could do more of: (A) Homework	16.0%					
. Activities you wish you could do more of: (A) Arts activities (music, dance, art)	36.0%					
. Activities you wish you could do more of: (A) Reading activities	16.0%					
. Activities you wish you could do more of: (A) Writing activities	0.0%					
. Activities you wish you could do more of: (A) Life skills (cooking, bike shop, etc.)	48.0%					
. Activities you wish you could do more of: (A) Math or science	4.0%					
. Activities you wish you could do more of: (A) Sports and games	44.0%					
. Activities you wish you could do more of: (A) Technology (video, photography, etc.)	48.0%					
. Activities you wish you could do more of: (A) Service-learning projects	40.0%					
17. In how many after school service-learning projects did you participate this year? (A) 0, (B) 1, (C) 2, (D) 3, (E) 4, (F) 5+	8.3%	41.7%	16.7%	8.3%	8.3%	16.7%
18. I feel close to this number of adults in the ASP: (A) 0, (B) 1, (C) 2, (D) 3, (E) 4, (F) 5+	4.0%	4.0%	20.0%	0.0%	28.0%	44.0%
19. I feel close to this number of students in the ASP: (A) 0, (B) 1, (C) 2, (D) 3, (E) 4, (F) 5+	0.0%	4.0%	8.0%	8.0%	24.0%	56.0%

Background Information

A. My gender: (A) Female, (B) Male	41.7%	58.3%				
B. Number of years I have attended this ASP: (A) 1, (B) 2, (C) 3, (D) 4, (E) 5 or more	13.6%	9.1%	22.7%	31.8%	22.7%	
C. Number of days a week I attend this ASP: (A) 1, (B) 2, (C) 3, (D) 4, (E) 5	0.0%	0.0%	4.5%	18.2%	77.3%	
D. Why are you going to this ASP? (A) My parents want me to go.	64.0%					
. Why are you going to this ASP? (A) I do not want to go home and be alone.	8.0%					
. Why are you going to this ASP? (A) My friends go here.	24.0%					
. Why are you going to this ASP? (A) There are interesting things to do here.	40.0%					
. Why are you going to this ASP? (A) The school suggested I go.	24.0%					
. Why are you going to this ASP? (A) It is a safe place to be after school.	36.0%					
. Why are you going to this ASP? (A) To get help with my school work.	52.0%					
. Why are you going to this ASP? (A) I attended this after school program last year.	32.0%					
. Why are you going to this ASP? (A) Other or don't know.	12.0%					



SFUSD ASP Grade 4 Student Satisfaction Survey 2011

Argonne ES Summary Report

Total 20 Respondents

RESPONSE PERCENT

Strongly Agree	Agree	Disagree	Strongly Disagree	Don't Know	MEAN
- 4 -	- 3 -	- 2 -	- 1 -		

Questions

Access and Equity

1. The people who work in my after school program care about all the students in the program.	20.0%	50.0%	20.0%	0.0%	10.0%	3.00
2. The students in my after school program treat each other with respect.	15.0%	20.0%	30.0%	10.0%	25.0%	2.53
3. The people in my after school program respect my language and culture.	20.0%	40.0%	15.0%	0.0%	25.0%	3.07
4. I get the help I need to complete my homework in after school.	35.0%	40.0%	15.0%	0.0%	10.0%	3.22
5. My after school program is a positive and safe place for learning.	21.1%	52.6%	26.3%	0.0%	0.0%	2.95
6. I feel safer in my after school program than during the regular school day.	20.0%	30.0%	30.0%	5.0%	15.0%	2.76

Student Achievement

7. The people who work in my after school program make clear what they expect from me.	35.0%	35.0%	20.0%	0.0%	10.0%	3.17
8. The after school activities I participate in are interesting and fun.	30.0%	45.0%	15.0%	5.0%	5.0%	3.05
9. The after school staff uses computers and other technology to help me learn.	5.3%	21.1%	31.6%	36.8%	5.3%	1.94
10. I often see my after school staff at school during the regular school day.	10.5%	26.3%	42.1%	15.8%	5.3%	2.33

Accountability

11. I have somebody at home who cares about me and helps me in my learning.	55.0%	25.0%	5.0%	0.0%	15.0%	3.59
12. The after school staff treats me and all other students with respect.	15.0%	55.0%	20.0%	10.0%	0.0%	2.75
13. I like my after school program and would recommend it to other students.	15.0%	40.0%	15.0%	5.0%	25.0%	2.87
14. The people who work in after school are knowledgeable and well prepared.	20.0%	55.0%	15.0%	0.0%	10.0%	3.06

RESPONSE PERCENT

-A-	-B-	-C-	-D-	-E-	-F-
-----	-----	-----	-----	-----	-----

15. Favorite activities: (A) Homework	20.0%					
. Favorite activities: (A) Arts activities (music, dance, art, etc.)	15.0%					
. Favorite activities: (A) Reading activities	15.0%					
. Favorite activities: (A) Writing activities	0.0%					
. Favorite activities: (A) Life skills (cooking, bike shop, etc.)	65.0%					
. Favorite activities: (A) Math or science	20.0%					
. Favorite activities: (A) Sports and games	80.0%					
. Favorite activities: (A) Technology (video, photography, etc.)	30.0%					
. Favorite activities: (A) Service-learning projects	10.0%					
16. Activities you wish you could do more of: (A) Homework	15.0%					
. Activities you wish you could do more of: (A) Arts activities (music, dance, art)	10.0%					
. Activities you wish you could do more of: (A) Reading activities	10.0%					
. Activities you wish you could do more of: (A) Writing activities	0.0%					
. Activities you wish you could do more of: (A) Life skills (cooking, bike shop, etc.)	45.0%					
. Activities you wish you could do more of: (A) Math or science	25.0%					
. Activities you wish you could do more of: (A) Sports and games	70.0%					
. Activities you wish you could do more of: (A) Technology (video, photography, etc.)	40.0%					
. Activities you wish you could do more of: (A) Service-learning projects	5.0%					
17. In how many after school service-learning projects did you participate this year? (A) 0, (B) 1, (C) 2, (D) 3, (E) 4, (F) 5+	36.8%	15.8%	21.1%	5.3%	10.5%	10.5%
18. I feel close to this number of adults in the ASP: (A) 0, (B) 1, (C) 2, (D) 3, (E) 4, (F) 5+	15.0%	5.0%	10.0%	15.0%	15.0%	40.0%
19. I feel close to this number of students in the ASP: (A) 0, (B) 1, (C) 2, (D) 3, (E) 4, (F) 5+	5.0%	0.0%	15.0%	10.0%	5.0%	65.0%

Background Information

A. My gender: (A) Female, (B) Male	45.0%	55.0%				
B. Number of years I have attended this ASP: (A) 1, (B) 2, (C) 3, (D) 4, (E) 5 or more	15.0%	30.0%	15.0%	35.0%	5.0%	
C. Number of days a week I attend this ASP: (A) 1, (B) 2, (C) 3, (D) 4, (E) 5	0.0%	0.0%	0.0%	5.6%	94.4%	
D. Why are you going to this ASP? (A) My parents want me to go.	40.0%					
. Why are you going to this ASP? (A) I do not want to go home and be alone.	20.0%					
. Why are you going to this ASP? (A) My friends go here.	10.0%					
. Why are you going to this ASP? (A) There are interesting things to do here.	15.0%					
. Why are you going to this ASP? (A) The school suggested I go.	0.0%					
. Why are you going to this ASP? (A) It is a safe place to be after school.	10.0%					
. Why are you going to this ASP? (A) To get help with my school work.	30.0%					
. Why are you going to this ASP? (A) I attended this after school program last year.	10.0%					
. Why are you going to this ASP? (A) Other or don't know.	25.0%					



SFUSD ASP Grade 4 Student Satisfaction Survey 2011

Buena Vista ES Summary Report

Total 15 Respondents

RESPONSE PERCENT

Strongly Agree	Agree	Disagree	Strongly Disagree	Don't Know	MEAN
- 4 -	- 3 -	- 2 -	- 1 -		

Questions

Access and Equity

1. The people who work in my after school program care about all the students in the program.	60.0%	26.7%	0.0%	0.0%	13.3%	3.69
2. The students in my after school program treat each other with respect.	20.0%	53.3%	13.3%	0.0%	13.3%	3.08
3. The people in my after school program respect my language and culture.	66.7%	26.7%	6.7%	0.0%	0.0%	3.60
4. I get the help I need to complete my homework in after school.	73.3%	26.7%	0.0%	0.0%	0.0%	3.73
5. My after school program is a positive and safe place for learning.	53.3%	33.3%	6.7%	0.0%	6.7%	3.50
6. I feel safer in my after school program than during the regular school day.	26.7%	6.7%	26.7%	6.7%	33.3%	2.80

Student Achievement

7. The people who work in my after school program make clear what they expect from me.	53.3%	33.3%	6.7%	6.7%	0.0%	3.33
8. The after school activities I participate in are interesting and fun.	93.3%	6.7%	0.0%	0.0%	0.0%	3.93
9. The after school staff uses computers and other technology to help me learn.	0.0%	6.7%	26.7%	26.7%	40.0%	1.67
10. I often see my after school staff at school during the regular school day.	46.7%	40.0%	0.0%	0.0%	13.3%	3.54

Accountability

11. I have somebody at home who cares about me and helps me in my learning.	66.7%	33.3%	0.0%	0.0%	0.0%	3.67
12. The after school staff treats me and all other students with respect.	73.3%	13.3%	6.7%	6.7%	0.0%	3.53
13. I like my after school program and would recommend it to other students.	61.5%	15.4%	15.4%	0.0%	7.7%	3.50
14. The people who work in after school are knowledgeable and well prepared.	50.0%	35.7%	7.1%	7.1%	0.0%	3.29

RESPONSE PERCENT

	-A-	-B-	-C-	-D-	-E-	-F-
15. Favorite activities: (A) Homework	20.0%					
. Favorite activities: (A) Arts activities (music, dance, art, etc.)	80.0%					
. Favorite activities: (A) Reading activities	6.7%					
. Favorite activities: (A) Writing activities	6.7%					
. Favorite activities: (A) Life skills (cooking, bike shop, etc.)	80.0%					
. Favorite activities: (A) Math or science	13.3%					
. Favorite activities: (A) Sports and games	73.3%					
. Favorite activities: (A) Technology (video, photography, etc.)	26.7%					
. Favorite activities: (A) Service-learning projects	20.0%					
16. Activities you wish you could do more of: (A) Homework	20.0%					
. Activities you wish you could do more of: (A) Arts activities (music, dance, art)	86.7%					
. Activities you wish you could do more of: (A) Reading activities	26.7%					
. Activities you wish you could do more of: (A) Writing activities	20.0%					
. Activities you wish you could do more of: (A) Life skills (cooking, bike shop, etc.)	73.3%					
. Activities you wish you could do more of: (A) Math or science	33.3%					
. Activities you wish you could do more of: (A) Sports and games	60.0%					
. Activities you wish you could do more of: (A) Technology (video, photography, etc.)	40.0%					
. Activities you wish you could do more of: (A) Service-learning projects	13.3%					
17. In how many after school service-learning projects did you participate this year? (A) 0, (B) 1, (C) 2, (D) 3, (E) 4, (F) 5+	0.0%	0.0%	0.0%	7.7%	15.4%	76.9%
18. I feel close to this number of adults in the ASP: (A) 0, (B) 1, (C) 2, (D) 3, (E) 4, (F) 5+	0.0%	6.7%	20.0%	6.7%	13.3%	53.3%
19. I feel close to this number of students in the ASP: (A) 0, (B) 1, (C) 2, (D) 3, (E) 4, (F) 5+	0.0%	0.0%	0.0%	20.0%	13.3%	66.7%

Background Information

A. My gender: (A) Female, (B) Male	60.0%	40.0%			
B. Number of years I have attended this ASP: (A) 1, (B) 2, (C) 3, (D) 4, (E) 5 or more	6.7%	40.0%	20.0%	0.0%	33.3%
C. Number of days a week I attend this ASP: (A) 1, (B) 2, (C) 3, (D) 4, (E) 5	0.0%	0.0%	0.0%	0.0%	100.0%
D. Why are you going to this ASP? (A) My parents want me to go.	66.7%				
. Why are you going to this ASP? (A) I do not want to go home and be alone.	0.0%				
. Why are you going to this ASP? (A) My friends go here.	53.3%				
. Why are you going to this ASP? (A) There are interesting things to do here.	33.3%				
. Why are you going to this ASP? (A) The school suggested I go.	13.3%				
. Why are you going to this ASP? (A) It is a safe place to be after school.	6.7%				
. Why are you going to this ASP? (A) To get help with my school work.	73.3%				
. Why are you going to this ASP? (A) I attended this after school program last year.	13.3%				
. Why are you going to this ASP? (A) Other or don't know.	0.0%				



SFUSD ASP Grade 4 Student Satisfaction Survey 2011

Carmichael ES Summary Report

Total 9 Respondents

RESPONSE PERCENT					MEAN
Strongly Agree - 4 -	Agree - 3 -	Disagree - 2 -	Strongly Disagree - 1 -	Don't Know	

Questions

Access and Equity

1. The people who work in my after school program care about all the students in the program.	66.7%	22.2%	0.0%	0.0%	11.1%	3.75
2. The students in my after school program treat each other with respect.	55.6%	33.3%	0.0%	0.0%	11.1%	3.63
3. The people in my after school program respect my language and culture.	77.8%	0.0%	0.0%	0.0%	22.2%	4.00
4. I get the help I need to complete my homework in after school.	88.9%	11.1%	0.0%	0.0%	0.0%	3.89
5. My after school program is a positive and safe place for learning.	88.9%	11.1%	0.0%	0.0%	0.0%	3.89
6. I feel safer in my after school program than during the regular school day.	33.3%	55.6%	11.1%	0.0%	0.0%	3.22

Student Achievement

7. The people who work in my after school program make clear what they expect from me.	33.3%	44.4%	11.1%	0.0%	11.1%	3.25
8. The after school activities I participate in are interesting and fun.	50.0%	50.0%	0.0%	0.0%	0.0%	3.50
9. The after school staff uses computers and other technology to help me learn.	25.0%	12.5%	12.5%	25.0%	25.0%	2.50
10. I often see my after school staff at school during the regular school day.	12.5%	25.0%	25.0%	12.5%	25.0%	2.50

Accountability

11. I have somebody at home who cares about me and helps me in my learning.	62.5%	12.5%	12.5%	0.0%	12.5%	3.57
12. The after school staff treats me and all other students with respect.	66.7%	33.3%	0.0%	0.0%	0.0%	3.67
13. I like my after school program and would recommend it to other students.	37.5%	50.0%	0.0%	0.0%	12.5%	3.43
14. The people who work in after school are knowledgeable and well prepared.	77.8%	11.1%	0.0%	0.0%	11.1%	3.88

RESPONSE PERCENT

	-A-	-B-	-C-	-D-	-E-	-F-
15. Favorite activities: (A) Homework						22.2%
. Favorite activities: (A) Arts activities (music, dance, art, etc.)						66.7%
. Favorite activities: (A) Reading activities						11.1%
. Favorite activities: (A) Writing activities						11.1%
. Favorite activities: (A) Life skills (cooking, bike shop, etc.)						44.4%
. Favorite activities: (A) Math or science						22.2%
. Favorite activities: (A) Sports and games						77.8%
. Favorite activities: (A) Technology (video, photography, etc.)						0.0%
. Favorite activities: (A) Service-learning projects						0.0%
16. Activities you wish you could do more of: (A) Homework						11.1%
. Activities you wish you could do more of: (A) Arts activities (music, dance, art)						22.2%
. Activities you wish you could do more of: (A) Reading activities						0.0%
. Activities you wish you could do more of: (A) Writing activities						11.1%
. Activities you wish you could do more of: (A) Life skills (cooking, bike shop, etc.)						11.1%
. Activities you wish you could do more of: (A) Math or science						33.3%
. Activities you wish you could do more of: (A) Sports and games						77.8%
. Activities you wish you could do more of: (A) Technology (video, photography, etc.)						22.2%
. Activities you wish you could do more of: (A) Service-learning projects						0.0%
17. In how many after school service-learning projects did you participate this year? (A) 0, (B) 1, (C) 2, (D) 3, (E) 4, (F) 5+	0.0%	14.3%	14.3%	14.3%	14.3%	42.9%
18. I feel close to this number of adults in the ASP: (A) 0, (B) 1, (C) 2, (D) 3, (E) 4, (F) 5+	0.0%	11.1%	11.1%	11.1%	0.0%	66.7%
19. I feel close to this number of students in the ASP: (A) 0, (B) 1, (C) 2, (D) 3, (E) 4, (F) 5+	0.0%	0.0%	0.0%	11.1%	22.2%	66.7%

Background Information

A. My gender: (A) Female, (B) Male	66.7%	33.3%			
B. Number of years I have attended this ASP: (A) 1, (B) 2, (C) 3, (D) 4, (E) 5 or more	0.0%	11.1%	22.2%	44.4%	22.2%
C. Number of days a week I attend this ASP: (A) 1, (B) 2, (C) 3, (D) 4, (E) 5	0.0%	0.0%	0.0%	37.5%	62.5%
D. Why are you going to this ASP? (A) My parents want me to go.	22.2%				
. Why are you going to this ASP? (A) I do not want to go home and be alone.	33.3%				
. Why are you going to this ASP? (A) My friends go here.	11.1%				
. Why are you going to this ASP? (A) There are interesting things to do here.	44.4%				
. Why are you going to this ASP? (A) The school suggested I go.	0.0%				
. Why are you going to this ASP? (A) It is a safe place to be after school.	44.4%				
. Why are you going to this ASP? (A) To get help with my school work.	44.4%				
. Why are you going to this ASP? (A) I attended this after school program last year.	33.3%				
. Why are you going to this ASP? (A) Other or don't know.	22.2%				



SFUSD ASP Grade 4 Student Satisfaction Survey 2011

Chin ES Summary Report

Total 14 Respondents

RESPONSE PERCENT					MEAN
Strongly Agree - 4 -	Agree - 3 -	Disagree - 2 -	Strongly Disagree - 1 -	Don't Know	

Questions

Access and Equity

1. The people who work in my after school program care about all the students in the program.	21.4%	35.7%	0.0%	0.0%	42.9%	3.38
2. The students in my after school program treat each other with respect.	0.0%	61.5%	7.7%	7.7%	23.1%	2.70
3. The people in my after school program respect my language and culture.	16.7%	41.7%	8.3%	0.0%	33.3%	3.13
4. I get the help I need to complete my homework in after school.	28.6%	57.1%	7.1%	0.0%	7.1%	3.23
5. My after school program is a positive and safe place for learning.	21.4%	57.1%	0.0%	0.0%	21.4%	3.27
6. I feel safer in my after school program than during the regular school day.	0.0%	50.0%	0.0%	8.3%	41.7%	2.71

Student Achievement

7. The people who work in my after school program make clear what they expect from me.	15.4%	23.1%	23.1%	0.0%	38.5%	2.88
8. The after school activities I participate in are interesting and fun.	21.4%	35.7%	7.1%	7.1%	28.6%	3.00
9. The after school staff uses computers and other technology to help me learn.	0.0%	16.7%	41.7%	25.0%	16.7%	1.90
10. I often see my after school staff at school during the regular school day.	0.0%	0.0%	36.4%	9.1%	54.5%	1.80

Accountability

11. I have somebody at home who cares about me and helps me in my learning.	50.0%	25.0%	8.3%	8.3%	8.3%	3.27
12. The after school staff treats me and all other students with respect.	25.0%	25.0%	25.0%	0.0%	25.0%	3.00
13. I like my after school program and would recommend it to other students.	8.3%	33.3%	8.3%	16.7%	33.3%	2.50
14. The people who work in after school are knowledgeable and well prepared.	21.4%	42.9%	14.3%	0.0%	21.4%	3.09

RESPONSE PERCENT					
-A-	-B-	-C-	-D-	-E-	-F-

15. Favorite activities: (A) Homework	35.7%					
. Favorite activities: (A) Arts activities (music, dance, art, etc.)	42.9%					
. Favorite activities: (A) Reading activities	14.3%					
. Favorite activities: (A) Writing activities	7.1%					
. Favorite activities: (A) Life skills (cooking, bike shop, etc.)	35.7%					
. Favorite activities: (A) Math or science	28.6%					
. Favorite activities: (A) Sports and games	78.6%					
. Favorite activities: (A) Technology (video, photography, etc.)	35.7%					
. Favorite activities: (A) Service-learning projects	14.3%					
16. Activities you wish you could do more of: (A) Homework	42.9%					
. Activities you wish you could do more of: (A) Arts activities (music, dance, art)	42.9%					
. Activities you wish you could do more of: (A) Reading activities	14.3%					
. Activities you wish you could do more of: (A) Writing activities	7.1%					
. Activities you wish you could do more of: (A) Life skills (cooking, bike shop, etc.)	21.4%					
. Activities you wish you could do more of: (A) Math or science	14.3%					
. Activities you wish you could do more of: (A) Sports and games	42.9%					
. Activities you wish you could do more of: (A) Technology (video, photography, etc.)	35.7%					
. Activities you wish you could do more of: (A) Service-learning projects	14.3%					
17. In how many after school service-learning projects did you participate this year? (A) 0, (B) 1, (C) 2, (D) 3, (E) 4, (F) 5+	7.1%	7.1%	7.1%	14.3%	0.0%	64.3%
18. I feel close to this number of adults in the ASP: (A) 0, (B) 1, (C) 2, (D) 3, (E) 4, (F) 5+	7.7%	7.7%	30.8%	15.4%	7.7%	30.8%
19. I feel close to this number of students in the ASP: (A) 0, (B) 1, (C) 2, (D) 3, (E) 4, (F) 5+	15.4%	7.7%	15.4%	0.0%	0.0%	61.5%

Background Information

A. My gender: (A) Female, (B) Male	53.8%	46.2%				
B. Number of years I have attended this ASP: (A) 1, (B) 2, (C) 3, (D) 4, (E) 5 or more	53.8%	30.8%	7.7%	7.7%	0.0%	
C. Number of days a week I attend this ASP: (A) 1, (B) 2, (C) 3, (D) 4, (E) 5	0.0%	0.0%	0.0%	0.0%	100.0%	
D. Why are you going to this ASP? (A) My parents want me to go.	42.9%					
. Why are you going to this ASP? (A) I do not want to go home and be alone.	7.1%					
. Why are you going to this ASP? (A) My friends go here.	7.1%					
. Why are you going to this ASP? (A) There are interesting things to do here.	14.3%					
. Why are you going to this ASP? (A) The school suggested I go.	21.4%					
. Why are you going to this ASP? (A) It is a safe place to be after school.	0.0%					
. Why are you going to this ASP? (A) To get help with my school work.	71.4%					
. Why are you going to this ASP? (A) I attended this after school program last year.	0.0%					
. Why are you going to this ASP? (A) Other or don't know.	14.3%					



SFUSD ASP Grade 4 Student Satisfaction Survey 2011

Chinese Ed Ctr ES Summary Report

Total 18 Respondents

RESPONSE PERCENT					MEAN
Strongly Agree - 4 -	Agree - 3 -	Disagree - 2 -	Strongly Disagree - 1 -	Don't Know	

Questions

Access and Equity

1. The people who work in my after school program care about all the students in the program.	94.4%	5.6%	0.0%	0.0%	0.0%	3.94
2. The students in my after school program treat each other with respect.	38.9%	33.3%	11.1%	5.6%	11.1%	3.19
3. The people in my after school program respect my language and culture.	61.1%	22.2%	0.0%	0.0%	16.7%	3.73
4. I get the help I need to complete my homework in after school.	88.9%	11.1%	0.0%	0.0%	0.0%	3.89
5. My after school program is a positive and safe place for learning.	83.3%	11.1%	5.6%	0.0%	0.0%	3.78
6. I feel safer in my after school program than during the regular school day.	33.3%	38.9%	11.1%	0.0%	16.7%	3.27

Student Achievement

7. The people who work in my after school program make clear what they expect from me.	77.8%	22.2%	0.0%	0.0%	0.0%	3.78
8. The after school activities I participate in are interesting and fun.	83.3%	11.1%	0.0%	0.0%	5.6%	3.88
9. The after school staff uses computers and other technology to help me learn.	27.8%	33.3%	11.1%	11.1%	16.7%	2.93
10. I often see my after school staff at school during the regular school day.	22.2%	55.6%	0.0%	11.1%	11.1%	3.00

Accountability

11. I have somebody at home who cares about me and helps me in my learning.	38.9%	22.2%	5.6%	16.7%	16.7%	3.00
12. The after school staff treats me and all other students with respect.	83.3%	5.6%	0.0%	0.0%	11.1%	3.94
13. I like my after school program and would recommend it to other students.	66.7%	22.2%	5.6%	0.0%	5.6%	3.65
14. The people who work in after school are knowledgeable and well prepared.	83.3%	11.1%	0.0%	0.0%	5.6%	3.88

RESPONSE PERCENT					
-A-	-B-	-C-	-D-	-E-	-F-

15. Favorite activities: (A) Homework	38.9%					
. Favorite activities: (A) Arts activities (music, dance, art, etc.)	22.2%					
. Favorite activities: (A) Reading activities	5.6%					
. Favorite activities: (A) Writing activities	5.6%					
. Favorite activities: (A) Life skills (cooking, bike shop, etc.)	77.8%					
. Favorite activities: (A) Math or science	16.7%					
. Favorite activities: (A) Sports and games	88.9%					
. Favorite activities: (A) Technology (video, photography, etc.)	22.2%					
. Favorite activities: (A) Service-learning projects	11.1%					
16. Activities you wish you could do more of: (A) Homework	66.7%					
. Activities you wish you could do more of: (A) Arts activities (music, dance, art)	61.1%					
. Activities you wish you could do more of: (A) Reading activities	55.6%					
. Activities you wish you could do more of: (A) Writing activities	27.8%					
. Activities you wish you could do more of: (A) Life skills (cooking, bike shop, etc.)	83.3%					
. Activities you wish you could do more of: (A) Math or science	50.0%					
. Activities you wish you could do more of: (A) Sports and games	94.4%					
. Activities you wish you could do more of: (A) Technology (video, photography, etc.)	61.1%					
. Activities you wish you could do more of: (A) Service-learning projects	66.7%					
17. In how many after school service-learning projects did you participate this year? (A) 0, (B) 1, (C) 2, (D) 3, (E) 4, (F) 5+	72.2%	16.7%	5.6%	0.0%	0.0%	5.6%
18. I feel close to this number of adults in the ASP: (A) 0, (B) 1, (C) 2, (D) 3, (E) 4, (F) 5+	5.6%	0.0%	11.1%	16.7%	0.0%	66.7%
19. I feel close to this number of students in the ASP: (A) 0, (B) 1, (C) 2, (D) 3, (E) 4, (F) 5+	11.1%	0.0%	5.6%	0.0%	11.1%	72.2%

Background Information

A. My gender: (A) Female, (B) Male	50.0%	50.0%			
B. Number of years I have attended this ASP: (A) 1, (B) 2, (C) 3, (D) 4, (E) 5 or more	88.9%	11.1%	0.0%	0.0%	0.0%
C. Number of days a week I attend this ASP: (A) 1, (B) 2, (C) 3, (D) 4, (E) 5	0.0%	0.0%	0.0%	0.0%	100.0%
D. Why are you going to this ASP? (A) My parents want me to go.	83.3%				
. Why are you going to this ASP? (A) I do not want to go home and be alone.	55.6%				
. Why are you going to this ASP? (A) My friends go here.	66.7%				
. Why are you going to this ASP? (A) There are interesting things to do here.	100.0%				
. Why are you going to this ASP? (A) The school suggested I go.	100.0%				
. Why are you going to this ASP? (A) It is a safe place to be after school.	94.4%				
. Why are you going to this ASP? (A) To get help with my school work.	100.0%				
. Why are you going to this ASP? (A) I attended this after school program last year.	5.6%				
. Why are you going to this ASP? (A) Other or don't know.	5.6%				



SFUSD ASP Grade 4 Student Satisfaction Survey 2011

Cobb ES Summary Report

Total 20 Respondents

RESPONSE PERCENT					MEAN
Strongly Agree - 4 -	Agree - 3 -	Disagree - 2 -	Strongly Disagree - 1 -	Don't Know	

Questions

Access and Equity

1. The people who work in my after school program care about all the students in the program.	50.0%	35.0%	0.0%	5.0%	10.0%	3.44
2. The students in my after school program treat each other with respect.	10.5%	31.6%	10.5%	15.8%	31.6%	2.54
3. The people in my after school program respect my language and culture.	31.6%	47.4%	5.3%	0.0%	15.8%	3.31
4. I get the help I need to complete my homework in after school.	50.0%	35.0%	5.0%	0.0%	10.0%	3.50
5. My after school program is a positive and safe place for learning.	36.8%	36.8%	0.0%	0.0%	26.3%	3.50
6. I feel safer in my after school program than during the regular school day.	15.8%	26.3%	15.8%	10.5%	31.6%	2.69

Student Achievement

7. The people who work in my after school program make clear what they expect from me.	40.0%	35.0%	0.0%	5.0%	20.0%	3.38
8. The after school activities I participate in are interesting and fun.	45.0%	30.0%	5.0%	10.0%	10.0%	3.22
9. The after school staff uses computers and other technology to help me learn.	10.5%	26.3%	26.3%	31.6%	5.3%	2.17
10. I often see my after school staff at school during the regular school day.	15.0%	50.0%	10.0%	5.0%	20.0%	2.94

Accountability

11. I have somebody at home who cares about me and helps me in my learning.	75.0%	20.0%	0.0%	0.0%	5.0%	3.79
12. The after school staff treats me and all other students with respect.	55.0%	25.0%	0.0%	5.0%	15.0%	3.53
13. I like my after school program and would recommend it to other students.	42.1%	31.6%	5.3%	0.0%	21.1%	3.47
14. The people who work in after school are knowledgeable and well prepared.	50.0%	25.0%	5.0%	5.0%	15.0%	3.41

RESPONSE PERCENT

	-A-	-B-	-C-	-D-	-E-	-F-
15. Favorite activities: (A) Homework	25.0%					
. Favorite activities: (A) Arts activities (music, dance, art, etc.)	55.0%					
. Favorite activities: (A) Reading activities	5.0%					
. Favorite activities: (A) Writing activities	5.0%					
. Favorite activities: (A) Life skills (cooking, bike shop, etc.)	25.0%					
. Favorite activities: (A) Math or science	25.0%					
. Favorite activities: (A) Sports and games	60.0%					
. Favorite activities: (A) Technology (video, photography, etc.)	30.0%					
. Favorite activities: (A) Service-learning projects	5.0%					
16. Activities you wish you could do more of: (A) Homework	15.0%					
. Activities you wish you could do more of: (A) Arts activities (music, dance, art)	40.0%					
. Activities you wish you could do more of: (A) Reading activities	10.0%					
. Activities you wish you could do more of: (A) Writing activities	10.0%					
. Activities you wish you could do more of: (A) Life skills (cooking, bike shop, etc.)	30.0%					
. Activities you wish you could do more of: (A) Math or science	15.0%					
. Activities you wish you could do more of: (A) Sports and games	60.0%					
. Activities you wish you could do more of: (A) Technology (video, photography, etc.)	30.0%					
. Activities you wish you could do more of: (A) Service-learning projects	5.0%					
17. In how many after school service-learning projects did you participate this year? (A) 0, (B) 1, (C) 2, (D) 3, (E) 4, (F) 5+	10.5%	10.5%	0.0%	26.3%	10.5%	42.1%
18. I feel close to this number of adults in the ASP: (A) 0, (B) 1, (C) 2, (D) 3, (E) 4, (F) 5+	15.8%	10.5%	0.0%	0.0%	10.5%	63.2%
19. I feel close to this number of students in the ASP: (A) 0, (B) 1, (C) 2, (D) 3, (E) 4, (F) 5+	5.3%	0.0%	0.0%	5.3%	10.5%	78.9%

Background Information

A. My gender: (A) Female, (B) Male	55.0%	45.0%				
B. Number of years I have attended this ASP: (A) 1, (B) 2, (C) 3, (D) 4, (E) 5 or more	15.8%	26.3%	10.5%	10.5%	36.8%	
C. Number of days a week I attend this ASP: (A) 1, (B) 2, (C) 3, (D) 4, (E) 5	0.0%	0.0%	5.9%	0.0%	94.1%	
D. Why are you going to this ASP? (A) My parents want me to go.	50.0%					
. Why are you going to this ASP? (A) I do not want to go home and be alone.	0.0%					
. Why are you going to this ASP? (A) My friends go here.	10.0%					
. Why are you going to this ASP? (A) There are interesting things to do here.	15.0%					
. Why are you going to this ASP? (A) The school suggested I go.	5.0%					
. Why are you going to this ASP? (A) It is a safe place to be after school.	20.0%					
. Why are you going to this ASP? (A) To get help with my school work.	25.0%					
. Why are you going to this ASP? (A) I attended this after school program last year.	5.0%					
. Why are you going to this ASP? (A) Other or don't know.	5.0%					



SFUSD ASP Grade 4 Student Satisfaction Survey 2011

El Dorado ES Summary Report

Total 20 Respondents

RESPONSE PERCENT					MEAN
Strongly Agree - 4 -	Agree - 3 -	Disagree - 2 -	Strongly Disagree - 1 -	Don't Know	

Questions

Access and Equity

1. The people who work in my after school program care about all the students in the program.	25.0%	60.0%	10.0%	0.0%	5.0%	3.16
2. The students in my after school program treat each other with respect.	31.6%	31.6%	15.8%	10.5%	10.5%	2.94
3. The people in my after school program respect my language and culture.	33.3%	44.4%	22.2%	0.0%	0.0%	3.11
4. I get the help I need to complete my homework in after school.	44.4%	50.0%	5.6%	0.0%	0.0%	3.39
5. My after school program is a positive and safe place for learning.	27.8%	38.9%	5.6%	5.6%	22.2%	3.14
6. I feel safer in my after school program than during the regular school day.	23.5%	29.4%	23.5%	11.8%	11.8%	2.73

Student Achievement

7. The people who work in my after school program make clear what they expect from me.	33.3%	50.0%	5.6%	0.0%	11.1%	3.31
8. The after school activities I participate in are interesting and fun.	25.0%	65.0%	5.0%	0.0%	5.0%	3.21
9. The after school staff uses computers and other technology to help me learn.	29.4%	17.6%	29.4%	23.5%	0.0%	2.53
10. I often see my after school staff at school during the regular school day.	33.3%	50.0%	5.6%	0.0%	11.1%	3.31

Accountability

11. I have somebody at home who cares about me and helps me in my learning.	45.0%	50.0%	5.0%	0.0%	0.0%	3.40
12. The after school staff treats me and all other students with respect.	45.0%	45.0%	5.0%	0.0%	5.0%	3.42
13. I like my after school program and would recommend it to other students.	47.4%	31.6%	10.5%	0.0%	10.5%	3.41
14. The people who work in after school are knowledgeable and well prepared.	50.0%	45.0%	5.0%	0.0%	0.0%	3.45

RESPONSE PERCENT

	-A-	-B-	-C-	-D-	-E-	-F-
15. Favorite activities: (A) Homework						35.0%
. Favorite activities: (A) Arts activities (music, dance, art, etc.)						30.0%
. Favorite activities: (A) Reading activities						10.0%
. Favorite activities: (A) Writing activities						0.0%
. Favorite activities: (A) Life skills (cooking, bike shop, etc.)						35.0%
. Favorite activities: (A) Math or science						15.0%
. Favorite activities: (A) Sports and games						65.0%
. Favorite activities: (A) Technology (video, photography, etc.)						10.0%
. Favorite activities: (A) Service-learning projects						0.0%
16. Activities you wish you could do more of: (A) Homework						20.0%
. Activities you wish you could do more of: (A) Arts activities (music, dance, art)						20.0%
. Activities you wish you could do more of: (A) Reading activities						5.0%
. Activities you wish you could do more of: (A) Writing activities						5.0%
. Activities you wish you could do more of: (A) Life skills (cooking, bike shop, etc.)						40.0%
. Activities you wish you could do more of: (A) Math or science						15.0%
. Activities you wish you could do more of: (A) Sports and games						50.0%
. Activities you wish you could do more of: (A) Technology (video, photography, etc.)						15.0%
. Activities you wish you could do more of: (A) Service-learning projects						5.0%
17. In how many after school service-learning projects did you participate this year? (A) 0, (B) 1, (C) 2, (D) 3, (E) 4, (F) 5+	0.0%	15.8%	15.8%	10.5%	15.8%	42.1%
18. I feel close to this number of adults in the ASP: (A) 0, (B) 1, (C) 2, (D) 3, (E) 4, (F) 5+	0.0%	0.0%	5.6%	22.2%	16.7%	55.6%
19. I feel close to this number of students in the ASP: (A) 0, (B) 1, (C) 2, (D) 3, (E) 4, (F) 5+	0.0%	0.0%	10.0%	15.0%	10.0%	65.0%

Background Information

A. My gender: (A) Female, (B) Male	29.4%	70.6%			
B. Number of years I have attended this ASP: (A) 1, (B) 2, (C) 3, (D) 4, (E) 5 or more	47.4%	21.1%	15.8%	10.5%	5.3%
C. Number of days a week I attend this ASP: (A) 1, (B) 2, (C) 3, (D) 4, (E) 5	0.0%	0.0%	17.6%	11.8%	70.6%
D. Why are you going to this ASP? (A) My parents want me to go.	45.0%				
. Why are you going to this ASP? (A) I do not want to go home and be alone.	15.0%				
. Why are you going to this ASP? (A) My friends go here.	15.0%				
. Why are you going to this ASP? (A) There are interesting things to do here.	20.0%				
. Why are you going to this ASP? (A) The school suggested I go.	0.0%				
. Why are you going to this ASP? (A) It is a safe place to be after school.	15.0%				
. Why are you going to this ASP? (A) To get help with my school work.	10.0%				
. Why are you going to this ASP? (A) I attended this after school program last year.	10.0%				
. Why are you going to this ASP? (A) Other or don't know.	10.0%				



SFUSD ASP Grade 4 Student Satisfaction Survey 2011

Fairmount ES Summary Report

Total 11 Respondents

RESPONSE PERCENT					MEAN
Strongly Agree - 4 -	Agree - 3 -	Disagree - 2 -	Strongly Disagree - 1 -	Don't Know	

Questions

Access and Equity

1. The people who work in my after school program care about all the students in the program.	100.0%	0.0%	0.0%	0.0%	0.0%	4.00
2. The students in my after school program treat each other with respect.	18.2%	63.6%	9.1%	0.0%	9.1%	3.10
3. The people in my after school program respect my language and culture.	90.9%	9.1%	0.0%	0.0%	0.0%	3.91
4. I get the help I need to complete my homework in after school.	63.6%	36.4%	0.0%	0.0%	0.0%	3.64
5. My after school program is a positive and safe place for learning.	72.7%	27.3%	0.0%	0.0%	0.0%	3.73
6. I feel safer in my after school program than during the regular school day.	9.1%	54.5%	0.0%	9.1%	27.3%	2.88

Student Achievement

7. The people who work in my after school program make clear what they expect from me.	45.5%	54.5%	0.0%	0.0%	0.0%	3.45
8. The after school activities I participate in are interesting and fun.	81.8%	18.2%	0.0%	0.0%	0.0%	3.82
9. The after school staff uses computers and other technology to help me learn.	9.1%	27.3%	45.5%	9.1%	9.1%	2.40
10. I often see my after school staff at school during the regular school day.	27.3%	54.5%	18.2%	0.0%	0.0%	3.09

Accountability

11. I have somebody at home who cares about me and helps me in my learning.	63.6%	36.4%	0.0%	0.0%	0.0%	3.64
12. The after school staff treats me and all other students with respect.	81.8%	18.2%	0.0%	0.0%	0.0%	3.82
13. I like my after school program and would recommend it to other students.	27.3%	72.7%	0.0%	0.0%	0.0%	3.27
14. The people who work in after school are knowledgeable and well prepared.	72.7%	27.3%	0.0%	0.0%	0.0%	3.73

RESPONSE PERCENT					
-A-	-B-	-C-	-D-	-E-	-F-

15. Favorite activities: (A) Homework	18.2%					
. Favorite activities: (A) Arts activities (music, dance, art, etc.)	63.6%					
. Favorite activities: (A) Reading activities	18.2%					
. Favorite activities: (A) Writing activities	0.0%					
. Favorite activities: (A) Life skills (cooking, bike shop, etc.)	27.3%					
. Favorite activities: (A) Math or science	9.1%					
. Favorite activities: (A) Sports and games	81.8%					
. Favorite activities: (A) Technology (video, photography, etc.)	45.5%					
. Favorite activities: (A) Service-learning projects	18.2%					
16. Activities you wish you could do more of: (A) Homework	18.2%					
. Activities you wish you could do more of: (A) Arts activities (music, dance, art)	63.6%					
. Activities you wish you could do more of: (A) Reading activities	18.2%					
. Activities you wish you could do more of: (A) Writing activities	0.0%					
. Activities you wish you could do more of: (A) Life skills (cooking, bike shop, etc.)	36.4%					
. Activities you wish you could do more of: (A) Math or science	27.3%					
. Activities you wish you could do more of: (A) Sports and games	72.7%					
. Activities you wish you could do more of: (A) Technology (video, photography, etc.)	36.4%					
. Activities you wish you could do more of: (A) Service-learning projects	36.4%					
17. In how many after school service-learning projects did you participate this year? (A) 0, (B) 1, (C) 2, (D) 3, (E) 4, (F) 5+	0.0%	54.5%	18.2%	18.2%	9.1%	0.0%
18. I feel close to this number of adults in the ASP: (A) 0, (B) 1, (C) 2, (D) 3, (E) 4, (F) 5+	0.0%	9.1%	18.2%	18.2%	9.1%	45.5%
19. I feel close to this number of students in the ASP: (A) 0, (B) 1, (C) 2, (D) 3, (E) 4, (F) 5+	0.0%	0.0%	18.2%	9.1%	27.3%	45.5%

Background Information

A. My gender: (A) Female, (B) Male	45.5%	54.5%				
B. Number of years I have attended this ASP: (A) 1, (B) 2, (C) 3, (D) 4, (E) 5 or more	9.1%	0.0%	36.4%	18.2%	36.4%	
C. Number of days a week I attend this ASP: (A) 1, (B) 2, (C) 3, (D) 4, (E) 5	0.0%	0.0%	18.2%	0.0%	81.8%	
D. Why are you going to this ASP? (A) My parents want me to go.	81.8%					
. Why are you going to this ASP? (A) I do not want to go home and be alone.	9.1%					
. Why are you going to this ASP? (A) My friends go here.	54.5%					
. Why are you going to this ASP? (A) There are interesting things to do here.	54.5%					
. Why are you going to this ASP? (A) The school suggested I go.	18.2%					
. Why are you going to this ASP? (A) It is a safe place to be after school.	36.4%					
. Why are you going to this ASP? (A) To get help with my school work.	18.2%					
. Why are you going to this ASP? (A) I attended this after school program last year.	36.4%					
. Why are you going to this ASP? (A) Other or don't know.	18.2%					



SFUSD ASP Grade 4 Student Satisfaction Survey 2011

Flynn ES Summary Report

Total 6 Respondents

RESPONSE PERCENT					MEAN
Strongly Agree - 4 -	Agree - 3 -	Disagree - 2 -	Strongly Disagree - 1 -	Don't Know	

Questions

Access and Equity

1. The people who work in my after school program care about all the students in the program.	83.3%	16.7%	0.0%	0.0%	0.0%	3.83
2. The students in my after school program treat each other with respect.	50.0%	50.0%	0.0%	0.0%	0.0%	3.50
3. The people in my after school program respect my language and culture.	16.7%	16.7%	33.3%	0.0%	33.3%	2.75
4. I get the help I need to complete my homework in after school.	83.3%	16.7%	0.0%	0.0%	0.0%	3.83
5. My after school program is a positive and safe place for learning.	66.7%	33.3%	0.0%	0.0%	0.0%	3.67
6. I feel safer in my after school program than during the regular school day.	16.7%	33.3%	33.3%	0.0%	16.7%	2.80

Student Achievement

7. The people who work in my after school program make clear what they expect from me.	33.3%	50.0%	0.0%	0.0%	16.7%	3.40
8. The after school activities I participate in are interesting and fun.	66.7%	33.3%	0.0%	0.0%	0.0%	3.67
9. The after school staff uses computers and other technology to help me learn.	83.3%	0.0%	16.7%	0.0%	0.0%	3.67
10. I often see my after school staff at school during the regular school day.	40.0%	0.0%	60.0%	0.0%	0.0%	2.80

Accountability

11. I have somebody at home who cares about me and helps me in my learning.	100.0%	0.0%	0.0%	0.0%	0.0%	4.00
12. The after school staff treats me and all other students with respect.	83.3%	16.7%	0.0%	0.0%	0.0%	3.83
13. I like my after school program and would recommend it to other students.	33.3%	50.0%	0.0%	0.0%	16.7%	3.40
14. The people who work in after school are knowledgeable and well prepared.	66.7%	33.3%	0.0%	0.0%	0.0%	3.67

RESPONSE PERCENT

	-A-	-B-	-C-	-D-	-E-	-F-
15. Favorite activities: (A) Homework	33.3%					
. Favorite activities: (A) Arts activities (music, dance, art, etc.)	66.7%					
. Favorite activities: (A) Reading activities	33.3%					
. Favorite activities: (A) Writing activities	16.7%					
. Favorite activities: (A) Life skills (cooking, bike shop, etc.)	50.0%					
. Favorite activities: (A) Math or science	0.0%					
. Favorite activities: (A) Sports and games	50.0%					
. Favorite activities: (A) Technology (video, photography, etc.)	50.0%					
. Favorite activities: (A) Service-learning projects	33.3%					
16. Activities you wish you could do more of: (A) Homework	16.7%					
. Activities you wish you could do more of: (A) Arts activities (music, dance, art)	33.3%					
. Activities you wish you could do more of: (A) Reading activities	16.7%					
. Activities you wish you could do more of: (A) Writing activities	16.7%					
. Activities you wish you could do more of: (A) Life skills (cooking, bike shop, etc.)	50.0%					
. Activities you wish you could do more of: (A) Math or science	33.3%					
. Activities you wish you could do more of: (A) Sports and games	66.7%					
. Activities you wish you could do more of: (A) Technology (video, photography, etc.)	66.7%					
. Activities you wish you could do more of: (A) Service-learning projects	16.7%					
17. In how many after school service-learning projects did you participate this year? (A) 0, (B) 1, (C) 2, (D) 3, (E) 4, (F) 5+	0.0%	0.0%	0.0%	50.0%	0.0%	50.0%
18. I feel close to this number of adults in the ASP: (A) 0, (B) 1, (C) 2, (D) 3, (E) 4, (F) 5+	0.0%	16.7%	16.7%	0.0%	16.7%	50.0%
19. I feel close to this number of students in the ASP: (A) 0, (B) 1, (C) 2, (D) 3, (E) 4, (F) 5+	0.0%	16.7%	16.7%	0.0%	16.7%	50.0%

Background Information

A. My gender: (A) Female, (B) Male	100.0%	0.0%				
B. Number of years I have attended this ASP: (A) 1, (B) 2, (C) 3, (D) 4, (E) 5 or more	16.7%	16.7%	0.0%	50.0%	16.7%	
C. Number of days a week I attend this ASP: (A) 1, (B) 2, (C) 3, (D) 4, (E) 5	0.0%	0.0%	0.0%	16.7%	83.3%	
D. Why are you going to this ASP? (A) My parents want me to go.	66.7%					
. Why are you going to this ASP? (A) I do not want to go home and be alone.	16.7%					
. Why are you going to this ASP? (A) My friends go here.	16.7%					
. Why are you going to this ASP? (A) There are interesting things to do here.	33.3%					
. Why are you going to this ASP? (A) The school suggested I go.	16.7%					
. Why are you going to this ASP? (A) It is a safe place to be after school.	33.3%					
. Why are you going to this ASP? (A) To get help with my school work.	33.3%					
. Why are you going to this ASP? (A) I attended this after school program last year.	50.0%					
. Why are you going to this ASP? (A) Other or don't know.	33.3%					



SFUSD ASP Grade 4 Student Satisfaction Survey 2011

Garfield ES Summary Report

Total 12 Respondents

RESPONSE PERCENT					MEAN
Strongly Agree - 4 -	Agree - 3 -	Disagree - 2 -	Strongly Disagree - 1 -	Don't Know	

Questions

Access and Equity

1. The people who work in my after school program care about all the students in the program.	16.7%	50.0%	25.0%	0.0%	8.3%	2.91
2. The students in my after school program treat each other with respect.	0.0%	50.0%	8.3%	8.3%	33.3%	2.63
3. The people in my after school program respect my language and culture.	8.3%	41.7%	16.7%	8.3%	25.0%	2.67
4. I get the help I need to complete my homework in after school.	8.3%	41.7%	25.0%	25.0%	0.0%	2.33
5. My after school program is a positive and safe place for learning.	0.0%	58.3%	0.0%	8.3%	33.3%	2.75
6. I feel safer in my after school program than during the regular school day.	8.3%	16.7%	25.0%	16.7%	33.3%	2.25

Student Achievement

7. The people who work in my after school program make clear what they expect from me.	0.0%	45.5%	18.2%	9.1%	27.3%	2.50
8. The after school activities I participate in are interesting and fun.	8.3%	33.3%	33.3%	8.3%	16.7%	2.50
9. The after school staff uses computers and other technology to help me learn.	9.1%	9.1%	18.2%	36.4%	27.3%	1.88
10. I often see my after school staff at school during the regular school day.	18.2%	9.1%	45.5%	0.0%	27.3%	2.63

Accountability

11. I have somebody at home who cares about me and helps me in my learning.	16.7%	33.3%	0.0%	25.0%	25.0%	2.56
12. The after school staff treats me and all other students with respect.	10.0%	20.0%	0.0%	30.0%	40.0%	2.17
13. I like my after school program and would recommend it to other students.	8.3%	16.7%	16.7%	33.3%	25.0%	2.00
14. The people who work in after school are knowledgeable and well prepared.	9.1%	18.2%	9.1%	18.2%	45.5%	2.33

RESPONSE PERCENT

	-A-	-B-	-C-	-D-	-E-	-F-
15. Favorite activities: (A) Homework	0.0%					
. Favorite activities: (A) Arts activities (music, dance, art, etc.)	8.3%					
. Favorite activities: (A) Reading activities	0.0%					
. Favorite activities: (A) Writing activities	0.0%					
. Favorite activities: (A) Life skills (cooking, bike shop, etc.)	50.0%					
. Favorite activities: (A) Math or science	25.0%					
. Favorite activities: (A) Sports and games	75.0%					
. Favorite activities: (A) Technology (video, photography, etc.)	33.3%					
. Favorite activities: (A) Service-learning projects	8.3%					
16. Activities you wish you could do more of: (A) Homework	0.0%					
. Activities you wish you could do more of: (A) Arts activities (music, dance, art)	8.3%					
. Activities you wish you could do more of: (A) Reading activities	8.3%					
. Activities you wish you could do more of: (A) Writing activities	0.0%					
. Activities you wish you could do more of: (A) Life skills (cooking, bike shop, etc.)	50.0%					
. Activities you wish you could do more of: (A) Math or science	25.0%					
. Activities you wish you could do more of: (A) Sports and games	83.3%					
. Activities you wish you could do more of: (A) Technology (video, photography, etc.)	25.0%					
. Activities you wish you could do more of: (A) Service-learning projects	8.3%					
17. In how many after school service-learning projects did you participate this year? (A) 0, (B) 1, (C) 2, (D) 3, (E) 4, (F) 5+	9.1%	27.3%	9.1%	27.3%	0.0%	27.3%
18. I feel close to this number of adults in the ASP: (A) 0, (B) 1, (C) 2, (D) 3, (E) 4, (F) 5+	36.4%	0.0%	18.2%	9.1%	9.1%	27.3%
19. I feel close to this number of students in the ASP: (A) 0, (B) 1, (C) 2, (D) 3, (E) 4, (F) 5+	9.1%	9.1%	9.1%	9.1%	0.0%	63.6%

Background Information

A. My gender: (A) Female, (B) Male	36.4%	63.6%			
B. Number of years I have attended this ASP: (A) 1, (B) 2, (C) 3, (D) 4, (E) 5 or more	8.3%	33.3%	8.3%	16.7%	33.3%
C. Number of days a week I attend this ASP: (A) 1, (B) 2, (C) 3, (D) 4, (E) 5	0.0%	0.0%	0.0%	18.2%	81.8%
D. Why are you going to this ASP? (A) My parents want me to go.	58.3%				
. Why are you going to this ASP? (A) I do not want to go home and be alone.	0.0%				
. Why are you going to this ASP? (A) My friends go here.	16.7%				
. Why are you going to this ASP? (A) There are interesting things to do here.	0.0%				
. Why are you going to this ASP? (A) The school suggested I go.	0.0%				
. Why are you going to this ASP? (A) It is a safe place to be after school.	0.0%				
. Why are you going to this ASP? (A) To get help with my school work.	33.3%				
. Why are you going to this ASP? (A) I attended this after school program last year.	16.7%				
. Why are you going to this ASP? (A) Other or don't know.	16.7%				



SFUSD ASP Grade 4 Student Satisfaction Survey 2011

Glen Park ES Summary Report

Total 17 Respondents

RESPONSE PERCENT					MEAN
Strongly Agree - 4 -	Agree - 3 -	Disagree - 2 -	Strongly Disagree - 1 -	Don't Know	

Questions

Access and Equity

1. The people who work in my after school program care about all the students in the program.	70.6%	29.4%	0.0%	0.0%	0.0%	3.71
2. The students in my after school program treat each other with respect.	0.0%	17.6%	29.4%	52.9%	0.0%	1.65
3. The people in my after school program respect my language and culture.	23.5%	23.5%	0.0%	5.9%	47.1%	3.22
4. I get the help I need to complete my homework in after school.	35.3%	52.9%	5.9%	0.0%	5.9%	3.31
5. My after school program is a positive and safe place for learning.	11.8%	64.7%	23.5%	0.0%	0.0%	2.88
6. I feel safer in my after school program than during the regular school day.	29.4%	29.4%	5.9%	11.8%	23.5%	3.00

Student Achievement

7. The people who work in my after school program make clear what they expect from me.	35.3%	52.9%	0.0%	0.0%	11.8%	3.40
8. The after school activities I participate in are interesting and fun.	29.4%	58.8%	5.9%	0.0%	5.9%	3.25
9. The after school staff uses computers and other technology to help me learn.	0.0%	11.8%	41.2%	35.3%	11.8%	1.73
10. I often see my after school staff at school during the regular school day.	29.4%	64.7%	0.0%	0.0%	5.9%	3.31

Accountability

11. I have somebody at home who cares about me and helps me in my learning.	81.3%	18.8%	0.0%	0.0%	0.0%	3.81
12. The after school staff treats me and all other students with respect.	50.0%	31.3%	0.0%	6.3%	12.5%	3.43
13. I like my after school program and would recommend it to other students.	18.8%	68.8%	6.3%	0.0%	6.3%	3.13
14. The people who work in after school are knowledgeable and well prepared.	43.8%	37.5%	0.0%	0.0%	18.8%	3.54

RESPONSE PERCENT

	-A-	-B-	-C-	-D-	-E-	-F-
15. Favorite activities: (A) Homework	5.9%					
. Favorite activities: (A) Arts activities (music, dance, art, etc.)	58.8%					
. Favorite activities: (A) Reading activities	29.4%					
. Favorite activities: (A) Writing activities	5.9%					
. Favorite activities: (A) Life skills (cooking, bike shop, etc.)	17.6%					
. Favorite activities: (A) Math or science	0.0%					
. Favorite activities: (A) Sports and games	88.2%					
. Favorite activities: (A) Technology (video, photography, etc.)	17.6%					
. Favorite activities: (A) Service-learning projects	11.8%					
16. Activities you wish you could do more of: (A) Homework	29.4%					
. Activities you wish you could do more of: (A) Arts activities (music, dance, art)	64.7%					
. Activities you wish you could do more of: (A) Reading activities	23.5%					
. Activities you wish you could do more of: (A) Writing activities	17.6%					
. Activities you wish you could do more of: (A) Life skills (cooking, bike shop, etc.)	41.2%					
. Activities you wish you could do more of: (A) Math or science	23.5%					
. Activities you wish you could do more of: (A) Sports and games	47.1%					
. Activities you wish you could do more of: (A) Technology (video, photography, etc.)	47.1%					
. Activities you wish you could do more of: (A) Service-learning projects	11.8%					
17. In how many after school service-learning projects did you participate this year? (A) 0, (B) 1, (C) 2, (D) 3, (E) 4, (F) 5+	0.0%	6.3%	12.5%	25.0%	0.0%	56.3%
18. I feel close to this number of adults in the ASP: (A) 0, (B) 1, (C) 2, (D) 3, (E) 4, (F) 5+	6.3%	18.8%	6.3%	6.3%	6.3%	56.3%
19. I feel close to this number of students in the ASP: (A) 0, (B) 1, (C) 2, (D) 3, (E) 4, (F) 5+	6.3%	6.3%	0.0%	6.3%	6.3%	75.0%

Background Information

A. My gender: (A) Female, (B) Male	47.1%	52.9%				
B. Number of years I have attended this ASP: (A) 1, (B) 2, (C) 3, (D) 4, (E) 5 or more	11.8%	0.0%	5.9%	11.8%	70.6%	
C. Number of days a week I attend this ASP: (A) 1, (B) 2, (C) 3, (D) 4, (E) 5	0.0%	6.3%	0.0%	0.0%	93.8%	
D. Why are you going to this ASP? (A) My parents want me to go.	58.8%					
. Why are you going to this ASP? (A) I do not want to go home and be alone.	5.9%					
. Why are you going to this ASP? (A) My friends go here.	29.4%					
. Why are you going to this ASP? (A) There are interesting things to do here.	29.4%					
. Why are you going to this ASP? (A) The school suggested I go.	5.9%					
. Why are you going to this ASP? (A) It is a safe place to be after school.	23.5%					
. Why are you going to this ASP? (A) To get help with my school work.	17.6%					
. Why are you going to this ASP? (A) I attended this after school program last year.	23.5%					
. Why are you going to this ASP? (A) Other or don't know.	23.5%					



SFUSD ASP Grade 4 Student Satisfaction Survey 2011

Grattan ES Summary Report

Total 20 Respondents

RESPONSE PERCENT

Strongly Agree	Agree	Disagree	Strongly Disagree	Don't Know	MEAN
- 4 -	- 3 -	- 2 -	- 1 -		

Questions

Access and Equity

1. The people who work in my after school program care about all the students in the program.	10.0%	70.0%	5.0%	10.0%	5.0%	2.84
2. The students in my after school program treat each other with respect.	0.0%	25.0%	45.0%	0.0%	30.0%	2.36
3. The people in my after school program respect my language and culture.	36.8%	36.8%	10.5%	0.0%	15.8%	3.31
4. I get the help I need to complete my homework in after school.	30.0%	50.0%	5.0%	0.0%	15.0%	3.29
5. My after school program is a positive and safe place for learning.	20.0%	55.0%	10.0%	5.0%	10.0%	3.00
6. I feel safer in my after school program than during the regular school day.	0.0%	10.0%	40.0%	20.0%	30.0%	1.86

Student Achievement

7. The people who work in my after school program make clear what they expect from me.	44.4%	55.6%	0.0%	0.0%	0.0%	3.44
8. The after school activities I participate in are interesting and fun.	10.5%	63.2%	5.3%	10.5%	10.5%	2.82
9. The after school staff uses computers and other technology to help me learn.	0.0%	0.0%	68.4%	26.3%	5.3%	1.72
10. I often see my after school staff at school during the regular school day.	0.0%	58.8%	23.5%	11.8%	5.9%	2.50

Accountability

11. I have somebody at home who cares about me and helps me in my learning.	73.7%	26.3%	0.0%	0.0%	0.0%	3.74
12. The after school staff treats me and all other students with respect.	33.3%	50.0%	11.1%	0.0%	5.6%	3.24
13. I like my after school program and would recommend it to other students.	11.8%	52.9%	11.8%	17.6%	5.9%	2.63
14. The people who work in after school are knowledgeable and well prepared.	10.5%	52.6%	15.8%	0.0%	21.1%	2.93

RESPONSE PERCENT

	-A-	-B-	-C-	-D-	-E-	-F-
15. Favorite activities: (A) Homework						
. Favorite activities: (A) Arts activities (music, dance, art, etc.)	35.0%					
. Favorite activities: (A) Reading activities	40.0%					
. Favorite activities: (A) Writing activities	5.0%					
. Favorite activities: (A) Life skills (cooking, bike shop, etc.)	5.0%					
. Favorite activities: (A) Math or science	55.0%					
. Favorite activities: (A) Sports and games	30.0%					
. Favorite activities: (A) Technology (video, photography, etc.)	65.0%					
. Favorite activities: (A) Service-learning projects	30.0%					
. Favorite activities: (A) Service-learning projects	10.0%					
16. Activities you wish you could do more of: (A) Homework	5.0%					
. Activities you wish you could do more of: (A) Arts activities (music, dance, art)	25.0%					
. Activities you wish you could do more of: (A) Reading activities	15.0%					
. Activities you wish you could do more of: (A) Writing activities	10.0%					
. Activities you wish you could do more of: (A) Life skills (cooking, bike shop, etc.)	70.0%					
. Activities you wish you could do more of: (A) Math or science	25.0%					
. Activities you wish you could do more of: (A) Sports and games	55.0%					
. Activities you wish you could do more of: (A) Technology (video, photography, etc.)	45.0%					
. Activities you wish you could do more of: (A) Service-learning projects	10.0%					
17. In how many after school service-learning projects did you participate this year? (A) 0, (B) 1, (C) 2, (D) 3, (E) 4, (F) 5+	57.1%	7.1%	7.1%	7.1%	0.0%	21.4%
18. I feel close to this number of adults in the ASP: (A) 0, (B) 1, (C) 2, (D) 3, (E) 4, (F) 5+	0.0%	23.5%	29.4%	17.6%	17.6%	11.8%
19. I feel close to this number of students in the ASP: (A) 0, (B) 1, (C) 2, (D) 3, (E) 4, (F) 5+	0.0%	5.6%	0.0%	27.8%	11.1%	55.6%

Background Information

A. My gender: (A) Female, (B) Male	65.0%	35.0%			
B. Number of years I have attended this ASP: (A) 1, (B) 2, (C) 3, (D) 4, (E) 5 or more	36.8%	63.2%	0.0%	0.0%	0.0%
C. Number of days a week I attend this ASP: (A) 1, (B) 2, (C) 3, (D) 4, (E) 5	0.0%	0.0%	5.3%	10.5%	84.2%
D. Why are you going to this ASP? (A) My parents want me to go.	40.0%				
. Why are you going to this ASP? (A) I do not want to go home and be alone.	15.0%				
. Why are you going to this ASP? (A) My friends go here.	35.0%				
. Why are you going to this ASP? (A) There are interesting things to do here.	15.0%				
. Why are you going to this ASP? (A) The school suggested I go.	5.0%				
. Why are you going to this ASP? (A) It is a safe place to be after school.	15.0%				
. Why are you going to this ASP? (A) To get help with my school work.	15.0%				
. Why are you going to this ASP? (A) I attended this after school program last year.	15.0%				
. Why are you going to this ASP? (A) Other or don't know.	50.0%				



SFUSD ASP Grade 4 Student Satisfaction Survey 2011

Guadalupe ES Summary Report

Total 37 Respondents

RESPONSE PERCENT					MEAN
Strongly Agree - 4 -	Agree - 3 -	Disagree - 2 -	Strongly Disagree - 1 -	Don't Know	

Questions

Access and Equity

1. The people who work in my after school program care about all the students in the program.	40.5%	51.4%	0.0%	0.0%	8.1%	3.44
2. The students in my after school program treat each other with respect.	8.1%	64.9%	16.2%	0.0%	10.8%	2.91
3. The people in my after school program respect my language and culture.	45.9%	35.1%	5.4%	0.0%	13.5%	3.47
4. I get the help I need to complete my homework in after school.	70.3%	27.0%	0.0%	0.0%	2.7%	3.72
5. My after school program is a positive and safe place for learning.	43.2%	51.4%	0.0%	2.7%	2.7%	3.39
6. I feel safer in my after school program than during the regular school day.	24.3%	40.5%	10.8%	0.0%	24.3%	3.18

Student Achievement

7. The people who work in my after school program make clear what they expect from me.	32.4%	56.8%	0.0%	0.0%	10.8%	3.36
8. The after school activities I participate in are interesting and fun.	56.8%	35.1%	2.7%	0.0%	5.4%	3.57
9. The after school staff uses computers and other technology to help me learn.	25.0%	19.4%	25.0%	13.9%	16.7%	2.67
10. I often see my after school staff at school during the regular school day.	35.1%	54.1%	8.1%	2.7%	0.0%	3.22

Accountability

11. I have somebody at home who cares about me and helps me in my learning.	59.5%	27.0%	8.1%	2.7%	2.7%	3.47
12. The after school staff treats me and all other students with respect.	45.9%	45.9%	2.7%	2.7%	2.7%	3.39
13. I like my after school program and would recommend it to other students.	56.8%	35.1%	0.0%	0.0%	8.1%	3.62
14. The people who work in after school are knowledgeable and well prepared.	56.8%	35.1%	2.7%	0.0%	5.4%	3.57

RESPONSE PERCENT					
-A-	-B-	-C-	-D-	-E-	-F-

15. Favorite activities: (A) Homework	29.7%					
. Favorite activities: (A) Arts activities (music, dance, art, etc.)	59.5%					
. Favorite activities: (A) Reading activities	10.8%					
. Favorite activities: (A) Writing activities	2.7%					
. Favorite activities: (A) Life skills (cooking, bike shop, etc.)	70.3%					
. Favorite activities: (A) Math or science	32.4%					
. Favorite activities: (A) Sports and games	89.2%					
. Favorite activities: (A) Technology (video, photography, etc.)	56.8%					
. Favorite activities: (A) Service-learning projects	29.7%					
16. Activities you wish you could do more of: (A) Homework	32.4%					
. Activities you wish you could do more of: (A) Arts activities (music, dance, art)	45.9%					
. Activities you wish you could do more of: (A) Reading activities	10.8%					
. Activities you wish you could do more of: (A) Writing activities	10.8%					
. Activities you wish you could do more of: (A) Life skills (cooking, bike shop, etc.)	54.1%					
. Activities you wish you could do more of: (A) Math or science	40.5%					
. Activities you wish you could do more of: (A) Sports and games	75.7%					
. Activities you wish you could do more of: (A) Technology (video, photography, etc.)	59.5%					
. Activities you wish you could do more of: (A) Service-learning projects	21.6%					
17. In how many after school service-learning projects did you participate this year? (A) 0, (B) 1, (C) 2, (D) 3, (E) 4, (F) 5+	2.7%	21.6%	18.9%	2.7%	16.2%	37.8%
18. I feel close to this number of adults in the ASP: (A) 0, (B) 1, (C) 2, (D) 3, (E) 4, (F) 5+	0.0%	2.8%	8.3%	11.1%	16.7%	61.1%
19. I feel close to this number of students in the ASP: (A) 0, (B) 1, (C) 2, (D) 3, (E) 4, (F) 5+	0.0%	2.7%	2.7%	5.4%	2.7%	86.5%

Background Information

A. My gender: (A) Female, (B) Male	36.1%	63.9%				
B. Number of years I have attended this ASP: (A) 1, (B) 2, (C) 3, (D) 4, (E) 5 or more	18.9%	43.2%	35.1%	2.7%	0.0%	
C. Number of days a week I attend this ASP: (A) 1, (B) 2, (C) 3, (D) 4, (E) 5	0.0%	0.0%	0.0%	0.0%	100.0%	
D. Why are you going to this ASP? (A) My parents want me to go.	78.4%					
. Why are you going to this ASP? (A) I do not want to go home and be alone.	18.9%					
. Why are you going to this ASP? (A) My friends go here.	62.2%					
. Why are you going to this ASP? (A) There are interesting things to do here.	70.3%					
. Why are you going to this ASP? (A) The school suggested I go.	8.1%					
. Why are you going to this ASP? (A) It is a safe place to be after school.	43.2%					
. Why are you going to this ASP? (A) To get help with my school work.	64.9%					
. Why are you going to this ASP? (A) I attended this after school program last year.	70.3%					
. Why are you going to this ASP? (A) Other or don't know.	16.2%					



SFUSD ASP Grade 4 Student Satisfaction Survey 2011

Harte ES Summary Report

Total 19 Respondents

RESPONSE PERCENT					MEAN
Strongly Agree - 4 -	Agree - 3 -	Disagree - 2 -	Strongly Disagree - 1 -	Don't Know	

Questions

Access and Equity

1. The people who work in my after school program care about all the students in the program.	78.9%	21.1%	0.0%	0.0%	0.0%	3.79
2. The students in my after school program treat each other with respect.	57.9%	36.8%	0.0%	0.0%	5.3%	3.61
3. The people in my after school program respect my language and culture.	78.9%	21.1%	0.0%	0.0%	0.0%	3.79
4. I get the help I need to complete my homework in after school.	94.7%	5.3%	0.0%	0.0%	0.0%	3.95
5. My after school program is a positive and safe place for learning.	89.5%	10.5%	0.0%	0.0%	0.0%	3.89
6. I feel safer in my after school program than during the regular school day.	66.7%	33.3%	0.0%	0.0%	0.0%	3.67

Student Achievement

7. The people who work in my after school program make clear what they expect from me.	50.0%	44.4%	0.0%	0.0%	5.6%	3.53
8. The after school activities I participate in are interesting and fun.	89.5%	10.5%	0.0%	0.0%	0.0%	3.89
9. The after school staff uses computers and other technology to help me learn.	84.2%	15.8%	0.0%	0.0%	0.0%	3.84
10. I often see my after school staff at school during the regular school day.	21.1%	57.9%	15.8%	0.0%	5.3%	3.06

Accountability

11. I have somebody at home who cares about me and helps me in my learning.	89.5%	10.5%	0.0%	0.0%	0.0%	3.89
12. The after school staff treats me and all other students with respect.	73.7%	26.3%	0.0%	0.0%	0.0%	3.74
13. I like my after school program and would recommend it to other students.	55.6%	44.4%	0.0%	0.0%	0.0%	3.56
14. The people who work in after school are knowledgeable and well prepared.	68.4%	31.6%	0.0%	0.0%	0.0%	3.68

RESPONSE PERCENT					
-A-	-B-	-C-	-D-	-E-	-F-

15. Favorite activities: (A) Homework	52.6%					
. Favorite activities: (A) Arts activities (music, dance, art, etc.)	52.6%					
. Favorite activities: (A) Reading activities	31.6%					
. Favorite activities: (A) Writing activities	5.3%					
. Favorite activities: (A) Life skills (cooking, bike shop, etc.)	21.1%					
. Favorite activities: (A) Math or science	31.6%					
. Favorite activities: (A) Sports and games	73.7%					
. Favorite activities: (A) Technology (video, photography, etc.)	47.4%					
. Favorite activities: (A) Service-learning projects	10.5%					
16. Activities you wish you could do more of: (A) Homework	31.6%					
. Activities you wish you could do more of: (A) Arts activities (music, dance, art)	73.7%					
. Activities you wish you could do more of: (A) Reading activities	21.1%					
. Activities you wish you could do more of: (A) Writing activities	21.1%					
. Activities you wish you could do more of: (A) Life skills (cooking, bike shop, etc.)	63.2%					
. Activities you wish you could do more of: (A) Math or science	26.3%					
. Activities you wish you could do more of: (A) Sports and games	47.4%					
. Activities you wish you could do more of: (A) Technology (video, photography, etc.)	57.9%					
. Activities you wish you could do more of: (A) Service-learning projects	21.1%					
17. In how many after school service-learning projects did you participate this year? (A) 0, (B) 1, (C) 2, (D) 3, (E) 4, (F) 5+	0.0%	0.0%	47.4%	0.0%	5.3%	47.4%
18. I feel close to this number of adults in the ASP: (A) 0, (B) 1, (C) 2, (D) 3, (E) 4, (F) 5+	0.0%	0.0%	0.0%	0.0%	0.0%	100.0%
19. I feel close to this number of students in the ASP: (A) 0, (B) 1, (C) 2, (D) 3, (E) 4, (F) 5+	0.0%	0.0%	0.0%	0.0%	5.3%	94.7%

Background Information

A. My gender: (A) Female, (B) Male	63.2%	36.8%				
B. Number of years I have attended this ASP: (A) 1, (B) 2, (C) 3, (D) 4, (E) 5 or more	15.8%	21.1%	31.6%	26.3%	5.3%	
C. Number of days a week I attend this ASP: (A) 1, (B) 2, (C) 3, (D) 4, (E) 5	0.0%	0.0%	0.0%	0.0%	100.0%	
D. Why are you going to this ASP? (A) My parents want me to go.	47.4%					
. Why are you going to this ASP? (A) I do not want to go home and be alone.	57.9%					
. Why are you going to this ASP? (A) My friends go here.	73.7%					
. Why are you going to this ASP? (A) There are interesting things to do here.	42.1%					
. Why are you going to this ASP? (A) The school suggested I go.	15.8%					
. Why are you going to this ASP? (A) It is a safe place to be after school.	73.7%					
. Why are you going to this ASP? (A) To get help with my school work.	26.3%					
. Why are you going to this ASP? (A) I attended this after school program last year.	31.6%					
. Why are you going to this ASP? (A) Other or don't know.	5.3%					



SFUSD ASP Grade 4 Student Satisfaction Survey 2011

Hillcrest ES Summary Report

Total 29 Respondents

RESPONSE PERCENT					MEAN
Strongly Agree - 4 -	Agree - 3 -	Disagree - 2 -	Strongly Disagree - 1 -	Don't Know	

Questions

Access and Equity

1. The people who work in my after school program care about all the students in the program.	41.4%	44.8%	13.8%	0.0%	0.0%	3.28
2. The students in my after school program treat each other with respect.	13.8%	37.9%	31.0%	0.0%	17.2%	2.79
3. The people in my after school program respect my language and culture.	35.7%	35.7%	14.3%	3.6%	10.7%	3.16
4. I get the help I need to complete my homework in after school.	55.2%	41.4%	0.0%	0.0%	3.4%	3.57
5. My after school program is a positive and safe place for learning.	42.9%	42.9%	0.0%	3.6%	10.7%	3.40
6. I feel safer in my after school program than during the regular school day.	28.6%	25.0%	17.9%	10.7%	17.9%	2.87

Student Achievement

7. The people who work in my after school program make clear what they expect from me.	41.4%	41.4%	6.9%	0.0%	10.3%	3.38
8. The after school activities I participate in are interesting and fun.	55.2%	34.5%	0.0%	6.9%	3.4%	3.43
9. The after school staff uses computers and other technology to help me learn.	37.9%	37.9%	17.2%	3.4%	3.4%	3.14
10. I often see my after school staff at school during the regular school day.	38.5%	50.0%	7.7%	0.0%	3.8%	3.32

Accountability

11. I have somebody at home who cares about me and helps me in my learning.	60.7%	32.1%	3.6%	3.6%	0.0%	3.50
12. The after school staff treats me and all other students with respect.	28.6%	50.0%	14.3%	3.6%	3.6%	3.07
13. I like my after school program and would recommend it to other students.	33.3%	44.4%	3.7%	3.7%	14.8%	3.26
14. The people who work in after school are knowledgeable and well prepared.	39.3%	32.1%	10.7%	3.6%	14.3%	3.25

RESPONSE PERCENT					
-A-	-B-	-C-	-D-	-E-	-F-

15. Favorite activities: (A) Homework	24.1%					
. Favorite activities: (A) Arts activities (music, dance, art, etc.)	65.5%					
. Favorite activities: (A) Reading activities	10.3%					
. Favorite activities: (A) Writing activities	6.9%					
. Favorite activities: (A) Life skills (cooking, bike shop, etc.)	37.9%					
. Favorite activities: (A) Math or science	20.7%					
. Favorite activities: (A) Sports and games	72.4%					
. Favorite activities: (A) Technology (video, photography, etc.)	31.0%					
. Favorite activities: (A) Service-learning projects	17.2%					
16. Activities you wish you could do more of: (A) Homework	20.7%					
. Activities you wish you could do more of: (A) Arts activities (music, dance, art)	44.8%					
. Activities you wish you could do more of: (A) Reading activities	13.8%					
. Activities you wish you could do more of: (A) Writing activities	10.3%					
. Activities you wish you could do more of: (A) Life skills (cooking, bike shop, etc.)	41.4%					
. Activities you wish you could do more of: (A) Math or science	24.1%					
. Activities you wish you could do more of: (A) Sports and games	69.0%					
. Activities you wish you could do more of: (A) Technology (video, photography, etc.)	24.1%					
. Activities you wish you could do more of: (A) Service-learning projects	6.9%					
17. In how many after school service-learning projects did you participate this year? (A) 0, (B) 1, (C) 2, (D) 3, (E) 4, (F) 5+	25.0%	7.1%	3.6%	7.1%	3.6%	53.6%
18. I feel close to this number of adults in the ASP: (A) 0, (B) 1, (C) 2, (D) 3, (E) 4, (F) 5+	0.0%	7.1%	7.1%	14.3%	7.1%	64.3%
19. I feel close to this number of students in the ASP: (A) 0, (B) 1, (C) 2, (D) 3, (E) 4, (F) 5+	3.6%	0.0%	7.1%	3.6%	7.1%	78.6%

Background Information

A. My gender: (A) Female, (B) Male	48.3%	51.7%				
B. Number of years I have attended this ASP: (A) 1, (B) 2, (C) 3, (D) 4, (E) 5 or more	14.8%	29.6%	18.5%	14.8%	22.2%	
C. Number of days a week I attend this ASP: (A) 1, (B) 2, (C) 3, (D) 4, (E) 5	0.0%	0.0%	3.6%	7.1%	89.3%	
D. Why are you going to this ASP? (A) My parents want me to go.	72.4%					
. Why are you going to this ASP? (A) I do not want to go home and be alone.	27.6%					
. Why are you going to this ASP? (A) My friends go here.	48.3%					
. Why are you going to this ASP? (A) There are interesting things to do here.	27.6%					
. Why are you going to this ASP? (A) The school suggested I go.	6.9%					
. Why are you going to this ASP? (A) It is a safe place to be after school.	17.2%					
. Why are you going to this ASP? (A) To get help with my school work.	34.5%					
. Why are you going to this ASP? (A) I attended this after school program last year.	17.2%					
. Why are you going to this ASP? (A) Other or don't know.	3.4%					



SFUSD ASP Grade 4 Student Satisfaction Survey 2011

Key ES Summary Report

Total 36 Respondents

RESPONSE PERCENT					MEAN
Strongly Agree	Agree	Disagree	Strongly Disagree	Don't Know	
- 4 -	- 3 -	- 2 -	- 1 -		

Questions

Access and Equity

1. The people who work in my after school program care about all the students in the program.	22.9%	34.3%	11.4%	14.3%	17.1%	2.79
2. The students in my after school program treat each other with respect.	13.9%	27.8%	36.1%	13.9%	8.3%	2.45
3. The people in my after school program respect my language and culture.	27.8%	22.2%	11.1%	5.6%	33.3%	3.08
4. I get the help I need to complete my homework in after school.	33.3%	36.1%	11.1%	11.1%	8.3%	3.00
5. My after school program is a positive and safe place for learning.	35.3%	35.3%	2.9%	2.9%	23.5%	3.35
6. I feel safer in my after school program than during the regular school day.	11.8%	2.9%	20.6%	29.4%	35.3%	1.95

Student Achievement

7. The people who work in my after school program make clear what they expect from me.	11.4%	45.7%	8.6%	5.7%	28.6%	2.88
8. The after school activities I participate in are interesting and fun.	40.0%	37.1%	5.7%	8.6%	8.6%	3.19
9. The after school staff uses computers and other technology to help me learn.	19.4%	22.2%	30.6%	13.9%	13.9%	2.55
10. I often see my after school staff at school during the regular school day.	19.4%	13.9%	19.4%	30.6%	16.7%	2.27

Accountability

11. I have somebody at home who cares about me and helps me in my learning.	72.2%	16.7%	2.8%	0.0%	8.3%	3.76
12. The after school staff treats me and all other students with respect.	19.4%	36.1%	11.1%	11.1%	22.2%	2.82
13. I like my after school program and would recommend it to other students.	25.7%	31.4%	22.9%	8.6%	11.4%	2.84
14. The people who work in after school are knowledgeable and well prepared.	22.2%	25.0%	11.1%	8.3%	33.3%	2.92

RESPONSE PERCENT					
-A-	-B-	-C-	-D-	-E-	-F-

15. Favorite activities: (A) Homework	19.4%					
. Favorite activities: (A) Arts activities (music, dance, art, etc.)	61.1%					
. Favorite activities: (A) Reading activities	8.3%					
. Favorite activities: (A) Writing activities	8.3%					
. Favorite activities: (A) Life skills (cooking, bike shop, etc.)	63.9%					
. Favorite activities: (A) Math or science	19.4%					
. Favorite activities: (A) Sports and games	55.6%					
. Favorite activities: (A) Technology (video, photography, etc.)	44.4%					
. Favorite activities: (A) Service-learning projects	13.9%					
16. Activities you wish you could do more of: (A) Homework	27.8%					
. Activities you wish you could do more of: (A) Arts activities (music, dance, art)	55.6%					
. Activities you wish you could do more of: (A) Reading activities	16.7%					
. Activities you wish you could do more of: (A) Writing activities	8.3%					
. Activities you wish you could do more of: (A) Life skills (cooking, bike shop, etc.)	69.4%					
. Activities you wish you could do more of: (A) Math or science	30.6%					
. Activities you wish you could do more of: (A) Sports and games	69.4%					
. Activities you wish you could do more of: (A) Technology (video, photography, etc.)	69.4%					
. Activities you wish you could do more of: (A) Service-learning projects	22.2%					
17. In how many after school service-learning projects did you participate this year? (A) 0, (B) 1, (C) 2, (D) 3, (E) 4, (F) 5+	8.8%	5.9%	14.7%	17.6%	2.9%	50.0%
18. I feel close to this number of adults in the ASP: (A) 0, (B) 1, (C) 2, (D) 3, (E) 4, (F) 5+	5.7%	20.0%	22.9%	8.6%	14.3%	28.6%
19. I feel close to this number of students in the ASP: (A) 0, (B) 1, (C) 2, (D) 3, (E) 4, (F) 5+	5.7%	0.0%	11.4%	2.9%	2.9%	77.1%

Background Information

A. My gender: (A) Female, (B) Male	54.3%	45.7%				
B. Number of years I have attended this ASP: (A) 1, (B) 2, (C) 3, (D) 4, (E) 5 or more	30.6%	55.6%	11.1%	2.8%	0.0%	
C. Number of days a week I attend this ASP: (A) 1, (B) 2, (C) 3, (D) 4, (E) 5	0.0%	5.9%	0.0%	2.9%	91.2%	
D. Why are you going to this ASP? (A) My parents want me to go.	80.6%					
. Why are you going to this ASP? (A) I do not want to go home and be alone.	13.9%					
. Why are you going to this ASP? (A) My friends go here.	38.9%					
. Why are you going to this ASP? (A) There are interesting things to do here.	36.1%					
. Why are you going to this ASP? (A) The school suggested I go.	5.6%					
. Why are you going to this ASP? (A) It is a safe place to be after school.	30.6%					
. Why are you going to this ASP? (A) To get help with my school work.	38.9%					
. Why are you going to this ASP? (A) I attended this after school program last year.	41.7%					
. Why are you going to this ASP? (A) Other or don't know.	8.3%					



SFUSD ASP Grade 4 Student Satisfaction Survey 2011

Lafayette ES Summary Report

Total 19 Respondents

RESPONSE PERCENT					MEAN
Strongly Agree - 4 -	Agree - 3 -	Disagree - 2 -	Strongly Disagree - 1 -	Don't Know	

Questions

Access and Equity

1. The people who work in my after school program care about all the students in the program.	26.3%	47.4%	15.8%	5.3%	5.3%	3.00
2. The students in my after school program treat each other with respect.	15.8%	26.3%	26.3%	5.3%	26.3%	2.71
3. The people in my after school program respect my language and culture.	35.3%	47.1%	5.9%	5.9%	5.9%	3.19
4. I get the help I need to complete my homework in after school.	31.6%	47.4%	5.3%	0.0%	15.8%	3.31
5. My after school program is a positive and safe place for learning.	50.0%	33.3%	0.0%	5.6%	11.1%	3.44
6. I feel safer in my after school program than during the regular school day.	21.1%	36.8%	15.8%	5.3%	21.1%	2.93

Student Achievement

7. The people who work in my after school program make clear what they expect from me.	36.8%	42.1%	5.3%	0.0%	15.8%	3.38
8. The after school activities I participate in are interesting and fun.	36.8%	42.1%	0.0%	10.5%	10.5%	3.18
9. The after school staff uses computers and other technology to help me learn.	10.5%	21.1%	21.1%	15.8%	31.6%	2.38
10. I often see my after school staff at school during the regular school day.	10.5%	42.1%	15.8%	5.3%	26.3%	2.79

Accountability

11. I have somebody at home who cares about me and helps me in my learning.	47.4%	31.6%	10.5%	5.3%	5.3%	3.28
12. The after school staff treats me and all other students with respect.	44.4%	33.3%	0.0%	5.6%	16.7%	3.40
13. I like my after school program and would recommend it to other students.	31.6%	26.3%	5.3%	5.3%	31.6%	3.23
14. The people who work in after school are knowledgeable and well prepared.	42.1%	36.8%	0.0%	5.3%	15.8%	3.38

RESPONSE PERCENT					
-A-	-B-	-C-	-D-	-E-	-F-

15. Favorite activities: (A) Homework	15.8%					
. Favorite activities: (A) Arts activities (music, dance, art, etc.)	42.1%					
. Favorite activities: (A) Reading activities	10.5%					
. Favorite activities: (A) Writing activities	0.0%					
. Favorite activities: (A) Life skills (cooking, bike shop, etc.)	42.1%					
. Favorite activities: (A) Math or science	10.5%					
. Favorite activities: (A) Sports and games	84.2%					
. Favorite activities: (A) Technology (video, photography, etc.)	21.1%					
. Favorite activities: (A) Service-learning projects	5.3%					
16. Activities you wish you could do more of: (A) Homework	0.0%					
. Activities you wish you could do more of: (A) Arts activities (music, dance, art)	26.3%					
. Activities you wish you could do more of: (A) Reading activities	10.5%					
. Activities you wish you could do more of: (A) Writing activities	0.0%					
. Activities you wish you could do more of: (A) Life skills (cooking, bike shop, etc.)	57.9%					
. Activities you wish you could do more of: (A) Math or science	10.5%					
. Activities you wish you could do more of: (A) Sports and games	68.4%					
. Activities you wish you could do more of: (A) Technology (video, photography, etc.)	21.1%					
. Activities you wish you could do more of: (A) Service-learning projects	15.8%					
17. In how many after school service-learning projects did you participate this year? (A) 0, (B) 1, (C) 2, (D) 3, (E) 4, (F) 5+	21.1%	10.5%	10.5%	15.8%	0.0%	42.1%
18. I feel close to this number of adults in the ASP: (A) 0, (B) 1, (C) 2, (D) 3, (E) 4, (F) 5+	10.5%	10.5%	15.8%	5.3%	15.8%	42.1%
19. I feel close to this number of students in the ASP: (A) 0, (B) 1, (C) 2, (D) 3, (E) 4, (F) 5+	10.5%	5.3%	10.5%	0.0%	5.3%	68.4%

Background Information

A. My gender: (A) Female, (B) Male	73.7%	26.3%				
B. Number of years I have attended this ASP: (A) 1, (B) 2, (C) 3, (D) 4, (E) 5 or more	33.3%	5.6%	11.1%	44.4%	5.6%	
C. Number of days a week I attend this ASP: (A) 1, (B) 2, (C) 3, (D) 4, (E) 5	0.0%	11.8%	0.0%	5.9%	82.4%	
D. Why are you going to this ASP? (A) My parents want me to go.	57.9%					
. Why are you going to this ASP? (A) I do not want to go home and be alone.	36.8%					
. Why are you going to this ASP? (A) My friends go here.	31.6%					
. Why are you going to this ASP? (A) There are interesting things to do here.	15.8%					
. Why are you going to this ASP? (A) The school suggested I go.	26.3%					
. Why are you going to this ASP? (A) It is a safe place to be after school.	21.1%					
. Why are you going to this ASP? (A) To get help with my school work.	42.1%					
. Why are you going to this ASP? (A) I attended this after school program last year.	21.1%					
. Why are you going to this ASP? (A) Other or don't know.	10.5%					



SFUSD ASP Grade 4 Student Satisfaction Survey 2011

Lau ES Summary Report

Total 13 Respondents

RESPONSE PERCENT					MEAN
Strongly Agree - 4 -	Agree - 3 -	Disagree - 2 -	Strongly Disagree - 1 -	Don't Know	

Questions

Access and Equity

1. The people who work in my after school program care about all the students in the program.	23.1%	46.2%	0.0%	0.0%	30.8%	3.33
2. The students in my after school program treat each other with respect.	30.8%	7.7%	23.1%	0.0%	38.5%	3.13
3. The people in my after school program respect my language and culture.	23.1%	46.2%	15.4%	0.0%	15.4%	3.09
4. I get the help I need to complete my homework in after school.	46.2%	38.5%	7.7%	0.0%	7.7%	3.42
5. My after school program is a positive and safe place for learning.	53.8%	30.8%	0.0%	0.0%	15.4%	3.64
6. I feel safer in my after school program than during the regular school day.	23.1%	38.5%	7.7%	0.0%	30.8%	3.22

Student Achievement

7. The people who work in my after school program make clear what they expect from me.	15.4%	69.2%	0.0%	0.0%	15.4%	3.18
8. The after school activities I participate in are interesting and fun.	30.8%	53.8%	0.0%	0.0%	15.4%	3.36
9. The after school staff uses computers and other technology to help me learn.	7.7%	23.1%	15.4%	23.1%	30.8%	2.22
10. I often see my after school staff at school during the regular school day.	23.1%	23.1%	38.5%	0.0%	15.4%	2.82

Accountability

11. I have somebody at home who cares about me and helps me in my learning.	53.8%	30.8%	0.0%	7.7%	7.7%	3.42
12. The after school staff treats me and all other students with respect.	38.5%	53.8%	0.0%	0.0%	7.7%	3.42
13. I like my after school program and would recommend it to other students.	23.1%	69.2%	0.0%	0.0%	7.7%	3.25
14. The people who work in after school are knowledgeable and well prepared.	23.1%	38.5%	15.4%	0.0%	23.1%	3.10

RESPONSE PERCENT

	-A-	-B-	-C-	-D-	-E-	-F-
15. Favorite activities: (A) Homework	23.1%					
. Favorite activities: (A) Arts activities (music, dance, art, etc.)	38.5%					
. Favorite activities: (A) Reading activities	7.7%					
. Favorite activities: (A) Writing activities	7.7%					
. Favorite activities: (A) Life skills (cooking, bike shop, etc.)	46.2%					
. Favorite activities: (A) Math or science	15.4%					
. Favorite activities: (A) Sports and games	69.2%					
. Favorite activities: (A) Technology (video, photography, etc.)	0.0%					
. Favorite activities: (A) Service-learning projects	30.8%					
16. Activities you wish you could do more of: (A) Homework	15.4%					
. Activities you wish you could do more of: (A) Arts activities (music, dance, art)	30.8%					
. Activities you wish you could do more of: (A) Reading activities	7.7%					
. Activities you wish you could do more of: (A) Writing activities	15.4%					
. Activities you wish you could do more of: (A) Life skills (cooking, bike shop, etc.)	53.8%					
. Activities you wish you could do more of: (A) Math or science	23.1%					
. Activities you wish you could do more of: (A) Sports and games	76.9%					
. Activities you wish you could do more of: (A) Technology (video, photography, etc.)	30.8%					
. Activities you wish you could do more of: (A) Service-learning projects	30.8%					
17. In how many after school service-learning projects did you participate this year? (A) 0, (B) 1, (C) 2, (D) 3, (E) 4, (F) 5+	7.7%	30.8%	0.0%	30.8%	7.7%	23.1%
18. I feel close to this number of adults in the ASP: (A) 0, (B) 1, (C) 2, (D) 3, (E) 4, (F) 5+	8.3%	0.0%	16.7%	33.3%	8.3%	33.3%
19. I feel close to this number of students in the ASP: (A) 0, (B) 1, (C) 2, (D) 3, (E) 4, (F) 5+	0.0%	7.7%	7.7%	15.4%	23.1%	46.2%

Background Information

A. My gender: (A) Female, (B) Male	53.8%	46.2%			
B. Number of years I have attended this ASP: (A) 1, (B) 2, (C) 3, (D) 4, (E) 5 or more	30.8%	38.5%	30.8%	0.0%	0.0%
C. Number of days a week I attend this ASP: (A) 1, (B) 2, (C) 3, (D) 4, (E) 5	0.0%	0.0%	9.1%	0.0%	90.9%
D. Why are you going to this ASP? (A) My parents want me to go.	38.5%				
. Why are you going to this ASP? (A) I do not want to go home and be alone.	7.7%				
. Why are you going to this ASP? (A) My friends go here.	7.7%				
. Why are you going to this ASP? (A) There are interesting things to do here.	0.0%				
. Why are you going to this ASP? (A) The school suggested I go.	0.0%				
. Why are you going to this ASP? (A) It is a safe place to be after school.	15.4%				
. Why are you going to this ASP? (A) To get help with my school work.	53.8%				
. Why are you going to this ASP? (A) I attended this after school program last year.	23.1%				
. Why are you going to this ASP? (A) Other or don't know.	7.7%				



SFUSD ASP Grade 4 Student Satisfaction Survey 2011

Malcolm X Acdy ES Summary Report

Total 7 Respondents

RESPONSE PERCENT					MEAN
Strongly Agree - 4 -	Agree - 3 -	Disagree - 2 -	Strongly Disagree - 1 -	Don't Know	

Questions

Access and Equity

1. The people who work in my after school program care about all the students in the program.	42.9%	42.9%	0.0%	0.0%	14.3%	3.50
2. The students in my after school program treat each other with respect.	14.3%	28.6%	14.3%	0.0%	42.9%	3.00
3. The people in my after school program respect my language and culture.	57.1%	14.3%	14.3%	0.0%	14.3%	3.50
4. I get the help I need to complete my homework in after school.	50.0%	50.0%	0.0%	0.0%	0.0%	3.50
5. My after school program is a positive and safe place for learning.	57.1%	0.0%	28.6%	0.0%	14.3%	3.33
6. I feel safer in my after school program than during the regular school day.	14.3%	71.4%	14.3%	0.0%	0.0%	3.00

Student Achievement

7. The people who work in my after school program make clear what they expect from me.	71.4%	0.0%	14.3%	0.0%	14.3%	3.67
8. The after school activities I participate in are interesting and fun.	42.9%	57.1%	0.0%	0.0%	0.0%	3.43
9. The after school staff uses computers and other technology to help me learn.	50.0%	33.3%	16.7%	0.0%	0.0%	3.33
10. I often see my after school staff at school during the regular school day.	57.1%	28.6%	0.0%	0.0%	14.3%	3.67

Accountability

11. I have somebody at home who cares about me and helps me in my learning.	66.7%	33.3%	0.0%	0.0%	0.0%	3.67
12. The after school staff treats me and all other students with respect.	83.3%	16.7%	0.0%	0.0%	0.0%	3.83
13. I like my after school program and would recommend it to other students.	16.7%	66.7%	16.7%	0.0%	0.0%	3.00
14. The people who work in after school are knowledgeable and well prepared.	83.3%	16.7%	0.0%	0.0%	0.0%	3.83

RESPONSE PERCENT

	-A-	-B-	-C-	-D-	-E-	-F-
15. Favorite activities: (A) Homework	28.6%					
. Favorite activities: (A) Arts activities (music, dance, art, etc.)	42.9%					
. Favorite activities: (A) Reading activities	28.6%					
. Favorite activities: (A) Writing activities	0.0%					
. Favorite activities: (A) Life skills (cooking, bike shop, etc.)	71.4%					
. Favorite activities: (A) Math or science	42.9%					
. Favorite activities: (A) Sports and games	85.7%					
. Favorite activities: (A) Technology (video, photography, etc.)	57.1%					
. Favorite activities: (A) Service-learning projects	14.3%					
16. Activities you wish you could do more of: (A) Homework	14.3%					
. Activities you wish you could do more of: (A) Arts activities (music, dance, art)	57.1%					
. Activities you wish you could do more of: (A) Reading activities	28.6%					
. Activities you wish you could do more of: (A) Writing activities	14.3%					
. Activities you wish you could do more of: (A) Life skills (cooking, bike shop, etc.)	71.4%					
. Activities you wish you could do more of: (A) Math or science	14.3%					
. Activities you wish you could do more of: (A) Sports and games	85.7%					
. Activities you wish you could do more of: (A) Technology (video, photography, etc.)	42.9%					
. Activities you wish you could do more of: (A) Service-learning projects	28.6%					
17. In how many after school service-learning projects did you participate this year? (A) 0, (B) 1, (C) 2, (D) 3, (E) 4, (F) 5+	14.3%	28.6%	28.6%	14.3%	14.3%	0.0%
18. I feel close to this number of adults in the ASP: (A) 0, (B) 1, (C) 2, (D) 3, (E) 4, (F) 5+	0.0%	14.3%	14.3%	14.3%	14.3%	42.9%
19. I feel close to this number of students in the ASP: (A) 0, (B) 1, (C) 2, (D) 3, (E) 4, (F) 5+	0.0%	16.7%	33.3%	0.0%	16.7%	33.3%

Background Information

A. My gender: (A) Female, (B) Male	42.9%	57.1%				
B. Number of years I have attended this ASP: (A) 1, (B) 2, (C) 3, (D) 4, (E) 5 or more	14.3%	42.9%	14.3%	0.0%	28.6%	
C. Number of days a week I attend this ASP: (A) 1, (B) 2, (C) 3, (D) 4, (E) 5	0.0%	0.0%	0.0%	0.0%	100.0%	
D. Why are you going to this ASP? (A) My parents want me to go.	57.1%					
. Why are you going to this ASP? (A) I do not want to go home and be alone.	14.3%					
. Why are you going to this ASP? (A) My friends go here.	14.3%					
. Why are you going to this ASP? (A) There are interesting things to do here.	28.6%					
. Why are you going to this ASP? (A) The school suggested I go.	14.3%					
. Why are you going to this ASP? (A) It is a safe place to be after school.	28.6%					
. Why are you going to this ASP? (A) To get help with my school work.	28.6%					
. Why are you going to this ASP? (A) I attended this after school program last year.	0.0%					
. Why are you going to this ASP? (A) Other or don't know.	0.0%					



SFUSD ASP Grade 4 Student Satisfaction Survey 2011

Marshall ES Summary Report

Total 21 Respondents

RESPONSE PERCENT

Strongly Agree	Agree	Disagree	Strongly Disagree	Don't Know	MEAN
- 4 -	- 3 -	- 2 -	- 1 -		

Questions

Access and Equity

1. The people who work in my after school program care about all the students in the program.	38.1%	47.6%	0.0%	0.0%	14.3%	3.44
2. The students in my after school program treat each other with respect.	14.3%	52.4%	19.0%	4.8%	9.5%	2.84
3. The people in my after school program respect my language and culture.	57.1%	23.8%	4.8%	0.0%	14.3%	3.61
4. I get the help I need to complete my homework in after school.	71.4%	23.8%	4.8%	0.0%	0.0%	3.67
5. My after school program is a positive and safe place for learning.	65.0%	15.0%	10.0%	0.0%	10.0%	3.61
6. I feel safer in my after school program than during the regular school day.	23.8%	23.8%	14.3%	23.8%	14.3%	2.56

Student Achievement

7. The people who work in my after school program make clear what they expect from me.	52.4%	33.3%	4.8%	0.0%	9.5%	3.53
8. The after school activities I participate in are interesting and fun.	52.4%	38.1%	9.5%	0.0%	0.0%	3.43
9. The after school staff uses computers and other technology to help me learn.	23.8%	4.8%	19.0%	47.6%	4.8%	2.05
10. I often see my after school staff at school during the regular school day.	33.3%	42.9%	4.8%	4.8%	14.3%	3.22

Accountability

11. I have somebody at home who cares about me and helps me in my learning.	85.7%	9.5%	4.8%	0.0%	0.0%	3.81
12. The after school staff treats me and all other students with respect.	57.1%	28.6%	9.5%	0.0%	4.8%	3.50
13. I like my after school program and would recommend it to other students.	57.1%	19.0%	9.5%	9.5%	4.8%	3.30
14. The people who work in after school are knowledgeable and well prepared.	38.1%	33.3%	19.0%	0.0%	9.5%	3.21

RESPONSE PERCENT

	-A-	-B-	-C-	-D-	-E-	-F-
15. Favorite activities: (A) Homework						19.0%
. Favorite activities: (A) Arts activities (music, dance, art, etc.)						76.2%
. Favorite activities: (A) Reading activities						4.8%
. Favorite activities: (A) Writing activities						0.0%
. Favorite activities: (A) Life skills (cooking, bike shop, etc.)						33.3%
. Favorite activities: (A) Math or science						33.3%
. Favorite activities: (A) Sports and games						71.4%
. Favorite activities: (A) Technology (video, photography, etc.)						9.5%
. Favorite activities: (A) Service-learning projects						0.0%
16. Activities you wish you could do more of: (A) Homework						47.6%
. Activities you wish you could do more of: (A) Arts activities (music, dance, art)						81.0%
. Activities you wish you could do more of: (A) Reading activities						33.3%
. Activities you wish you could do more of: (A) Writing activities						23.8%
. Activities you wish you could do more of: (A) Life skills (cooking, bike shop, etc.)						71.4%
. Activities you wish you could do more of: (A) Math or science						57.1%
. Activities you wish you could do more of: (A) Sports and games						81.0%
. Activities you wish you could do more of: (A) Technology (video, photography, etc.)						38.1%
. Activities you wish you could do more of: (A) Service-learning projects						23.8%
17. In how many after school service-learning projects did you participate this year? (A) 0, (B) 1, (C) 2, (D) 3, (E) 4, (F) 5+	0.0%	5.0%	5.0%	40.0%	15.0%	35.0%
18. I feel close to this number of adults in the ASP: (A) 0, (B) 1, (C) 2, (D) 3, (E) 4, (F) 5+	0.0%	19.0%	14.3%	19.0%	4.8%	42.9%
19. I feel close to this number of students in the ASP: (A) 0, (B) 1, (C) 2, (D) 3, (E) 4, (F) 5+	0.0%	9.5%	4.8%	4.8%	14.3%	66.7%

Background Information

A. My gender: (A) Female, (B) Male	47.6%	52.4%			
B. Number of years I have attended this ASP: (A) 1, (B) 2, (C) 3, (D) 4, (E) 5 or more	9.5%	9.5%	9.5%	23.8%	47.6%
C. Number of days a week I attend this ASP: (A) 1, (B) 2, (C) 3, (D) 4, (E) 5	0.0%	0.0%	0.0%	4.8%	95.2%
D. Why are you going to this ASP? (A) My parents want me to go.	19.0%				
. Why are you going to this ASP? (A) I do not want to go home and be alone.	0.0%				
. Why are you going to this ASP? (A) My friends go here.	4.8%				
. Why are you going to this ASP? (A) There are interesting things to do here.	23.8%				
. Why are you going to this ASP? (A) The school suggested I go.	0.0%				
. Why are you going to this ASP? (A) It is a safe place to be after school.	4.8%				
. Why are you going to this ASP? (A) To get help with my school work.	42.9%				
. Why are you going to this ASP? (A) I attended this after school program last year.	4.8%				
. Why are you going to this ASP? (A) Other or don't know.	19.0%				



SFUSD ASP Grade 4 Student Satisfaction Survey 2011

McKinley ES Summary Report

Total 23 Respondents

RESPONSE PERCENT

Strongly Agree	Agree	Disagree	Strongly Disagree	Don't Know	MEAN
- 4 -	- 3 -	- 2 -	- 1 -		

Questions

Access and Equity

1. The people who work in my after school program care about all the students in the program.	26.1%	34.8%	8.7%	0.0%	30.4%	3.25
2. The students in my after school program treat each other with respect.	8.7%	13.0%	30.4%	39.1%	8.7%	1.90
3. The people in my after school program respect my language and culture.	22.7%	40.9%	18.2%	9.1%	9.1%	2.85
4. I get the help I need to complete my homework in after school.	39.1%	21.7%	26.1%	8.7%	4.3%	2.95
5. My after school program is a positive and safe place for learning.	30.4%	39.1%	13.0%	8.7%	8.7%	3.00
6. I feel safer in my after school program than during the regular school day.	27.3%	9.1%	9.1%	31.8%	22.7%	2.41

Student Achievement

7. The people who work in my after school program make clear what they expect from me.	26.1%	47.8%	8.7%	8.7%	8.7%	3.00
8. The after school activities I participate in are interesting and fun.	21.7%	52.2%	26.1%	0.0%	0.0%	2.96
9. The after school staff uses computers and other technology to help me learn.	4.3%	13.0%	17.4%	52.2%	13.0%	1.65
10. I often see my after school staff at school during the regular school day.	47.8%	39.1%	0.0%	4.3%	8.7%	3.43

Accountability

11. I have somebody at home who cares about me and helps me in my learning.	78.3%	13.0%	4.3%	0.0%	4.3%	3.77
12. The after school staff treats me and all other students with respect.	21.7%	52.2%	4.3%	8.7%	13.0%	3.00
13. I like my after school program and would recommend it to other students.	26.1%	43.5%	13.0%	8.7%	8.7%	2.95
14. The people who work in after school are knowledgeable and well prepared.	39.1%	34.8%	8.7%	0.0%	17.4%	3.37

RESPONSE PERCENT

	-A-	-B-	-C-	-D-	-E-	-F-
15. Favorite activities: (A) Homework	21.7%					
. Favorite activities: (A) Arts activities (music, dance, art, etc.)	47.8%					
. Favorite activities: (A) Reading activities	21.7%					
. Favorite activities: (A) Writing activities	0.0%					
. Favorite activities: (A) Life skills (cooking, bike shop, etc.)	39.1%					
. Favorite activities: (A) Math or science	21.7%					
. Favorite activities: (A) Sports and games	65.2%					
. Favorite activities: (A) Technology (video, photography, etc.)	30.4%					
. Favorite activities: (A) Service-learning projects	8.7%					
16. Activities you wish you could do more of: (A) Homework	13.0%					
. Activities you wish you could do more of: (A) Arts activities (music, dance, art)	39.1%					
. Activities you wish you could do more of: (A) Reading activities	13.0%					
. Activities you wish you could do more of: (A) Writing activities	4.3%					
. Activities you wish you could do more of: (A) Life skills (cooking, bike shop, etc.)	47.8%					
. Activities you wish you could do more of: (A) Math or science	8.7%					
. Activities you wish you could do more of: (A) Sports and games	47.8%					
. Activities you wish you could do more of: (A) Technology (video, photography, etc.)	43.5%					
. Activities you wish you could do more of: (A) Service-learning projects	17.4%					
17. In how many after school service-learning projects did you participate this year? (A) 0, (B) 1, (C) 2, (D) 3, (E) 4, (F) 5+	13.6%	22.7%	9.1%	9.1%	13.6%	31.8%
18. I feel close to this number of adults in the ASP: (A) 0, (B) 1, (C) 2, (D) 3, (E) 4, (F) 5+	4.5%	18.2%	22.7%	27.3%	13.6%	13.6%
19. I feel close to this number of students in the ASP: (A) 0, (B) 1, (C) 2, (D) 3, (E) 4, (F) 5+	9.1%	0.0%	0.0%	13.6%	9.1%	68.2%

Background Information

A. My gender: (A) Female, (B) Male	50.0%	50.0%				
B. Number of years I have attended this ASP: (A) 1, (B) 2, (C) 3, (D) 4, (E) 5 or more	4.3%	26.1%	4.3%	13.0%	52.2%	
C. Number of days a week I attend this ASP: (A) 1, (B) 2, (C) 3, (D) 4, (E) 5	0.0%	0.0%	18.2%	4.5%	77.3%	
D. Why are you going to this ASP? (A) My parents want me to go.	56.5%					
. Why are you going to this ASP? (A) I do not want to go home and be alone.	13.0%					
. Why are you going to this ASP? (A) My friends go here.	34.8%					
. Why are you going to this ASP? (A) There are interesting things to do here.	17.4%					
. Why are you going to this ASP? (A) The school suggested I go.	17.4%					
. Why are you going to this ASP? (A) It is a safe place to be after school.	8.7%					
. Why are you going to this ASP? (A) To get help with my school work.	17.4%					
. Why are you going to this ASP? (A) I attended this after school program last year.	39.1%					
. Why are you going to this ASP? (A) Other or don't know.	21.7%					



SFUSD ASP Grade 4 Student Satisfaction Survey 2011

Monroe ES Summary Report

Total 27 Respondents

RESPONSE PERCENT

Strongly Agree	Agree	Disagree	Strongly Disagree	Don't Know	MEAN
- 4 -	- 3 -	- 2 -	- 1 -		

Questions

Access and Equity

1. The people who work in my after school program care about all the students in the program.	60.0%	28.0%	0.0%	4.0%	8.0%	3.57
2. The students in my after school program treat each other with respect.	16.0%	12.0%	52.0%	4.0%	16.0%	2.48
3. The people in my after school program respect my language and culture.	28.0%	20.0%	8.0%	20.0%	24.0%	2.74
4. I get the help I need to complete my homework in after school.	37.0%	44.4%	3.7%	7.4%	7.4%	3.20
5. My after school program is a positive and safe place for learning.	34.6%	26.9%	11.5%	7.7%	19.2%	3.10
6. I feel safer in my after school program than during the regular school day.	11.1%	33.3%	22.2%	14.8%	18.5%	2.50

Student Achievement

7. The people who work in my after school program make clear what they expect from me.	22.2%	51.9%	3.7%	7.4%	14.8%	3.04
8. The after school activities I participate in are interesting and fun.	33.3%	29.6%	14.8%	0.0%	22.2%	3.24
9. The after school staff uses computers and other technology to help me learn.	0.0%	0.0%	19.2%	50.0%	30.8%	1.28
10. I often see my after school staff at school during the regular school day.	14.8%	25.9%	22.2%	29.6%	7.4%	2.28

Accountability

11. I have somebody at home who cares about me and helps me in my learning.	55.6%	33.3%	0.0%	11.1%	0.0%	3.33
12. The after school staff treats me and all other students with respect.	46.2%	46.2%	0.0%	3.8%	3.8%	3.40
13. I like my after school program and would recommend it to other students.	37.0%	37.0%	3.7%	3.7%	18.5%	3.32
14. The people who work in after school are knowledgeable and well prepared.	25.9%	29.6%	11.1%	11.1%	22.2%	2.90

RESPONSE PERCENT

	-A-	-B-	-C-	-D-	-E-	-F-
15. Favorite activities: (A) Homework						25.9%
. Favorite activities: (A) Arts activities (music, dance, art, etc.)						55.6%
. Favorite activities: (A) Reading activities						18.5%
. Favorite activities: (A) Writing activities						3.7%
. Favorite activities: (A) Life skills (cooking, bike shop, etc.)						44.4%
. Favorite activities: (A) Math or science						22.2%
. Favorite activities: (A) Sports and games						66.7%
. Favorite activities: (A) Technology (video, photography, etc.)						37.0%
. Favorite activities: (A) Service-learning projects						3.7%
16. Activities you wish you could do more of: (A) Homework						33.3%
. Activities you wish you could do more of: (A) Arts activities (music, dance, art)						59.3%
. Activities you wish you could do more of: (A) Reading activities						7.4%
. Activities you wish you could do more of: (A) Writing activities						11.1%
. Activities you wish you could do more of: (A) Life skills (cooking, bike shop, etc.)						48.1%
. Activities you wish you could do more of: (A) Math or science						7.4%
. Activities you wish you could do more of: (A) Sports and games						48.1%
. Activities you wish you could do more of: (A) Technology (video, photography, etc.)						29.6%
. Activities you wish you could do more of: (A) Service-learning projects						14.8%
17. In how many after school service-learning projects did you participate this year? (A) 0, (B) 1, (C) 2, (D) 3, (E) 4, (F) 5+	20.8%	16.7%	20.8%	4.2%	25.0%	12.5%
18. I feel close to this number of adults in the ASP: (A) 0, (B) 1, (C) 2, (D) 3, (E) 4, (F) 5+	0.0%	7.4%	3.7%	22.2%	11.1%	55.6%
19. I feel close to this number of students in the ASP: (A) 0, (B) 1, (C) 2, (D) 3, (E) 4, (F) 5+	0.0%	0.0%	0.0%	14.8%	7.4%	77.8%

Background Information

A. My gender: (A) Female, (B) Male	51.9%	48.1%			
B. Number of years I have attended this ASP: (A) 1, (B) 2, (C) 3, (D) 4, (E) 5 or more	3.7%	40.7%	33.3%	22.2%	0.0%
C. Number of days a week I attend this ASP: (A) 1, (B) 2, (C) 3, (D) 4, (E) 5	0.0%	0.0%	0.0%	3.7%	96.3%
D. Why are you going to this ASP? (A) My parents want me to go.	74.1%				
. Why are you going to this ASP? (A) I do not want to go home and be alone.	22.2%				
. Why are you going to this ASP? (A) My friends go here.	48.1%				
. Why are you going to this ASP? (A) There are interesting things to do here.	51.9%				
. Why are you going to this ASP? (A) The school suggested I go.	0.0%				
. Why are you going to this ASP? (A) It is a safe place to be after school.	25.9%				
. Why are you going to this ASP? (A) To get help with my school work.	59.3%				
. Why are you going to this ASP? (A) I attended this after school program last year.	25.9%				
. Why are you going to this ASP? (A) Other or don't know.	18.5%				



SFUSD ASP Grade 4 Student Satisfaction Survey 2011

Ortega ES Summary Report

Total 13 Respondents

RESPONSE PERCENT					MEAN
Strongly Agree - 4 -	Agree - 3 -	Disagree - 2 -	Strongly Disagree - 1 -	Don't Know	

Questions

Access and Equity

1. The people who work in my after school program care about all the students in the program.	23.1%	53.8%	7.7%	7.7%	7.7%	3.00
2. The students in my after school program treat each other with respect.	0.0%	46.2%	30.8%	7.7%	15.4%	2.45
3. The people in my after school program respect my language and culture.	46.2%	15.4%	7.7%	15.4%	15.4%	3.09
4. I get the help I need to complete my homework in after school.	30.8%	53.8%	7.7%	7.7%	0.0%	3.08
5. My after school program is a positive and safe place for learning.	15.4%	53.8%	23.1%	0.0%	7.7%	2.92
6. I feel safer in my after school program than during the regular school day.	7.7%	23.1%	15.4%	15.4%	38.5%	2.38

Student Achievement

7. The people who work in my after school program make clear what they expect from me.	23.1%	46.2%	15.4%	0.0%	15.4%	3.09
8. The after school activities I participate in are interesting and fun.	33.3%	33.3%	8.3%	25.0%	0.0%	2.75
9. The after school staff uses computers and other technology to help me learn.	0.0%	23.1%	38.5%	30.8%	7.7%	1.92
10. I often see my after school staff at school during the regular school day.	7.7%	53.8%	15.4%	0.0%	23.1%	2.90

Accountability

11. I have somebody at home who cares about me and helps me in my learning.	53.8%	38.5%	0.0%	0.0%	7.7%	3.58
12. The after school staff treats me and all other students with respect.	23.1%	69.2%	0.0%	7.7%	0.0%	3.08
13. I like my after school program and would recommend it to other students.	15.4%	46.2%	0.0%	30.8%	7.7%	2.50
14. The people who work in after school are knowledgeable and well prepared.	7.7%	46.2%	7.7%	15.4%	23.1%	2.60

RESPONSE PERCENT					
-A-	-B-	-C-	-D-	-E-	-F-

15. Favorite activities: (A) Homework	23.1%					
. Favorite activities: (A) Arts activities (music, dance, art, etc.)	38.5%					
. Favorite activities: (A) Reading activities	7.7%					
. Favorite activities: (A) Writing activities	0.0%					
. Favorite activities: (A) Life skills (cooking, bike shop, etc.)	30.8%					
. Favorite activities: (A) Math or science	15.4%					
. Favorite activities: (A) Sports and games	61.5%					
. Favorite activities: (A) Technology (video, photography, etc.)	38.5%					
. Favorite activities: (A) Service-learning projects	0.0%					
16. Activities you wish you could do more of: (A) Homework	0.0%					
. Activities you wish you could do more of: (A) Arts activities (music, dance, art)	30.8%					
. Activities you wish you could do more of: (A) Reading activities	7.7%					
. Activities you wish you could do more of: (A) Writing activities	0.0%					
. Activities you wish you could do more of: (A) Life skills (cooking, bike shop, etc.)	30.8%					
. Activities you wish you could do more of: (A) Math or science	7.7%					
. Activities you wish you could do more of: (A) Sports and games	53.8%					
. Activities you wish you could do more of: (A) Technology (video, photography, etc.)	53.8%					
. Activities you wish you could do more of: (A) Service-learning projects	0.0%					
17. In how many after school service-learning projects did you participate this year? (A) 0, (B) 1, (C) 2, (D) 3, (E) 4, (F) 5+	16.7%	16.7%	0.0%	25.0%	0.0%	41.7%
18. I feel close to this number of adults in the ASP: (A) 0, (B) 1, (C) 2, (D) 3, (E) 4, (F) 5+	23.1%	23.1%	7.7%	7.7%	0.0%	38.5%
19. I feel close to this number of students in the ASP: (A) 0, (B) 1, (C) 2, (D) 3, (E) 4, (F) 5+	0.0%	0.0%	7.7%	7.7%	15.4%	69.2%

Background Information

A. My gender: (A) Female, (B) Male	41.7%	58.3%				
B. Number of years I have attended this ASP: (A) 1, (B) 2, (C) 3, (D) 4, (E) 5 or more	7.7%	7.7%	23.1%	46.2%	15.4%	
C. Number of days a week I attend this ASP: (A) 1, (B) 2, (C) 3, (D) 4, (E) 5	0.0%	0.0%	8.3%	0.0%	91.7%	
D. Why are you going to this ASP? (A) My parents want me to go.	61.5%					
. Why are you going to this ASP? (A) I do not want to go home and be alone.	7.7%					
. Why are you going to this ASP? (A) My friends go here.	7.7%					
. Why are you going to this ASP? (A) There are interesting things to do here.	7.7%					
. Why are you going to this ASP? (A) The school suggested I go.	0.0%					
. Why are you going to this ASP? (A) It is a safe place to be after school.	0.0%					
. Why are you going to this ASP? (A) To get help with my school work.	46.2%					
. Why are you going to this ASP? (A) I attended this after school program last year.	15.4%					
. Why are you going to this ASP? (A) Other or don't know.	23.1%					



SFUSD ASP Grade 4 Student Satisfaction Survey 2011

Parker ES Summary Report

Total 11 Respondents

RESPONSE PERCENT

Strongly Agree	Agree	Disagree	Strongly Disagree	Don't Know	MEAN
- 4 -	- 3 -	- 2 -	- 1 -		

Questions

Access and Equity

1. The people who work in my after school program care about all the students in the program.	36.4%	45.5%	0.0%	0.0%	18.2%	3.44
2. The students in my after school program treat each other with respect.	9.1%	36.4%	27.3%	18.2%	9.1%	2.40
3. The people in my after school program respect my language and culture.	9.1%	45.5%	9.1%	0.0%	36.4%	3.00
4. I get the help I need to complete my homework in after school.	45.5%	45.5%	0.0%	0.0%	9.1%	3.50
5. My after school program is a positive and safe place for learning.	18.2%	63.6%	9.1%	0.0%	9.1%	3.10
6. I feel safer in my after school program than during the regular school day.	9.1%	18.2%	27.3%	18.2%	27.3%	2.25

Student Achievement

7. The people who work in my after school program make clear what they expect from me.	45.5%	45.5%	0.0%	0.0%	9.1%	3.50
8. The after school activities I participate in are interesting and fun.	72.7%	27.3%	0.0%	0.0%	0.0%	3.73
9. The after school staff uses computers and other technology to help me learn.	0.0%	18.2%	27.3%	45.5%	9.1%	1.70
10. I often see my after school staff at school during the regular school day.	20.0%	60.0%	10.0%	10.0%	0.0%	2.90

Accountability

11. I have somebody at home who cares about me and helps me in my learning.	81.8%	9.1%	0.0%	9.1%	0.0%	3.64
12. The after school staff treats me and all other students with respect.	36.4%	54.5%	0.0%	9.1%	0.0%	3.18
13. I like my after school program and would recommend it to other students.	18.2%	63.6%	0.0%	0.0%	18.2%	3.22
14. The people who work in after school are knowledgeable and well prepared.	27.3%	54.5%	9.1%	0.0%	9.1%	3.20

RESPONSE PERCENT

-A-	-B-	-C-	-D-	-E-	-F-
-----	-----	-----	-----	-----	-----

15. Favorite activities: (A) Homework	0.0%					
. Favorite activities: (A) Arts activities (music, dance, art, etc.)	18.2%					
. Favorite activities: (A) Reading activities	9.1%					
. Favorite activities: (A) Writing activities	0.0%					
. Favorite activities: (A) Life skills (cooking, bike shop, etc.)	81.8%					
. Favorite activities: (A) Math or science	9.1%					
. Favorite activities: (A) Sports and games	81.8%					
. Favorite activities: (A) Technology (video, photography, etc.)	54.5%					
. Favorite activities: (A) Service-learning projects	45.5%					
16. Activities you wish you could do more of: (A) Homework	0.0%					
. Activities you wish you could do more of: (A) Arts activities (music, dance, art)	9.1%					
. Activities you wish you could do more of: (A) Reading activities	9.1%					
. Activities you wish you could do more of: (A) Writing activities	0.0%					
. Activities you wish you could do more of: (A) Life skills (cooking, bike shop, etc.)	81.8%					
. Activities you wish you could do more of: (A) Math or science	36.4%					
. Activities you wish you could do more of: (A) Sports and games	90.9%					
. Activities you wish you could do more of: (A) Technology (video, photography, etc.)	54.5%					
. Activities you wish you could do more of: (A) Service-learning projects	36.4%					
17. In how many after school service-learning projects did you participate this year? (A) 0, (B) 1, (C) 2, (D) 3, (E) 4, (F) 5+	10.0%	60.0%	10.0%	0.0%	10.0%	10.0%
18. I feel close to this number of adults in the ASP: (A) 0, (B) 1, (C) 2, (D) 3, (E) 4, (F) 5+	18.2%	18.2%	18.2%	36.4%	0.0%	9.1%
19. I feel close to this number of students in the ASP: (A) 0, (B) 1, (C) 2, (D) 3, (E) 4, (F) 5+	9.1%	9.1%	0.0%	0.0%	9.1%	72.7%

Background Information

A. My gender: (A) Female, (B) Male	54.5%	45.5%				
B. Number of years I have attended this ASP: (A) 1, (B) 2, (C) 3, (D) 4, (E) 5 or more	9.1%	9.1%	9.1%	63.6%	9.1%	
C. Number of days a week I attend this ASP: (A) 1, (B) 2, (C) 3, (D) 4, (E) 5	11.1%	0.0%	0.0%	33.3%	55.6%	
D. Why are you going to this ASP? (A) My parents want me to go.	72.7%					
. Why are you going to this ASP? (A) I do not want to go home and be alone.	27.3%					
. Why are you going to this ASP? (A) My friends go here.	45.5%					
. Why are you going to this ASP? (A) There are interesting things to do here.	27.3%					
. Why are you going to this ASP? (A) The school suggested I go.	9.1%					
. Why are you going to this ASP? (A) It is a safe place to be after school.	9.1%					
. Why are you going to this ASP? (A) To get help with my school work.	45.5%					
. Why are you going to this ASP? (A) I attended this after school program last year.	54.5%					
. Why are you going to this ASP? (A) Other or don't know.	0.0%					



SFUSD ASP Grade 4 Student Satisfaction Survey 2011

Parks ES Summary Report

Total 2 Respondents

RESPONSE PERCENT					MEAN
Strongly Agree - 4 -	Agree - 3 -	Disagree - 2 -	Strongly Disagree - 1 -	Don't Know	

Questions

Access and Equity

1. The people who work in my after school program care about all the students in the program.	50.0%	50.0%	0.0%	0.0%	0.0%	3.50
2. The students in my after school program treat each other with respect.	50.0%	0.0%	0.0%	50.0%	0.0%	2.50
3. The people in my after school program respect my language and culture.	0.0%	100.0%	0.0%	0.0%	0.0%	3.00
4. I get the help I need to complete my homework in after school.	50.0%	50.0%	0.0%	0.0%	0.0%	3.50
5. My after school program is a positive and safe place for learning.	50.0%	50.0%	0.0%	0.0%	0.0%	3.50
6. I feel safer in my after school program than during the regular school day.	0.0%	100.0%	0.0%	0.0%	0.0%	3.00

Student Achievement

7. The people who work in my after school program make clear what they expect from me.	0.0%	50.0%	0.0%	0.0%	50.0%	3.00
8. The after school activities I participate in are interesting and fun.	50.0%	50.0%	0.0%	0.0%	0.0%	3.50
9. The after school staff uses computers and other technology to help me learn.	0.0%	50.0%	50.0%	0.0%	0.0%	2.50
10. I often see my after school staff at school during the regular school day.	0.0%	100.0%	0.0%	0.0%	0.0%	3.00

Accountability

11. I have somebody at home who cares about me and helps me in my learning.	100.0%	0.0%	0.0%	0.0%	0.0%	4.00
12. The after school staff treats me and all other students with respect.	50.0%	50.0%	0.0%	0.0%	0.0%	3.50
13. I like my after school program and would recommend it to other students.	50.0%	50.0%	0.0%	0.0%	0.0%	3.50
14. The people who work in after school are knowledgeable and well prepared.	50.0%	50.0%	0.0%	0.0%	0.0%	3.50

RESPONSE PERCENT

	-A-	-B-	-C-	-D-	-E-	-F-
15. Favorite activities: (A) Homework	0.0%					
. Favorite activities: (A) Arts activities (music, dance, art, etc.)	100.0%					
. Favorite activities: (A) Reading activities	0.0%					
. Favorite activities: (A) Writing activities	50.0%					
. Favorite activities: (A) Life skills (cooking, bike shop, etc.)	0.0%					
. Favorite activities: (A) Math or science	0.0%					
. Favorite activities: (A) Sports and games	100.0%					
. Favorite activities: (A) Technology (video, photography, etc.)	50.0%					
. Favorite activities: (A) Service-learning projects	0.0%					
16. Activities you wish you could do more of: (A) Homework	0.0%					
. Activities you wish you could do more of: (A) Arts activities (music, dance, art)	100.0%					
. Activities you wish you could do more of: (A) Reading activities	50.0%					
. Activities you wish you could do more of: (A) Writing activities	0.0%					
. Activities you wish you could do more of: (A) Life skills (cooking, bike shop, etc.)	50.0%					
. Activities you wish you could do more of: (A) Math or science	0.0%					
. Activities you wish you could do more of: (A) Sports and games	50.0%					
. Activities you wish you could do more of: (A) Technology (video, photography, etc.)	50.0%					
. Activities you wish you could do more of: (A) Service-learning projects	50.0%					
17. In how many after school service-learning projects did you participate this year? (A) 0, (B) 1, (C) 2, (D) 3, (E) 4, (F) 5+	50.0%	50.0%	0.0%	0.0%	0.0%	0.0%
18. I feel close to this number of adults in the ASP: (A) 0, (B) 1, (C) 2, (D) 3, (E) 4, (F) 5+	0.0%	0.0%	0.0%	0.0%	50.0%	50.0%
19. I feel close to this number of students in the ASP: (A) 0, (B) 1, (C) 2, (D) 3, (E) 4, (F) 5+	0.0%	0.0%	0.0%	0.0%	50.0%	50.0%

Background Information

A. My gender: (A) Female, (B) Male	50.0%	50.0%				
B. Number of years I have attended this ASP: (A) 1, (B) 2, (C) 3, (D) 4, (E) 5 or more	100.0%	0.0%	0.0%	0.0%	0.0%	
C. Number of days a week I attend this ASP: (A) 1, (B) 2, (C) 3, (D) 4, (E) 5	0.0%	0.0%	0.0%	0.0%	100.0%	
D. Why are you going to this ASP? (A) My parents want me to go.	100.0%					
. Why are you going to this ASP? (A) I do not want to go home and be alone.	0.0%					
. Why are you going to this ASP? (A) My friends go here.	50.0%					
. Why are you going to this ASP? (A) There are interesting things to do here.	0.0%					
. Why are you going to this ASP? (A) The school suggested I go.	0.0%					
. Why are you going to this ASP? (A) It is a safe place to be after school.	0.0%					
. Why are you going to this ASP? (A) To get help with my school work.	0.0%					
. Why are you going to this ASP? (A) I attended this after school program last year.	0.0%					
. Why are you going to this ASP? (A) Other or don't know.	0.0%					



SFUSD ASP Grade 4 Student Satisfaction Survey 2011

Peabody ES Summary Report

Total 9 Respondents

RESPONSE PERCENT					MEAN
Strongly Agree - 4 -	Agree - 3 -	Disagree - 2 -	Strongly Disagree - 1 -	Don't Know	

Questions

Access and Equity

1. The people who work in my after school program care about all the students in the program.	44.4%	0.0%	11.1%	0.0%	44.4%	3.60
2. The students in my after school program treat each other with respect.	11.1%	88.9%	0.0%	0.0%	0.0%	3.11
3. The people in my after school program respect my language and culture.	55.6%	22.2%	22.2%	0.0%	0.0%	3.33
4. I get the help I need to complete my homework in after school.	66.7%	22.2%	11.1%	0.0%	0.0%	3.56
5. My after school program is a positive and safe place for learning.	55.6%	22.2%	0.0%	0.0%	22.2%	3.71
6. I feel safer in my after school program than during the regular school day.	33.3%	22.2%	33.3%	0.0%	11.1%	3.00

Student Achievement

7. The people who work in my after school program make clear what they expect from me.	66.7%	11.1%	11.1%	0.0%	11.1%	3.63
8. The after school activities I participate in are interesting and fun.	33.3%	66.7%	0.0%	0.0%	0.0%	3.33
9. The after school staff uses computers and other technology to help me learn.	11.1%	33.3%	22.2%	11.1%	22.2%	2.57
10. I often see my after school staff at school during the regular school day.	11.1%	77.8%	0.0%	0.0%	11.1%	3.13

Accountability

11. I have somebody at home who cares about me and helps me in my learning.	88.9%	0.0%	0.0%	0.0%	11.1%	4.00
12. The after school staff treats me and all other students with respect.	55.6%	33.3%	11.1%	0.0%	0.0%	3.44
13. I like my after school program and would recommend it to other students.	33.3%	11.1%	22.2%	0.0%	33.3%	3.17
14. The people who work in after school are knowledgeable and well prepared.	44.4%	44.4%	11.1%	0.0%	0.0%	3.33

RESPONSE PERCENT

	-A-	-B-	-C-	-D-	-E-	-F-
15. Favorite activities: (A) Homework	0.0%					
. Favorite activities: (A) Arts activities (music, dance, art, etc.)	55.6%					
. Favorite activities: (A) Reading activities	0.0%					
. Favorite activities: (A) Writing activities	0.0%					
. Favorite activities: (A) Life skills (cooking, bike shop, etc.)	33.3%					
. Favorite activities: (A) Math or science	11.1%					
. Favorite activities: (A) Sports and games	88.9%					
. Favorite activities: (A) Technology (video, photography, etc.)	55.6%					
. Favorite activities: (A) Service-learning projects	0.0%					
16. Activities you wish you could do more of: (A) Homework	0.0%					
. Activities you wish you could do more of: (A) Arts activities (music, dance, art)	22.2%					
. Activities you wish you could do more of: (A) Reading activities	0.0%					
. Activities you wish you could do more of: (A) Writing activities	0.0%					
. Activities you wish you could do more of: (A) Life skills (cooking, bike shop, etc.)	33.3%					
. Activities you wish you could do more of: (A) Math or science	33.3%					
. Activities you wish you could do more of: (A) Sports and games	66.7%					
. Activities you wish you could do more of: (A) Technology (video, photography, etc.)	66.7%					
. Activities you wish you could do more of: (A) Service-learning projects	0.0%					
17. In how many after school service-learning projects did you participate this year? (A) 0, (B) 1, (C) 2, (D) 3, (E) 4, (F) 5+	0.0%	44.4%	11.1%	11.1%	33.3%	0.0%
18. I feel close to this number of adults in the ASP: (A) 0, (B) 1, (C) 2, (D) 3, (E) 4, (F) 5+	11.1%	0.0%	22.2%	0.0%	22.2%	44.4%
19. I feel close to this number of students in the ASP: (A) 0, (B) 1, (C) 2, (D) 3, (E) 4, (F) 5+	0.0%	0.0%	0.0%	33.3%	0.0%	66.7%

Background Information

A. My gender: (A) Female, (B) Male	22.2%	77.8%				
B. Number of years I have attended this ASP: (A) 1, (B) 2, (C) 3, (D) 4, (E) 5 or more	11.1%	33.3%	11.1%	22.2%	22.2%	
C. Number of days a week I attend this ASP: (A) 1, (B) 2, (C) 3, (D) 4, (E) 5	0.0%	0.0%	0.0%	12.5%	87.5%	
D. Why are you going to this ASP? (A) My parents want me to go.	33.3%					
. Why are you going to this ASP? (A) I do not want to go home and be alone.	0.0%					
. Why are you going to this ASP? (A) My friends go here.	0.0%					
. Why are you going to this ASP? (A) There are interesting things to do here.	0.0%					
. Why are you going to this ASP? (A) The school suggested I go.	11.1%					
. Why are you going to this ASP? (A) It is a safe place to be after school.	0.0%					
. Why are you going to this ASP? (A) To get help with my school work.	44.4%					
. Why are you going to this ASP? (A) I attended this after school program last year.	11.1%					
. Why are you going to this ASP? (A) Other or don't know.	11.1%					



SFUSD ASP Grade 4 Student Satisfaction Survey 2011

Redding ES Summary Report

Total 14 Respondents

RESPONSE PERCENT					MEAN
Strongly Agree - 4 -	Agree - 3 -	Disagree - 2 -	Strongly Disagree - 1 -	Don't Know	

Questions

Access and Equity

1. The people who work in my after school program care about all the students in the program.	35.7%	64.3%	0.0%	0.0%	0.0%	3.36
2. The students in my after school program treat each other with respect.	14.3%	28.6%	14.3%	14.3%	28.6%	2.60
3. The people in my after school program respect my language and culture.	21.4%	57.1%	0.0%	14.3%	7.1%	2.92
4. I get the help I need to complete my homework in after school.	50.0%	42.9%	7.1%	0.0%	0.0%	3.43
5. My after school program is a positive and safe place for learning.	57.1%	35.7%	7.1%	0.0%	0.0%	3.50
6. I feel safer in my after school program than during the regular school day.	14.3%	42.9%	14.3%	7.1%	21.4%	2.82

Student Achievement

7. The people who work in my after school program make clear what they expect from me.	30.8%	53.8%	7.7%	0.0%	7.7%	3.25
8. The after school activities I participate in are interesting and fun.	53.8%	46.2%	0.0%	0.0%	0.0%	3.54
9. The after school staff uses computers and other technology to help me learn.	0.0%	38.5%	30.8%	7.7%	23.1%	2.40
10. I often see my after school staff at school during the regular school day.	38.5%	46.2%	7.7%	0.0%	7.7%	3.33

Accountability

11. I have somebody at home who cares about me and helps me in my learning.	46.2%	30.8%	0.0%	15.4%	7.7%	3.17
12. The after school staff treats me and all other students with respect.	61.5%	38.5%	0.0%	0.0%	0.0%	3.62
13. I like my after school program and would recommend it to other students.	53.8%	46.2%	0.0%	0.0%	0.0%	3.54
14. The people who work in after school are knowledgeable and well prepared.	46.2%	38.5%	7.7%	0.0%	7.7%	3.42

RESPONSE PERCENT

	-A-	-B-	-C-	-D-	-E-	-F-
15. Favorite activities: (A) Homework	7.1%					
. Favorite activities: (A) Arts activities (music, dance, art, etc.)	71.4%					
. Favorite activities: (A) Reading activities	21.4%					
. Favorite activities: (A) Writing activities	7.1%					
. Favorite activities: (A) Life skills (cooking, bike shop, etc.)	28.6%					
. Favorite activities: (A) Math or science	14.3%					
. Favorite activities: (A) Sports and games	92.9%					
. Favorite activities: (A) Technology (video, photography, etc.)	28.6%					
. Favorite activities: (A) Service-learning projects	35.7%					
16. Activities you wish you could do more of: (A) Homework	14.3%					
. Activities you wish you could do more of: (A) Arts activities (music, dance, art)	42.9%					
. Activities you wish you could do more of: (A) Reading activities	7.1%					
. Activities you wish you could do more of: (A) Writing activities	7.1%					
. Activities you wish you could do more of: (A) Life skills (cooking, bike shop, etc.)	50.0%					
. Activities you wish you could do more of: (A) Math or science	64.3%					
. Activities you wish you could do more of: (A) Sports and games	100.0%					
. Activities you wish you could do more of: (A) Technology (video, photography, etc.)	50.0%					
. Activities you wish you could do more of: (A) Service-learning projects	14.3%					
17. In how many after school service-learning projects did you participate this year? (A) 0, (B) 1, (C) 2, (D) 3, (E) 4, (F) 5+	0.0%	50.0%	21.4%	0.0%	7.1%	21.4%
18. I feel close to this number of adults in the ASP: (A) 0, (B) 1, (C) 2, (D) 3, (E) 4, (F) 5+	0.0%	7.1%	0.0%	42.9%	14.3%	35.7%
19. I feel close to this number of students in the ASP: (A) 0, (B) 1, (C) 2, (D) 3, (E) 4, (F) 5+	0.0%	0.0%	7.1%	21.4%	14.3%	57.1%

Background Information

A. My gender: (A) Female, (B) Male	28.6%	71.4%				
B. Number of years I have attended this ASP: (A) 1, (B) 2, (C) 3, (D) 4, (E) 5 or more	28.6%	14.3%	35.7%	14.3%	7.1%	
C. Number of days a week I attend this ASP: (A) 1, (B) 2, (C) 3, (D) 4, (E) 5	0.0%	0.0%	7.1%	7.1%	85.7%	
D. Why are you going to this ASP? (A) My parents want me to go.	57.1%					
. Why are you going to this ASP? (A) I do not want to go home and be alone.	21.4%					
. Why are you going to this ASP? (A) My friends go here.	28.6%					
. Why are you going to this ASP? (A) There are interesting things to do here.	57.1%					
. Why are you going to this ASP? (A) The school suggested I go.	0.0%					
. Why are you going to this ASP? (A) It is a safe place to be after school.	14.3%					
. Why are you going to this ASP? (A) To get help with my school work.	57.1%					
. Why are you going to this ASP? (A) I attended this after school program last year.	42.9%					
. Why are you going to this ASP? (A) Other or don't know.	7.1%					



SFUSD ASP Grade 4 Student Satisfaction Survey 2011

S.F. Community ES Summary Report

Total 18 Respondents

RESPONSE PERCENT					
Strongly Agree	Agree	Disagree	Strongly Disagree	Don't Know	MEAN
- 4 -	- 3 -	- 2 -	- 1 -		

Questions

Access and Equity

1. The people who work in my after school program care about all the students in the program.	55.6%	38.9%	0.0%	0.0%	5.6%	3.59
2. The students in my after school program treat each other with respect.	11.1%	50.0%	11.1%	5.6%	22.2%	2.86
3. The people in my after school program respect my language and culture.	55.6%	38.9%	0.0%	0.0%	5.6%	3.59
4. I get the help I need to complete my homework in after school.	50.0%	27.8%	11.1%	0.0%	11.1%	3.44
5. My after school program is a positive and safe place for learning.	43.8%	50.0%	0.0%	0.0%	6.3%	3.47
6. I feel safer in my after school program than during the regular school day.	16.7%	50.0%	11.1%	0.0%	22.2%	3.07

Student Achievement

7. The people who work in my after school program make clear what they expect from me.	44.4%	33.3%	5.6%	0.0%	16.7%	3.47
8. The after school activities I participate in are interesting and fun.	38.9%	33.3%	16.7%	0.0%	11.1%	3.25
9. The after school staff uses computers and other technology to help me learn.	5.6%	27.8%	33.3%	16.7%	16.7%	2.27
10. I often see my after school staff at school during the regular school day.	23.5%	35.3%	17.6%	0.0%	23.5%	3.08

Accountability

11. I have somebody at home who cares about me and helps me in my learning.	61.1%	33.3%	0.0%	0.0%	5.6%	3.65
12. The after school staff treats me and all other students with respect.	50.0%	27.8%	5.6%	11.1%	5.6%	3.24
13. I like my after school program and would recommend it to other students.	50.0%	11.1%	5.6%	11.1%	22.2%	3.29
14. The people who work in after school are knowledgeable and well prepared.	50.0%	16.7%	0.0%	11.1%	22.2%	3.36

RESPONSE PERCENT					
-A-	-B-	-C-	-D-	-E-	-F-

15. Favorite activities: (A) Homework	11.1%					
. Favorite activities: (A) Arts activities (music, dance, art, etc.)	33.3%					
. Favorite activities: (A) Reading activities	27.8%					
. Favorite activities: (A) Writing activities	5.6%					
. Favorite activities: (A) Life skills (cooking, bike shop, etc.)	22.2%					
. Favorite activities: (A) Math or science	22.2%					
. Favorite activities: (A) Sports and games	94.4%					
. Favorite activities: (A) Technology (video, photography, etc.)	44.4%					
. Favorite activities: (A) Service-learning projects	27.8%					
16. Activities you wish you could do more of: (A) Homework	16.7%					
. Activities you wish you could do more of: (A) Arts activities (music, dance, art)	22.2%					
. Activities you wish you could do more of: (A) Reading activities	22.2%					
. Activities you wish you could do more of: (A) Writing activities	5.6%					
. Activities you wish you could do more of: (A) Life skills (cooking, bike shop, etc.)	38.9%					
. Activities you wish you could do more of: (A) Math or science	22.2%					
. Activities you wish you could do more of: (A) Sports and games	77.8%					
. Activities you wish you could do more of: (A) Technology (video, photography, etc.)	55.6%					
. Activities you wish you could do more of: (A) Service-learning projects	22.2%					
17. In how many after school service-learning projects did you participate this year? (A) 0, (B) 1, (C) 2, (D) 3, (E) 4, (F) 5+	5.6%	44.4%	33.3%	11.1%	0.0%	5.6%
18. I feel close to this number of adults in the ASP: (A) 0, (B) 1, (C) 2, (D) 3, (E) 4, (F) 5+	5.6%	5.6%	27.8%	27.8%	11.1%	22.2%
19. I feel close to this number of students in the ASP: (A) 0, (B) 1, (C) 2, (D) 3, (E) 4, (F) 5+	5.6%	5.6%	16.7%	11.1%	11.1%	50.0%

Background Information

A. My gender: (A) Female, (B) Male	31.3%	68.8%				
B. Number of years I have attended this ASP: (A) 1, (B) 2, (C) 3, (D) 4, (E) 5 or more	16.7%	5.6%	0.0%	16.7%	61.1%	
C. Number of days a week I attend this ASP: (A) 1, (B) 2, (C) 3, (D) 4, (E) 5	0.0%	0.0%	11.8%	5.9%	82.4%	
D. Why are you going to this ASP? (A) My parents want me to go.	61.1%					
. Why are you going to this ASP? (A) I do not want to go home and be alone.	16.7%					
. Why are you going to this ASP? (A) My friends go here.	33.3%					
. Why are you going to this ASP? (A) There are interesting things to do here.	38.9%					
. Why are you going to this ASP? (A) The school suggested I go.	0.0%					
. Why are you going to this ASP? (A) It is a safe place to be after school.	22.2%					
. Why are you going to this ASP? (A) To get help with my school work.	16.7%					
. Why are you going to this ASP? (A) I attended this after school program last year.	38.9%					
. Why are you going to this ASP? (A) Other or don't know.	16.7%					



SFUSD ASP Grade 4 Student Satisfaction Survey 2011

Sheridan ES Summary Report

Total 11 Respondents

RESPONSE PERCENT					MEAN
Strongly Agree - 4 -	Agree - 3 -	Disagree - 2 -	Strongly Disagree - 1 -	Don't Know	

Questions

Access and Equity

1. The people who work in my after school program care about all the students in the program.	20.0%	10.0%	0.0%	10.0%	60.0%	3.00
2. The students in my after school program treat each other with respect.	9.1%	36.4%	9.1%	0.0%	45.5%	3.00
3. The people in my after school program respect my language and culture.	36.4%	18.2%	0.0%	9.1%	36.4%	3.29
4. I get the help I need to complete my homework in after school.	54.5%	27.3%	0.0%	9.1%	9.1%	3.40
5. My after school program is a positive and safe place for learning.	22.2%	33.3%	11.1%	0.0%	33.3%	3.17
6. I feel safer in my after school program than during the regular school day.	18.2%	27.3%	18.2%	9.1%	27.3%	2.75

Student Achievement

7. The people who work in my after school program make clear what they expect from me.	40.0%	50.0%	10.0%	0.0%	0.0%	3.30
8. The after school activities I participate in are interesting and fun.	27.3%	27.3%	0.0%	0.0%	45.5%	3.50
9. The after school staff uses computers and other technology to help me learn.	0.0%	9.1%	18.2%	27.3%	45.5%	1.67
10. I often see my after school staff at school during the regular school day.	36.4%	36.4%	18.2%	0.0%	9.1%	3.20

Accountability

11. I have somebody at home who cares about me and helps me in my learning.	90.9%	9.1%	0.0%	0.0%	0.0%	3.91
12. The after school staff treats me and all other students with respect.	27.3%	27.3%	0.0%	9.1%	36.4%	3.14
13. I like my after school program and would recommend it to other students.	18.2%	54.5%	0.0%	9.1%	18.2%	3.00
14. The people who work in after school are knowledgeable and well prepared.	20.0%	80.0%	0.0%	0.0%	0.0%	3.20

RESPONSE PERCENT

	-A-	-B-	-C-	-D-	-E-	-F-
15. Favorite activities: (A) Homework	0.0%					
. Favorite activities: (A) Arts activities (music, dance, art, etc.)	63.6%					
. Favorite activities: (A) Reading activities	9.1%					
. Favorite activities: (A) Writing activities	18.2%					
. Favorite activities: (A) Life skills (cooking, bike shop, etc.)	90.9%					
. Favorite activities: (A) Math or science	9.1%					
. Favorite activities: (A) Sports and games	100.0%					
. Favorite activities: (A) Technology (video, photography, etc.)	45.5%					
. Favorite activities: (A) Service-learning projects	0.0%					
16. Activities you wish you could do more of: (A) Homework	18.2%					
. Activities you wish you could do more of: (A) Arts activities (music, dance, art)	63.6%					
. Activities you wish you could do more of: (A) Reading activities	0.0%					
. Activities you wish you could do more of: (A) Writing activities	0.0%					
. Activities you wish you could do more of: (A) Life skills (cooking, bike shop, etc.)	45.5%					
. Activities you wish you could do more of: (A) Math or science	18.2%					
. Activities you wish you could do more of: (A) Sports and games	72.7%					
. Activities you wish you could do more of: (A) Technology (video, photography, etc.)	54.5%					
. Activities you wish you could do more of: (A) Service-learning projects	0.0%					
17. In how many after school service-learning projects did you participate this year? (A) 0, (B) 1, (C) 2, (D) 3, (E) 4, (F) 5+	0.0%	0.0%	11.1%	11.1%	55.6%	22.2%
18. I feel close to this number of adults in the ASP: (A) 0, (B) 1, (C) 2, (D) 3, (E) 4, (F) 5+	9.1%	0.0%	27.3%	0.0%	27.3%	36.4%
19. I feel close to this number of students in the ASP: (A) 0, (B) 1, (C) 2, (D) 3, (E) 4, (F) 5+	0.0%	18.2%	9.1%	18.2%	27.3%	27.3%

Background Information

A. My gender: (A) Female, (B) Male	54.5%	45.5%				
B. Number of years I have attended this ASP: (A) 1, (B) 2, (C) 3, (D) 4, (E) 5 or more	20.0%	10.0%	10.0%	40.0%	20.0%	
C. Number of days a week I attend this ASP: (A) 1, (B) 2, (C) 3, (D) 4, (E) 5	0.0%	0.0%	0.0%	22.2%	77.8%	
D. Why are you going to this ASP? (A) My parents want me to go.	81.8%					
. Why are you going to this ASP? (A) I do not want to go home and be alone.	9.1%					
. Why are you going to this ASP? (A) My friends go here.	18.2%					
. Why are you going to this ASP? (A) There are interesting things to do here.	27.3%					
. Why are you going to this ASP? (A) The school suggested I go.	0.0%					
. Why are you going to this ASP? (A) It is a safe place to be after school.	36.4%					
. Why are you going to this ASP? (A) To get help with my school work.	36.4%					
. Why are you going to this ASP? (A) I attended this after school program last year.	54.5%					
. Why are you going to this ASP? (A) Other or don't know.	27.3%					



SFUSD ASP Grade 4 Student Satisfaction Survey 2011

Sloat ES Summary Report

Total 22 Respondents

RESPONSE PERCENT					
Strongly Agree	Agree	Disagree	Strongly Disagree	Don't Know	MEAN
- 4 -	- 3 -	- 2 -	- 1 -		

Questions

Access and Equity

1. The people who work in my after school program care about all the students in the program.	45.5%	40.9%	9.1%	0.0%	4.5%	3.38
2. The students in my after school program treat each other with respect.	9.1%	36.4%	31.8%	18.2%	4.5%	2.38
3. The people in my after school program respect my language and culture.	31.8%	40.9%	13.6%	0.0%	13.6%	3.21
4. I get the help I need to complete my homework in after school.	59.1%	31.8%	9.1%	0.0%	0.0%	3.50
5. My after school program is a positive and safe place for learning.	36.4%	59.1%	4.5%	0.0%	0.0%	3.32
6. I feel safer in my after school program than during the regular school day.	23.8%	23.8%	19.0%	9.5%	23.8%	2.81

Student Achievement

7. The people who work in my after school program make clear what they expect from me.	36.4%	50.0%	0.0%	4.5%	9.1%	3.30
8. The after school activities I participate in are interesting and fun.	36.4%	50.0%	13.6%	0.0%	0.0%	3.23
9. The after school staff uses computers and other technology to help me learn.	9.5%	9.5%	28.6%	33.3%	19.0%	1.94
10. I often see my after school staff at school during the regular school day.	19.0%	42.9%	19.0%	19.0%	0.0%	2.62

Accountability

11. I have somebody at home who cares about me and helps me in my learning.	72.7%	18.2%	0.0%	0.0%	9.1%	3.80
12. The after school staff treats me and all other students with respect.	38.1%	33.3%	23.8%	0.0%	4.8%	3.15
13. I like my after school program and would recommend it to other students.	27.3%	45.5%	22.7%	0.0%	4.5%	3.05
14. The people who work in after school are knowledgeable and well prepared.	35.0%	25.0%	15.0%	0.0%	25.0%	3.27

RESPONSE PERCENT					
-A-	-B-	-C-	-D-	-E-	-F-

15. Favorite activities: (A) Homework	18.2%					
. Favorite activities: (A) Arts activities (music, dance, art, etc.)	63.6%					
. Favorite activities: (A) Reading activities	4.5%					
. Favorite activities: (A) Writing activities	0.0%					
. Favorite activities: (A) Life skills (cooking, bike shop, etc.)	68.2%					
. Favorite activities: (A) Math or science	18.2%					
. Favorite activities: (A) Sports and games	59.1%					
. Favorite activities: (A) Technology (video, photography, etc.)	31.8%					
. Favorite activities: (A) Service-learning projects	0.0%					
16. Activities you wish you could do more of: (A) Homework	18.2%					
. Activities you wish you could do more of: (A) Arts activities (music, dance, art)	54.5%					
. Activities you wish you could do more of: (A) Reading activities	0.0%					
. Activities you wish you could do more of: (A) Writing activities	0.0%					
. Activities you wish you could do more of: (A) Life skills (cooking, bike shop, etc.)	77.3%					
. Activities you wish you could do more of: (A) Math or science	13.6%					
. Activities you wish you could do more of: (A) Sports and games	45.5%					
. Activities you wish you could do more of: (A) Technology (video, photography, etc.)	27.3%					
. Activities you wish you could do more of: (A) Service-learning projects	27.3%					
17. In how many after school service-learning projects did you participate this year? (A) 0, (B) 1, (C) 2, (D) 3, (E) 4, (F) 5+	52.4%	19.0%	0.0%	14.3%	4.8%	9.5%
18. I feel close to this number of adults in the ASP: (A) 0, (B) 1, (C) 2, (D) 3, (E) 4, (F) 5+	4.5%	13.6%	22.7%	13.6%	18.2%	27.3%
19. I feel close to this number of students in the ASP: (A) 0, (B) 1, (C) 2, (D) 3, (E) 4, (F) 5+	9.1%	0.0%	0.0%	13.6%	13.6%	63.6%

Background Information

A. My gender: (A) Female, (B) Male	59.1%	40.9%				
B. Number of years I have attended this ASP: (A) 1, (B) 2, (C) 3, (D) 4, (E) 5 or more	13.6%	18.2%	54.5%	9.1%	4.5%	
C. Number of days a week I attend this ASP: (A) 1, (B) 2, (C) 3, (D) 4, (E) 5	0.0%	0.0%	4.5%	0.0%	95.5%	
D. Why are you going to this ASP? (A) My parents want me to go.	54.5%					
. Why are you going to this ASP? (A) I do not want to go home and be alone.	36.4%					
. Why are you going to this ASP? (A) My friends go here.	27.3%					
. Why are you going to this ASP? (A) There are interesting things to do here.	31.8%					
. Why are you going to this ASP? (A) The school suggested I go.	9.1%					
. Why are you going to this ASP? (A) It is a safe place to be after school.	31.8%					
. Why are you going to this ASP? (A) To get help with my school work.	40.9%					
. Why are you going to this ASP? (A) I attended this after school program last year.	40.9%					
. Why are you going to this ASP? (A) Other or don't know.	22.7%					



SFUSD ASP Grade 4 Student Satisfaction Survey 2011

Spring Valley ES Summary Report

Total 8 Respondents

RESPONSE PERCENT					MEAN
Strongly Agree - 4 -	Agree - 3 -	Disagree - 2 -	Strongly Disagree - 1 -	Don't Know	

Questions

Access and Equity

1. The people who work in my after school program care about all the students in the program.	62.5%	25.0%	0.0%	0.0%	12.5%	3.71
2. The students in my after school program treat each other with respect.	0.0%	62.5%	12.5%	12.5%	12.5%	2.57
3. The people in my after school program respect my language and culture.	50.0%	25.0%	25.0%	0.0%	0.0%	3.25
4. I get the help I need to complete my homework in after school.	62.5%	37.5%	0.0%	0.0%	0.0%	3.63
5. My after school program is a positive and safe place for learning.	62.5%	25.0%	0.0%	0.0%	12.5%	3.71
6. I feel safer in my after school program than during the regular school day.	0.0%	57.1%	14.3%	0.0%	28.6%	2.80

Student Achievement

7. The people who work in my after school program make clear what they expect from me.	37.5%	25.0%	0.0%	0.0%	37.5%	3.60
8. The after school activities I participate in are interesting and fun.	37.5%	50.0%	0.0%	0.0%	12.5%	3.43
9. The after school staff uses computers and other technology to help me learn.	25.0%	12.5%	0.0%	12.5%	50.0%	3.00
10. I often see my after school staff at school during the regular school day.	0.0%	50.0%	12.5%	12.5%	25.0%	2.50

Accountability

11. I have somebody at home who cares about me and helps me in my learning.	37.5%	37.5%	0.0%	0.0%	25.0%	3.50
12. The after school staff treats me and all other students with respect.	25.0%	37.5%	0.0%	0.0%	37.5%	3.40
13. I like my after school program and would recommend it to other students.	42.9%	14.3%	0.0%	0.0%	42.9%	3.75
14. The people who work in after school are knowledgeable and well prepared.	37.5%	37.5%	12.5%	0.0%	12.5%	3.29

RESPONSE PERCENT

	-A-	-B-	-C-	-D-	-E-	-F-
15. Favorite activities: (A) Homework	50.0%					
. Favorite activities: (A) Arts activities (music, dance, art, etc.)	25.0%					
. Favorite activities: (A) Reading activities	12.5%					
. Favorite activities: (A) Writing activities	0.0%					
. Favorite activities: (A) Life skills (cooking, bike shop, etc.)	50.0%					
. Favorite activities: (A) Math or science	37.5%					
. Favorite activities: (A) Sports and games	50.0%					
. Favorite activities: (A) Technology (video, photography, etc.)	50.0%					
. Favorite activities: (A) Service-learning projects	0.0%					
16. Activities you wish you could do more of: (A) Homework	50.0%					
. Activities you wish you could do more of: (A) Arts activities (music, dance, art)	25.0%					
. Activities you wish you could do more of: (A) Reading activities	0.0%					
. Activities you wish you could do more of: (A) Writing activities	0.0%					
. Activities you wish you could do more of: (A) Life skills (cooking, bike shop, etc.)	50.0%					
. Activities you wish you could do more of: (A) Math or science	25.0%					
. Activities you wish you could do more of: (A) Sports and games	62.5%					
. Activities you wish you could do more of: (A) Technology (video, photography, etc.)	50.0%					
. Activities you wish you could do more of: (A) Service-learning projects	0.0%					
17. In how many after school service-learning projects did you participate this year? (A) 0, (B) 1, (C) 2, (D) 3, (E) 4, (F) 5+	37.5%	12.5%	0.0%	0.0%	0.0%	50.0%
18. I feel close to this number of adults in the ASP: (A) 0, (B) 1, (C) 2, (D) 3, (E) 4, (F) 5+	0.0%	0.0%	12.5%	12.5%	12.5%	62.5%
19. I feel close to this number of students in the ASP: (A) 0, (B) 1, (C) 2, (D) 3, (E) 4, (F) 5+	0.0%	0.0%	0.0%	0.0%	12.5%	87.5%

Background Information

A. My gender: (A) Female, (B) Male	62.5%	37.5%				
B. Number of years I have attended this ASP: (A) 1, (B) 2, (C) 3, (D) 4, (E) 5 or more	0.0%	62.5%	25.0%	12.5%	0.0%	
C. Number of days a week I attend this ASP: (A) 1, (B) 2, (C) 3, (D) 4, (E) 5	0.0%	0.0%	0.0%	14.3%	85.7%	
D. Why are you going to this ASP? (A) My parents want me to go.	62.5%					
. Why are you going to this ASP? (A) I do not want to go home and be alone.	25.0%					
. Why are you going to this ASP? (A) My friends go here.	12.5%					
. Why are you going to this ASP? (A) There are interesting things to do here.	25.0%					
. Why are you going to this ASP? (A) The school suggested I go.	0.0%					
. Why are you going to this ASP? (A) It is a safe place to be after school.	37.5%					
. Why are you going to this ASP? (A) To get help with my school work.	62.5%					
. Why are you going to this ASP? (A) I attended this after school program last year.	37.5%					
. Why are you going to this ASP? (A) Other or don't know.	0.0%					



SFUSD ASP Grade 4 Student Satisfaction Survey 2011

Stevenson ES Summary Report

Total 26 Respondents

RESPONSE PERCENT					MEAN
Strongly Agree - 4 -	Agree - 3 -	Disagree - 2 -	Strongly Disagree - 1 -	Don't Know	

Questions

Access and Equity

1. The people who work in my after school program care about all the students in the program.	42.3%	34.6%	7.7%	0.0%	15.4%	3.41
2. The students in my after school program treat each other with respect.	26.9%	46.2%	23.1%	3.8%	0.0%	2.96
3. The people in my after school program respect my language and culture.	34.6%	57.7%	0.0%	0.0%	7.7%	3.38
4. I get the help I need to complete my homework in after school.	50.0%	50.0%	0.0%	0.0%	0.0%	3.50
5. My after school program is a positive and safe place for learning.	53.8%	34.6%	0.0%	0.0%	11.5%	3.61
6. I feel safer in my after school program than during the regular school day.	26.9%	34.6%	11.5%	7.7%	19.2%	3.00

Student Achievement

7. The people who work in my after school program make clear what they expect from me.	23.1%	57.7%	3.8%	0.0%	15.4%	3.23
8. The after school activities I participate in are interesting and fun.	53.8%	38.5%	3.8%	0.0%	3.8%	3.52
9. The after school staff uses computers and other technology to help me learn.	8.0%	28.0%	44.0%	16.0%	4.0%	2.29
10. I often see my after school staff at school during the regular school day.	23.1%	50.0%	15.4%	0.0%	11.5%	3.09

Accountability

11. I have somebody at home who cares about me and helps me in my learning.	34.6%	50.0%	7.7%	0.0%	7.7%	3.29
12. The after school staff treats me and all other students with respect.	46.2%	38.5%	3.8%	0.0%	11.5%	3.48
13. I like my after school program and would recommend it to other students.	48.0%	44.0%	4.0%	0.0%	4.0%	3.46
14. The people who work in after school are knowledgeable and well prepared.	42.3%	34.6%	0.0%	3.8%	19.2%	3.43

RESPONSE PERCENT					
-A-	-B-	-C-	-D-	-E-	-F-

15. Favorite activities: (A) Homework	50.0%					
. Favorite activities: (A) Arts activities (music, dance, art, etc.)	50.0%					
. Favorite activities: (A) Reading activities	3.8%					
. Favorite activities: (A) Writing activities	3.8%					
. Favorite activities: (A) Life skills (cooking, bike shop, etc.)	57.7%					
. Favorite activities: (A) Math or science	0.0%					
. Favorite activities: (A) Sports and games	88.5%					
. Favorite activities: (A) Technology (video, photography, etc.)	15.4%					
. Favorite activities: (A) Service-learning projects	34.6%					
16. Activities you wish you could do more of: (A) Homework	84.6%					
. Activities you wish you could do more of: (A) Arts activities (music, dance, art)	38.5%					
. Activities you wish you could do more of: (A) Reading activities	11.5%					
. Activities you wish you could do more of: (A) Writing activities	7.7%					
. Activities you wish you could do more of: (A) Life skills (cooking, bike shop, etc.)	50.0%					
. Activities you wish you could do more of: (A) Math or science	23.1%					
. Activities you wish you could do more of: (A) Sports and games	73.1%					
. Activities you wish you could do more of: (A) Technology (video, photography, etc.)	23.1%					
. Activities you wish you could do more of: (A) Service-learning projects	42.3%					
17. In how many after school service-learning projects did you participate this year? (A) 0, (B) 1, (C) 2, (D) 3, (E) 4, (F) 5+	0.0%	23.1%	7.7%	11.5%	0.0%	57.7%
18. I feel close to this number of adults in the ASP: (A) 0, (B) 1, (C) 2, (D) 3, (E) 4, (F) 5+	0.0%	0.0%	24.0%	24.0%	16.0%	36.0%
19. I feel close to this number of students in the ASP: (A) 0, (B) 1, (C) 2, (D) 3, (E) 4, (F) 5+	0.0%	8.0%	4.0%	8.0%	0.0%	80.0%

Background Information

A. My gender: (A) Female, (B) Male	50.0%	50.0%				
B. Number of years I have attended this ASP: (A) 1, (B) 2, (C) 3, (D) 4, (E) 5 or more	7.7%	23.1%	19.2%	19.2%	30.8%	
C. Number of days a week I attend this ASP: (A) 1, (B) 2, (C) 3, (D) 4, (E) 5	0.0%	0.0%	0.0%	3.8%	96.2%	
D. Why are you going to this ASP? (A) My parents want me to go.	61.5%					
. Why are you going to this ASP? (A) I do not want to go home and be alone.	15.4%					
. Why are you going to this ASP? (A) My friends go here.	30.8%					
. Why are you going to this ASP? (A) There are interesting things to do here.	50.0%					
. Why are you going to this ASP? (A) The school suggested I go.	7.7%					
. Why are you going to this ASP? (A) It is a safe place to be after school.	46.2%					
. Why are you going to this ASP? (A) To get help with my school work.	65.4%					
. Why are you going to this ASP? (A) I attended this after school program last year.	46.2%					
. Why are you going to this ASP? (A) Other or don't know.	19.2%					



SFUSD ASP Grade 4 Student Satisfaction Survey 2011

Sunnyside ES Summary Report

Total 26 Respondents

RESPONSE PERCENT

Strongly Agree	Agree	Disagree	Strongly Disagree	Don't Know	MEAN
- 4 -	- 3 -	- 2 -	- 1 -		

Questions

Access and Equity

1. The people who work in my after school program care about all the students in the program.	50.0%	42.3%	0.0%	0.0%	7.7%	3.54
2. The students in my after school program treat each other with respect.	19.2%	61.5%	0.0%	0.0%	19.2%	3.24
3. The people in my after school program respect my language and culture.	30.8%	46.2%	3.8%	0.0%	19.2%	3.33
4. I get the help I need to complete my homework in after school.	61.5%	38.5%	0.0%	0.0%	0.0%	3.62
5. My after school program is a positive and safe place for learning.	50.0%	46.2%	3.8%	0.0%	0.0%	3.46
6. I feel safer in my after school program than during the regular school day.	3.8%	42.3%	11.5%	7.7%	34.6%	2.65

Student Achievement

7. The people who work in my after school program make clear what they expect from me.	42.3%	57.7%	0.0%	0.0%	0.0%	3.42
8. The after school activities I participate in are interesting and fun.	46.2%	46.2%	3.8%	0.0%	3.8%	3.44
9. The after school staff uses computers and other technology to help me learn.	19.2%	30.8%	38.5%	0.0%	11.5%	2.78
10. I often see my after school staff at school during the regular school day.	23.1%	73.1%	0.0%	0.0%	3.8%	3.24

Accountability

11. I have somebody at home who cares about me and helps me in my learning.	73.1%	26.9%	0.0%	0.0%	0.0%	3.73
12. The after school staff treats me and all other students with respect.	46.2%	46.2%	0.0%	3.8%	3.8%	3.40
13. I like my after school program and would recommend it to other students.	19.2%	61.5%	0.0%	3.8%	15.4%	3.14
14. The people who work in after school are knowledgeable and well prepared.	38.5%	50.0%	0.0%	0.0%	11.5%	3.43

RESPONSE PERCENT

	-A-	-B-	-C-	-D-	-E-	-F-
15. Favorite activities: (A) Homework	46.2%					
. Favorite activities: (A) Arts activities (music, dance, art, etc.)	65.4%					
. Favorite activities: (A) Reading activities	30.8%					
. Favorite activities: (A) Writing activities	11.5%					
. Favorite activities: (A) Life skills (cooking, bike shop, etc.)	23.1%					
. Favorite activities: (A) Math or science	23.1%					
. Favorite activities: (A) Sports and games	84.6%					
. Favorite activities: (A) Technology (video, photography, etc.)	15.4%					
. Favorite activities: (A) Service-learning projects	0.0%					
16. Activities you wish you could do more of: (A) Homework	23.1%					
. Activities you wish you could do more of: (A) Arts activities (music, dance, art)	38.5%					
. Activities you wish you could do more of: (A) Reading activities	26.9%					
. Activities you wish you could do more of: (A) Writing activities	11.5%					
. Activities you wish you could do more of: (A) Life skills (cooking, bike shop, etc.)	50.0%					
. Activities you wish you could do more of: (A) Math or science	19.2%					
. Activities you wish you could do more of: (A) Sports and games	73.1%					
. Activities you wish you could do more of: (A) Technology (video, photography, etc.)	38.5%					
. Activities you wish you could do more of: (A) Service-learning projects	23.1%					
17. In how many after school service-learning projects did you participate this year? (A) 0, (B) 1, (C) 2, (D) 3, (E) 4, (F) 5+	3.8%	11.5%	23.1%	15.4%	19.2%	26.9%
18. I feel close to this number of adults in the ASP: (A) 0, (B) 1, (C) 2, (D) 3, (E) 4, (F) 5+	7.7%	19.2%	3.8%	15.4%	7.7%	46.2%
19. I feel close to this number of students in the ASP: (A) 0, (B) 1, (C) 2, (D) 3, (E) 4, (F) 5+	3.8%	7.7%	0.0%	11.5%	15.4%	61.5%

Background Information

A. My gender: (A) Female, (B) Male	50.0%	50.0%				
B. Number of years I have attended this ASP: (A) 1, (B) 2, (C) 3, (D) 4, (E) 5 or more	15.4%	23.1%	30.8%	23.1%	7.7%	
C. Number of days a week I attend this ASP: (A) 1, (B) 2, (C) 3, (D) 4, (E) 5	0.0%	0.0%	3.8%	0.0%	96.2%	
D. Why are you going to this ASP? (A) My parents want me to go.	76.9%					
. Why are you going to this ASP? (A) I do not want to go home and be alone.	38.5%					
. Why are you going to this ASP? (A) My friends go here.	50.0%					
. Why are you going to this ASP? (A) There are interesting things to do here.	42.3%					
. Why are you going to this ASP? (A) The school suggested I go.	7.7%					
. Why are you going to this ASP? (A) It is a safe place to be after school.	50.0%					
. Why are you going to this ASP? (A) To get help with my school work.	46.2%					
. Why are you going to this ASP? (A) I attended this after school program last year.	34.6%					
. Why are you going to this ASP? (A) Other or don't know.	7.7%					



SFUSD ASP Grade 4 Student Satisfaction Survey 2011

Sunset ES Summary Report

Total 25 Respondents

RESPONSE PERCENT					MEAN
Strongly Agree - 4 -	Agree - 3 -	Disagree - 2 -	Strongly Disagree - 1 -	Don't Know	

Questions

Access and Equity

1. The people who work in my after school program care about all the students in the program.	48.0%	44.0%	0.0%	0.0%	8.0%	3.52
2. The students in my after school program treat each other with respect.	16.0%	48.0%	20.0%	8.0%	8.0%	2.78
3. The people in my after school program respect my language and culture.	44.0%	44.0%	8.0%	0.0%	4.0%	3.38
4. I get the help I need to complete my homework in after school.	60.0%	32.0%	0.0%	8.0%	0.0%	3.44
5. My after school program is a positive and safe place for learning.	40.0%	48.0%	0.0%	4.0%	8.0%	3.35
6. I feel safer in my after school program than during the regular school day.	0.0%	20.0%	24.0%	24.0%	32.0%	1.94

Student Achievement

7. The people who work in my after school program make clear what they expect from me.	32.0%	52.0%	0.0%	4.0%	12.0%	3.27
8. The after school activities I participate in are interesting and fun.	56.0%	32.0%	4.0%	4.0%	4.0%	3.46
9. The after school staff uses computers and other technology to help me learn.	4.0%	8.0%	24.0%	52.0%	12.0%	1.59
10. I often see my after school staff at school during the regular school day.	24.0%	32.0%	12.0%	20.0%	12.0%	2.68

Accountability

11. I have somebody at home who cares about me and helps me in my learning.	76.0%	24.0%	0.0%	0.0%	0.0%	3.76
12. The after school staff treats me and all other students with respect.	36.0%	36.0%	4.0%	8.0%	16.0%	3.19
13. I like my after school program and would recommend it to other students.	48.0%	32.0%	4.0%	4.0%	12.0%	3.41
14. The people who work in after school are knowledgeable and well prepared.	36.0%	48.0%	0.0%	0.0%	16.0%	3.43

RESPONSE PERCENT					
-A-	-B-	-C-	-D-	-E-	-F-

15. Favorite activities: (A) Homework	4.0%					
. Favorite activities: (A) Arts activities (music, dance, art, etc.)	60.0%					
. Favorite activities: (A) Reading activities	12.0%					
. Favorite activities: (A) Writing activities	0.0%					
. Favorite activities: (A) Life skills (cooking, bike shop, etc.)	64.0%					
. Favorite activities: (A) Math or science	12.0%					
. Favorite activities: (A) Sports and games	80.0%					
. Favorite activities: (A) Technology (video, photography, etc.)	48.0%					
. Favorite activities: (A) Service-learning projects	0.0%					
16. Activities you wish you could do more of: (A) Homework	0.0%					
. Activities you wish you could do more of: (A) Arts activities (music, dance, art)	40.0%					
. Activities you wish you could do more of: (A) Reading activities	8.0%					
. Activities you wish you could do more of: (A) Writing activities	0.0%					
. Activities you wish you could do more of: (A) Life skills (cooking, bike shop, etc.)	44.0%					
. Activities you wish you could do more of: (A) Math or science	24.0%					
. Activities you wish you could do more of: (A) Sports and games	76.0%					
. Activities you wish you could do more of: (A) Technology (video, photography, etc.)	72.0%					
. Activities you wish you could do more of: (A) Service-learning projects	12.0%					
17. In how many after school service-learning projects did you participate this year? (A) 0, (B) 1, (C) 2, (D) 3, (E) 4, (F) 5+	48.0%	16.0%	20.0%	8.0%	4.0%	4.0%
18. I feel close to this number of adults in the ASP: (A) 0, (B) 1, (C) 2, (D) 3, (E) 4, (F) 5+	8.0%	4.0%	16.0%	8.0%	12.0%	52.0%
19. I feel close to this number of students in the ASP: (A) 0, (B) 1, (C) 2, (D) 3, (E) 4, (F) 5+	4.0%	0.0%	8.0%	12.0%	12.0%	64.0%

Background Information

A. My gender: (A) Female, (B) Male	45.8%	54.2%				
B. Number of years I have attended this ASP: (A) 1, (B) 2, (C) 3, (D) 4, (E) 5 or more	4.2%	20.8%	75.0%	0.0%	0.0%	
C. Number of days a week I attend this ASP: (A) 1, (B) 2, (C) 3, (D) 4, (E) 5	0.0%	0.0%	0.0%	8.0%	92.0%	
D. Why are you going to this ASP? (A) My parents want me to go.	48.0%					
. Why are you going to this ASP? (A) I do not want to go home and be alone.	0.0%					
. Why are you going to this ASP? (A) My friends go here.	12.0%					
. Why are you going to this ASP? (A) There are interesting things to do here.	16.0%					
. Why are you going to this ASP? (A) The school suggested I go.	4.0%					
. Why are you going to this ASP? (A) It is a safe place to be after school.	0.0%					
. Why are you going to this ASP? (A) To get help with my school work.	12.0%					
. Why are you going to this ASP? (A) I attended this after school program last year.	24.0%					
. Why are you going to this ASP? (A) Other or don't know.	12.0%					



SFUSD ASP Grade 4 Student Satisfaction Survey 2011

Taylor ES Summary Report

Total 14 Respondents

RESPONSE PERCENT					MEAN
Strongly Agree - 4 -	Agree - 3 -	Disagree - 2 -	Strongly Disagree - 1 -	Don't Know	

Questions

Access and Equity

1. The people who work in my after school program care about all the students in the program.	71.4%	7.1%	0.0%	0.0%	21.4%	3.91
2. The students in my after school program treat each other with respect.	14.3%	71.4%	0.0%	0.0%	14.3%	3.17
3. The people in my after school program respect my language and culture.	57.1%	42.9%	0.0%	0.0%	0.0%	3.57
4. I get the help I need to complete my homework in after school.	64.3%	28.6%	0.0%	0.0%	7.1%	3.69
5. My after school program is a positive and safe place for learning.	71.4%	21.4%	0.0%	0.0%	7.1%	3.77
6. I feel safer in my after school program than during the regular school day.	28.6%	50.0%	14.3%	0.0%	7.1%	3.15

Student Achievement

7. The people who work in my after school program make clear what they expect from me.	50.0%	42.9%	0.0%	0.0%	7.1%	3.54
8. The after school activities I participate in are interesting and fun.	71.4%	28.6%	0.0%	0.0%	0.0%	3.71
9. The after school staff uses computers and other technology to help me learn.	0.0%	14.3%	42.9%	0.0%	42.9%	2.25
10. I often see my after school staff at school during the regular school day.	35.7%	57.1%	7.1%	0.0%	0.0%	3.29

Accountability

11. I have somebody at home who cares about me and helps me in my learning.	50.0%	28.6%	14.3%	0.0%	7.1%	3.38
12. The after school staff treats me and all other students with respect.	57.1%	28.6%	0.0%	0.0%	14.3%	3.67
13. I like my after school program and would recommend it to other students.	64.3%	21.4%	0.0%	0.0%	14.3%	3.75
14. The people who work in after school are knowledgeable and well prepared.	42.9%	42.9%	0.0%	0.0%	14.3%	3.50

RESPONSE PERCENT

	-A-	-B-	-C-	-D-	-E-	-F-
15. Favorite activities: (A) Homework						
. Favorite activities: (A) Arts activities (music, dance, art, etc.)	35.7%					
. Favorite activities: (A) Reading activities	21.4%					
. Favorite activities: (A) Writing activities	7.1%					
. Favorite activities: (A) Life skills (cooking, bike shop, etc.)	7.1%					
. Favorite activities: (A) Math or science	64.3%					
. Favorite activities: (A) Sports and games	21.4%					
. Favorite activities: (A) Technology (video, photography, etc.)	92.9%					
. Favorite activities: (A) Service-learning projects	14.3%					
16. Activities you wish you could do more of: (A) Homework	14.3%					
. Activities you wish you could do more of: (A) Arts activities (music, dance, art)	35.7%					
. Activities you wish you could do more of: (A) Reading activities	14.3%					
. Activities you wish you could do more of: (A) Writing activities	28.6%					
. Activities you wish you could do more of: (A) Life skills (cooking, bike shop, etc.)	7.1%					
. Activities you wish you could do more of: (A) Math or science	57.1%					
. Activities you wish you could do more of: (A) Sports and games	28.6%					
. Activities you wish you could do more of: (A) Technology (video, photography, etc.)	57.1%					
. Activities you wish you could do more of: (A) Service-learning projects	14.3%					
17. In how many after school service-learning projects did you participate this year? (A) 0, (B) 1, (C) 2, (D) 3, (E) 4, (F) 5+	0.0%	16.7%	25.0%	25.0%	8.3%	25.0%
18. I feel close to this number of adults in the ASP: (A) 0, (B) 1, (C) 2, (D) 3, (E) 4, (F) 5+	7.1%	35.7%	14.3%	7.1%	14.3%	21.4%
19. I feel close to this number of students in the ASP: (A) 0, (B) 1, (C) 2, (D) 3, (E) 4, (F) 5+	0.0%	7.1%	14.3%	0.0%	14.3%	64.3%

Background Information

A. My gender: (A) Female, (B) Male	50.0%	50.0%				
B. Number of years I have attended this ASP: (A) 1, (B) 2, (C) 3, (D) 4, (E) 5 or more	7.1%	28.6%	21.4%	42.9%	0.0%	
C. Number of days a week I attend this ASP: (A) 1, (B) 2, (C) 3, (D) 4, (E) 5	0.0%	0.0%	0.0%	0.0%	100.0%	
D. Why are you going to this ASP? (A) My parents want me to go.	57.1%					
. Why are you going to this ASP? (A) I do not want to go home and be alone.	7.1%					
. Why are you going to this ASP? (A) My friends go here.	42.9%					
. Why are you going to this ASP? (A) There are interesting things to do here.	64.3%					
. Why are you going to this ASP? (A) The school suggested I go.	14.3%					
. Why are you going to this ASP? (A) It is a safe place to be after school.	7.1%					
. Why are you going to this ASP? (A) To get help with my school work.	57.1%					
. Why are you going to this ASP? (A) I attended this after school program last year.	28.6%					
. Why are you going to this ASP? (A) Other or don't know.	7.1%					



SFUSD ASP Grade 4 Student Satisfaction Survey 2011

Tenderloin ES Summary Report

Total 6 Respondents

RESPONSE PERCENT					MEAN
Strongly Agree - 4 -	Agree - 3 -	Disagree - 2 -	Strongly Disagree - 1 -	Don't Know	

Questions

Access and Equity

1. The people who work in my after school program care about all the students in the program.	66.7%	33.3%	0.0%	0.0%	0.0%	3.67
2. The students in my after school program treat each other with respect.	16.7%	66.7%	16.7%	0.0%	0.0%	3.00
3. The people in my after school program respect my language and culture.	50.0%	33.3%	16.7%	0.0%	0.0%	3.33
4. I get the help I need to complete my homework in after school.	50.0%	50.0%	0.0%	0.0%	0.0%	3.50
5. My after school program is a positive and safe place for learning.	33.3%	66.7%	0.0%	0.0%	0.0%	3.33
6. I feel safer in my after school program than during the regular school day.	33.3%	50.0%	16.7%	0.0%	0.0%	3.17

Student Achievement

7. The people who work in my after school program make clear what they expect from me.	33.3%	50.0%	16.7%	0.0%	0.0%	3.17
8. The after school activities I participate in are interesting and fun.	50.0%	50.0%	0.0%	0.0%	0.0%	3.50
9. The after school staff uses computers and other technology to help me learn.	16.7%	16.7%	16.7%	16.7%	33.3%	2.50
10. I often see my after school staff at school during the regular school day.	50.0%	50.0%	0.0%	0.0%	0.0%	3.50

Accountability

11. I have somebody at home who cares about me and helps me in my learning.	50.0%	33.3%	16.7%	0.0%	0.0%	3.33
12. The after school staff treats me and all other students with respect.	33.3%	50.0%	0.0%	0.0%	16.7%	3.40
13. I like my after school program and would recommend it to other students.	50.0%	33.3%	0.0%	0.0%	16.7%	3.60
14. The people who work in after school are knowledgeable and well prepared.	33.3%	50.0%	0.0%	0.0%	16.7%	3.40

RESPONSE PERCENT

	-A-	-B-	-C-	-D-	-E-	-F-
15. Favorite activities: (A) Homework	33.3%					
. Favorite activities: (A) Arts activities (music, dance, art, etc.)	50.0%					
. Favorite activities: (A) Reading activities	16.7%					
. Favorite activities: (A) Writing activities	0.0%					
. Favorite activities: (A) Life skills (cooking, bike shop, etc.)	33.3%					
. Favorite activities: (A) Math or science	16.7%					
. Favorite activities: (A) Sports and games	100.0%					
. Favorite activities: (A) Technology (video, photography, etc.)	66.7%					
. Favorite activities: (A) Service-learning projects	16.7%					
16. Activities you wish you could do more of: (A) Homework	33.3%					
. Activities you wish you could do more of: (A) Arts activities (music, dance, art)	50.0%					
. Activities you wish you could do more of: (A) Reading activities	0.0%					
. Activities you wish you could do more of: (A) Writing activities	16.7%					
. Activities you wish you could do more of: (A) Life skills (cooking, bike shop, etc.)	16.7%					
. Activities you wish you could do more of: (A) Math or science	33.3%					
. Activities you wish you could do more of: (A) Sports and games	33.3%					
. Activities you wish you could do more of: (A) Technology (video, photography, etc.)	33.3%					
. Activities you wish you could do more of: (A) Service-learning projects	16.7%					
17. In how many after school service-learning projects did you participate this year? (A) 0, (B) 1, (C) 2, (D) 3, (E) 4, (F) 5+	33.3%	0.0%	0.0%	33.3%	33.3%	0.0%
18. I feel close to this number of adults in the ASP: (A) 0, (B) 1, (C) 2, (D) 3, (E) 4, (F) 5+	33.3%	0.0%	16.7%	16.7%	0.0%	33.3%
19. I feel close to this number of students in the ASP: (A) 0, (B) 1, (C) 2, (D) 3, (E) 4, (F) 5+	0.0%	0.0%	0.0%	0.0%	0.0%	100.0%

Background Information

A. My gender: (A) Female, (B) Male	66.7%	33.3%				
B. Number of years I have attended this ASP: (A) 1, (B) 2, (C) 3, (D) 4, (E) 5 or more	33.3%	33.3%	0.0%	0.0%	33.3%	
C. Number of days a week I attend this ASP: (A) 1, (B) 2, (C) 3, (D) 4, (E) 5	0.0%	0.0%	0.0%	50.0%	50.0%	
D. Why are you going to this ASP? (A) My parents want me to go.	50.0%					
. Why are you going to this ASP? (A) I do not want to go home and be alone.	16.7%					
. Why are you going to this ASP? (A) My friends go here.	83.3%					
. Why are you going to this ASP? (A) There are interesting things to do here.	50.0%					
. Why are you going to this ASP? (A) The school suggested I go.	0.0%					
. Why are you going to this ASP? (A) It is a safe place to be after school.	50.0%					
. Why are you going to this ASP? (A) To get help with my school work.	16.7%					
. Why are you going to this ASP? (A) I attended this after school program last year.	33.3%					
. Why are you going to this ASP? (A) Other or don't know.	33.3%					



SFUSD ASP Grade 4 Student Satisfaction Survey 2011

Uiloa ES Summary Report

Total 30 Respondents

RESPONSE PERCENT

Strongly Agree	Agree	Disagree	Strongly Disagree	Don't Know	MEAN
- 4 -	- 3 -	- 2 -	- 1 -		

Questions

Access and Equity

1. The people who work in my after school program care about all the students in the program.	40.0%	43.3%	3.3%	0.0%	13.3%	3.42
2. The students in my after school program treat each other with respect.	13.3%	43.3%	23.3%	3.3%	16.7%	2.80
3. The people in my after school program respect my language and culture.	60.0%	23.3%	0.0%	0.0%	16.7%	3.72
4. I get the help I need to complete my homework in after school.	60.0%	30.0%	3.3%	0.0%	6.7%	3.61
5. My after school program is a positive and safe place for learning.	50.0%	43.3%	0.0%	0.0%	6.7%	3.54
6. I feel safer in my after school program than during the regular school day.	16.7%	46.7%	13.3%	0.0%	23.3%	3.04

Student Achievement

7. The people who work in my after school program make clear what they expect from me.	36.7%	50.0%	6.7%	0.0%	6.7%	3.32
8. The after school activities I participate in are interesting and fun.	50.0%	36.7%	3.3%	0.0%	10.0%	3.52
9. The after school staff uses computers and other technology to help me learn.	36.7%	26.7%	26.7%	0.0%	10.0%	3.11
10. I often see my after school staff at school during the regular school day.	20.0%	50.0%	13.3%	3.3%	13.3%	3.00

Accountability

11. I have somebody at home who cares about me and helps me in my learning.	56.7%	33.3%	0.0%	6.7%	3.3%	3.45
12. The after school staff treats me and all other students with respect.	43.3%	50.0%	3.3%	0.0%	3.3%	3.41
13. I like my after school program and would recommend it to other students.	56.7%	30.0%	3.3%	0.0%	10.0%	3.59
14. The people who work in after school are knowledgeable and well prepared.	43.3%	43.3%	3.3%	0.0%	10.0%	3.44

RESPONSE PERCENT

-A-	-B-	-C-	-D-	-E-	-F-
-----	-----	-----	-----	-----	-----

15. Favorite activities: (A) Homework	16.7%					
. Favorite activities: (A) Arts activities (music, dance, art, etc.)	40.0%					
. Favorite activities: (A) Reading activities	6.7%					
. Favorite activities: (A) Writing activities	0.0%					
. Favorite activities: (A) Life skills (cooking, bike shop, etc.)	80.0%					
. Favorite activities: (A) Math or science	16.7%					
. Favorite activities: (A) Sports and games	70.0%					
. Favorite activities: (A) Technology (video, photography, etc.)	43.3%					
. Favorite activities: (A) Service-learning projects	30.0%					
16. Activities you wish you could do more of: (A) Homework	10.0%					
. Activities you wish you could do more of: (A) Arts activities (music, dance, art)	50.0%					
. Activities you wish you could do more of: (A) Reading activities	10.0%					
. Activities you wish you could do more of: (A) Writing activities	3.3%					
. Activities you wish you could do more of: (A) Life skills (cooking, bike shop, etc.)	76.7%					
. Activities you wish you could do more of: (A) Math or science	16.7%					
. Activities you wish you could do more of: (A) Sports and games	63.3%					
. Activities you wish you could do more of: (A) Technology (video, photography, etc.)	53.3%					
. Activities you wish you could do more of: (A) Service-learning projects	33.3%					
17. In how many after school service-learning projects did you participate this year? (A) 0, (B) 1, (C) 2, (D) 3, (E) 4, (F) 5+	3.3%	40.0%	16.7%	10.0%	3.3%	26.7%
18. I feel close to this number of adults in the ASP: (A) 0, (B) 1, (C) 2, (D) 3, (E) 4, (F) 5+	3.3%	10.0%	16.7%	16.7%	13.3%	40.0%
19. I feel close to this number of students in the ASP: (A) 0, (B) 1, (C) 2, (D) 3, (E) 4, (F) 5+	0.0%	10.0%	6.7%	3.3%	10.0%	70.0%

Background Information

A. My gender: (A) Female, (B) Male	62.1%	37.9%			
B. Number of years I have attended this ASP: (A) 1, (B) 2, (C) 3, (D) 4, (E) 5 or more	20.7%	37.9%	37.9%	3.4%	0.0%
C. Number of days a week I attend this ASP: (A) 1, (B) 2, (C) 3, (D) 4, (E) 5	0.0%	3.7%	3.7%	18.5%	74.1%
D. Why are you going to this ASP? (A) My parents want me to go.	53.3%				
. Why are you going to this ASP? (A) I do not want to go home and be alone.	16.7%				
. Why are you going to this ASP? (A) My friends go here.	23.3%				
. Why are you going to this ASP? (A) There are interesting things to do here.	53.3%				
. Why are you going to this ASP? (A) The school suggested I go.	3.3%				
. Why are you going to this ASP? (A) It is a safe place to be after school.	40.0%				
. Why are you going to this ASP? (A) To get help with my school work.	36.7%				
. Why are you going to this ASP? (A) I attended this after school program last year.	20.0%				
. Why are you going to this ASP? (A) Other or don't know.	13.3%				



SFUSD ASP Grade 4 Student Satisfaction Survey 2011

Vis Valley ES Summary Report

Total 14 Respondents

RESPONSE PERCENT

Strongly Agree	Agree	Disagree	Strongly Disagree	Don't Know	MEAN
- 4 -	- 3 -	- 2 -	- 1 -		

Questions

Access and Equity

1. The people who work in my after school program care about all the students in the program.	14.3%	35.7%	7.1%	21.4%	21.4%	2.55
2. The students in my after school program treat each other with respect.	7.7%	30.8%	30.8%	23.1%	7.7%	2.25
3. The people in my after school program respect my language and culture.	7.7%	30.8%	15.4%	15.4%	30.8%	2.44
4. I get the help I need to complete my homework in after school.	35.7%	50.0%	7.1%	7.1%	0.0%	3.14
5. My after school program is a positive and safe place for learning.	42.9%	14.3%	14.3%	14.3%	14.3%	3.00
6. I feel safer in my after school program than during the regular school day.	15.4%	0.0%	30.8%	23.1%	30.8%	2.11

Student Achievement

7. The people who work in my after school program make clear what they expect from me.	15.4%	15.4%	23.1%	15.4%	30.8%	2.44
8. The after school activities I participate in are interesting and fun.	30.8%	15.4%	38.5%	7.7%	7.7%	2.75
9. The after school staff uses computers and other technology to help me learn.	0.0%	14.3%	28.6%	42.9%	14.3%	1.67
10. I often see my after school staff at school during the regular school day.	28.6%	28.6%	21.4%	21.4%	0.0%	2.64

Accountability

11. I have somebody at home who cares about me and helps me in my learning.	42.9%	35.7%	14.3%	7.1%	0.0%	3.14
12. The after school staff treats me and all other students with respect.	14.3%	35.7%	7.1%	35.7%	7.1%	2.31
13. I like my after school program and would recommend it to other students.	21.4%	7.1%	21.4%	28.6%	21.4%	2.27
14. The people who work in after school are knowledgeable and well prepared.	21.4%	21.4%	21.4%	7.1%	28.6%	2.80

RESPONSE PERCENT

	-A-	-B-	-C-	-D-	-E-	-F-
15. Favorite activities: (A) Homework	21.4%					
. Favorite activities: (A) Arts activities (music, dance, art, etc.)	35.7%					
. Favorite activities: (A) Reading activities	7.1%					
. Favorite activities: (A) Writing activities	0.0%					
. Favorite activities: (A) Life skills (cooking, bike shop, etc.)	57.1%					
. Favorite activities: (A) Math or science	21.4%					
. Favorite activities: (A) Sports and games	92.9%					
. Favorite activities: (A) Technology (video, photography, etc.)	35.7%					
. Favorite activities: (A) Service-learning projects	0.0%					
16. Activities you wish you could do more of: (A) Homework	21.4%					
. Activities you wish you could do more of: (A) Arts activities (music, dance, art)	28.6%					
. Activities you wish you could do more of: (A) Reading activities	21.4%					
. Activities you wish you could do more of: (A) Writing activities	7.1%					
. Activities you wish you could do more of: (A) Life skills (cooking, bike shop, etc.)	50.0%					
. Activities you wish you could do more of: (A) Math or science	21.4%					
. Activities you wish you could do more of: (A) Sports and games	64.3%					
. Activities you wish you could do more of: (A) Technology (video, photography, etc.)	21.4%					
. Activities you wish you could do more of: (A) Service-learning projects	7.1%					
17. In how many after school service-learning projects did you participate this year? (A) 0, (B) 1, (C) 2, (D) 3, (E) 4, (F) 5+	7.7%	23.1%	38.5%	0.0%	15.4%	15.4%
18. I feel close to this number of adults in the ASP: (A) 0, (B) 1, (C) 2, (D) 3, (E) 4, (F) 5+	30.8%	15.4%	7.7%	7.7%	23.1%	15.4%
19. I feel close to this number of students in the ASP: (A) 0, (B) 1, (C) 2, (D) 3, (E) 4, (F) 5+	15.4%	0.0%	15.4%	0.0%	7.7%	61.5%

Background Information

A. My gender: (A) Female, (B) Male	57.1%	42.9%				
B. Number of years I have attended this ASP: (A) 1, (B) 2, (C) 3, (D) 4, (E) 5 or more	28.6%	35.7%	7.1%	21.4%	7.1%	
C. Number of days a week I attend this ASP: (A) 1, (B) 2, (C) 3, (D) 4, (E) 5	0.0%	0.0%	0.0%	8.3%	91.7%	
D. Why are you going to this ASP? (A) My parents want me to go.	85.7%					
. Why are you going to this ASP? (A) I do not want to go home and be alone.	14.3%					
. Why are you going to this ASP? (A) My friends go here.	28.6%					
. Why are you going to this ASP? (A) There are interesting things to do here.	14.3%					
. Why are you going to this ASP? (A) The school suggested I go.	0.0%					
. Why are you going to this ASP? (A) It is a safe place to be after school.	14.3%					
. Why are you going to this ASP? (A) To get help with my school work.	14.3%					
. Why are you going to this ASP? (A) I attended this after school program last year.	0.0%					
. Why are you going to this ASP? (A) Other or don't know.	21.4%					



SFUSD ASP Grade 4 Student Satisfaction Survey 2011

Yick Wo ES Summary Report

Total 9 Respondents

RESPONSE PERCENT					MEAN
Strongly Agree - 4 -	Agree - 3 -	Disagree - 2 -	Strongly Disagree - 1 -	Don't Know	

Questions

Access and Equity

1. The people who work in my after school program care about all the students in the program.	66.7%	22.2%	0.0%	0.0%	11.1%	3.75
2. The students in my after school program treat each other with respect.	0.0%	66.7%	11.1%	0.0%	22.2%	2.86
3. The people in my after school program respect my language and culture.	33.3%	33.3%	22.2%	11.1%	0.0%	2.89
4. I get the help I need to complete my homework in after school.	50.0%	37.5%	0.0%	0.0%	12.5%	3.57
5. My after school program is a positive and safe place for learning.	50.0%	37.5%	12.5%	0.0%	0.0%	3.38
6. I feel safer in my after school program than during the regular school day.	11.1%	33.3%	0.0%	11.1%	44.4%	2.80

Student Achievement

7. The people who work in my after school program make clear what they expect from me.	0.0%	77.8%	11.1%	11.1%	0.0%	2.67
8. The after school activities I participate in are interesting and fun.	50.0%	50.0%	0.0%	0.0%	0.0%	3.50
9. The after school staff uses computers and other technology to help me learn.	11.1%	0.0%	44.4%	22.2%	22.2%	2.00
10. I often see my after school staff at school during the regular school day.	33.3%	33.3%	11.1%	0.0%	22.2%	3.29

Accountability

11. I have somebody at home who cares about me and helps me in my learning.	50.0%	50.0%	0.0%	0.0%	0.0%	3.50
12. The after school staff treats me and all other students with respect.	44.4%	44.4%	11.1%	0.0%	0.0%	3.33
13. I like my after school program and would recommend it to other students.	33.3%	44.4%	11.1%	11.1%	0.0%	3.00
14. The people who work in after school are knowledgeable and well prepared.	22.2%	55.6%	11.1%	0.0%	11.1%	3.13


RESPONSE PERCENT

	-A-	-B-	-C-	-D-	-E-	-F-
15. Favorite activities: (A) Homework	0.0%					
. Favorite activities: (A) Arts activities (music, dance, art, etc.)	0.0%					
. Favorite activities: (A) Reading activities	0.0%					
. Favorite activities: (A) Writing activities	0.0%					
. Favorite activities: (A) Life skills (cooking, bike shop, etc.)	55.6%					
. Favorite activities: (A) Math or science	22.2%					
. Favorite activities: (A) Sports and games	66.7%					
. Favorite activities: (A) Technology (video, photography, etc.)	11.1%					
. Favorite activities: (A) Service-learning projects	11.1%					
16. Activities you wish you could do more of: (A) Homework	11.1%					
. Activities you wish you could do more of: (A) Arts activities (music, dance, art)	11.1%					
. Activities you wish you could do more of: (A) Reading activities	11.1%					
. Activities you wish you could do more of: (A) Writing activities	0.0%					
. Activities you wish you could do more of: (A) Life skills (cooking, bike shop, etc.)	44.4%					
. Activities you wish you could do more of: (A) Math or science	0.0%					
. Activities you wish you could do more of: (A) Sports and games	66.7%					
. Activities you wish you could do more of: (A) Technology (video, photography, etc.)	11.1%					
. Activities you wish you could do more of: (A) Service-learning projects	11.1%					
17. In how many after school service-learning projects did you participate this year? (A) 0, (B) 1, (C) 2, (D) 3, (E) 4, (F) 5+	0.0%	33.3%	0.0%	33.3%	0.0%	33.3%
18. I feel close to this number of adults in the ASP: (A) 0, (B) 1, (C) 2, (D) 3, (E) 4, (F) 5+	11.1%	22.2%	11.1%	0.0%	22.2%	33.3%
19. I feel close to this number of students in the ASP: (A) 0, (B) 1, (C) 2, (D) 3, (E) 4, (F) 5+	0.0%	0.0%	33.3%	22.2%	0.0%	44.4%

Background Information

A. My gender: (A) Female, (B) Male	66.7%	33.3%				
B. Number of years I have attended this ASP: (A) 1, (B) 2, (C) 3, (D) 4, (E) 5 or more	11.1%	22.2%	55.6%	0.0%	11.1%	
C. Number of days a week I attend this ASP: (A) 1, (B) 2, (C) 3, (D) 4, (E) 5	0.0%	0.0%	0.0%	22.2%	77.8%	
D. Why are you going to this ASP? (A) My parents want me to go.	44.4%					
. Why are you going to this ASP? (A) I do not want to go home and be alone.	11.1%					
. Why are you going to this ASP? (A) My friends go here.	33.3%					
. Why are you going to this ASP? (A) There are interesting things to do here.	44.4%					
. Why are you going to this ASP? (A) The school suggested I go.	0.0%					
. Why are you going to this ASP? (A) It is a safe place to be after school.	22.2%					
. Why are you going to this ASP? (A) To get help with my school work.	66.7%					
. Why are you going to this ASP? (A) I attended this after school program last year.	0.0%					
. Why are you going to this ASP? (A) Other or don't know.	11.1%					

School Health Programs Department



SFUSD After School Programs Spring 2011

Grade 7 Survey



SFUSD After School Program- 2011 Grade 7 Survey Distribution and Return Counts

School Name	School Number	Student Enrollment	Surveys Returned	
			Count	Percent
All Respondents- Grade 7	G07	260	94	36.2%
Giannini MS	404	95	49	51.6%
Hoover MS	607	60	25	41.7%
Marina MS	708	90	12	13.3%
S.F. Community ES	493	15	8	53.3%



SFUSD ASP Grades 7 & 10 Student Satisfaction Survey 2011

Grade 07 Summary Report

Total 94 Respondents

RESPONSE PERCENT					MEAN
Strongly Agree	Agree	Disagree	Strongly Disagree	Don't Know	
- 4 -	- 3 -	- 2 -	- 1 -		

Questions

Access and Equity

1. The after school staff cares about the success of all the students in my after school program.	17.2%	62.4%	8.6%	2.2%	9.7%	3.05
2. The students in my after school prgm are respectful of students who are different from them.	12.8%	54.3%	17.0%	7.4%	8.5%	2.79
3. My after school program values my home language and culture.	11.8%	54.8%	12.9%	2.2%	18.3%	2.93
4. The after school staff connects what I am learning to life outside of school.	7.5%	43.0%	19.4%	7.5%	22.6%	2.65
5. I am able to complete and get help with my homework in my after school program.	23.7%	58.1%	9.7%	5.4%	3.2%	3.03
6. I am given enough opportunities to help develop and lead activities in my program.	10.6%	43.6%	22.3%	2.1%	21.3%	2.80
7. There are enough materials to run the activities in my after school program.	18.5%	52.2%	13.0%	2.2%	14.1%	3.01
8. The after school program is a positive and safe place for learning.	20.4%	57.0%	6.5%	3.2%	12.9%	3.09
9. I feel safer in the after school program than during the regular school day.	8.7%	35.9%	19.6%	9.8%	26.1%	2.59

Student Achievement

10. The after school staff makes clear what they expect from me.	21.5%	53.8%	4.3%	2.2%	18.3%	3.16
11. The activities I participate in are engaging and challenging.	20.4%	37.6%	20.4%	6.5%	15.1%	2.85
12. The after school staff makes learning meaningful and joyful.	12.9%	41.9%	18.3%	12.9%	14.0%	2.64
13. My after school program includes daily activities that are fun and different from school.	19.4%	47.3%	12.9%	2.2%	18.3%	3.03
14. Participating in the after school program helps me do better during the regular school day.	9.7%	34.4%	18.3%	9.7%	28.0%	2.61
15. The after school staff uses computers and other technology to help me learn.	13.0%	35.9%	16.3%	18.5%	16.3%	2.52
16. I get to attend the activities in my after school that I am most interested in.	19.4%	50.5%	14.0%	3.2%	12.9%	2.99
17. I often see my after school staff at school during the regular school day.	12.0%	57.6%	12.0%	6.5%	12.0%	2.85

Accountability

18. I have somebody at home who cares about me and supports me in my learning.	52.2%	31.5%	2.2%	2.2%	12.0%	3.52
19. The after school staff treats me and all other students with respect.	25.8%	49.5%	8.6%	3.2%	12.9%	3.12
20. I like my after school program and would recommend it to others.	23.7%	36.6%	9.7%	10.8%	19.4%	2.91
21. I believe that the after school staff is knowledgeable, competent, and well prepared.	27.5%	38.5%	12.1%	4.4%	17.6%	3.08

RESPONSE PERCENT

	-A-	-B-	-C-	-D-	-E-	-F-
22. Favorite activities: (A) Homework						30.9%
. Favorite activities: (A) Arts activities (music, dance, art, etc.)						35.1%
. Favorite activities: (A) Reading activities						6.4%
. Favorite activities: (A) Writing activities						5.3%
. Favorite activities: (A) Life skills (cooking, bike shop, etc.)						41.5%
. Favorite activities: (A) Math or science						8.5%
. Favorite activities: (A) Sports and games						62.8%
. Favorite activities: (A) Technology (video, photography, etc.)						45.7%
. Favorite activities: (A) Service-learning projects						4.3%
23. Activities you wish you could do more of: (A) Homework						11.7%
. Activities you wish you could do more of: (A) Arts activities (music, dance, art)						36.2%
. Activities you wish you could do more of: (A) Reading activities						5.3%
. Activities you wish you could do more of: (A) Writing activities						7.4%
. Activities you wish you could do more of: (A) Life skills (cooking, bike shop, etc.)						39.4%
. Activities you wish you could do more of: (A) Math or science						10.6%
. Activities you wish you could do more of: (A) Sports and games						45.7%
. Activities you wish you could do more of: (A) Technology (video, photography, etc.)						42.6%
. Activities you wish you could do more of: (A) Service-learning projects						7.4%
24. In how many after school service-learning projects did you participate this year? (A) 0, (B) 1, (C) 2, (D) 3, (E) 4, (F) 5+	39.1%	31.5%	10.9%	12.0%	1.1%	5.4%
25. I feel close to this number of adults in the ASP: (A) 0, (B) 1, (C) 2, (D) 3, (E) 4, (F) 5+	29.5%	14.8%	14.8%	13.6%	10.2%	17.0%
26. I feel close to this number of students in the ASP: (A) 0, (B) 1, (C) 2, (D) 3, (E) 4, (F) 5+	10.9%	3.3%	7.6%	8.7%	6.5%	63.0%

Background Information

A. My gender: (A) Female, (B) Male, (C) Other	48.9%	50.0%	1.1%		
B. Number of years I have attended this ASP: (A) 1, (B) 2, (C) 3, (D) 4, (E) 5 or more	14.9%	71.3%	3.4%	1.1%	9.2%
C. Number of days a week I attend this ASP: (A) 1, (B) 2, (C) 3, (D) 4, (E) 5	0.0%	1.2%	4.7%	23.5%	70.6%
D. Why are you going to this ASP? (A) My parents want me to go.	59.6%				
. Why are you going to this ASP? (A) I do not want to go home and be alone.	7.4%				
. Why are you going to this ASP? (A) My friends go here.	26.6%				
. Why are you going to this ASP? (A) There are interesting things to do here.	11.7%				
. Why are you going to this ASP? (A) The school suggested I go.	2.1%				
. Why are you going to this ASP? (A) It is a safe place to be after school.	12.8%				
. Why are you going to this ASP? (A) To get help with my school work.	16.0%				
. Why are you going to this ASP? (A) I attended this after school program last year.	27.7%				
. Why are you going to this ASP? (A) Other or don't know.	9.6%				



SFUSD ASP Grades 7 & 10 Student Satisfaction Survey 2011

Giannini MS Summary Report

Total 49 Respondents

RESPONSE PERCENT

Strongly Agree	Agree	Disagree	Strongly Disagree	Don't Know	
- 4 -	- 3 -	- 2 -	- 1 -		MEAN

Questions

Access and Equity

1. The after school staff cares about the success of all the students in my after school program.	16.7%	72.9%	6.3%	2.1%	2.1%	3.06
2. The students in my after school prgm are respectful of students who are different from them.	12.2%	65.3%	18.4%	2.0%	2.0%	2.90
3. My after school program values my home language and culture.	4.2%	70.8%	8.3%	0.0%	16.7%	2.95
4. The after school staff connects what I am learning to life outside of school.	8.3%	54.2%	18.8%	4.2%	14.6%	2.78
5. I am able to complete and get help with my homework in my after school program.	18.8%	66.7%	8.3%	4.2%	2.1%	3.02
6. I am given enough opportunities to help develop and lead activities in my program.	8.2%	61.2%	20.4%	2.0%	8.2%	2.82
7. There are enough materials to run the activities in my after school program.	16.3%	59.2%	12.2%	2.0%	10.2%	3.00
8. The after school program is a positive and safe place for learning.	22.4%	65.3%	2.0%	6.1%	4.1%	3.09
9. I feel safer in the after school program than during the regular school day.	8.3%	45.8%	14.6%	4.2%	27.1%	2.80

Student Achievement

10. The after school staff makes clear what they expect from me.	16.7%	60.4%	4.2%	4.2%	14.6%	3.05
11. The activities I participate in are engaging and challenging.	20.8%	47.9%	14.6%	4.2%	12.5%	2.98
12. The after school staff makes learning meaningful and joyful.	12.5%	52.1%	14.6%	2.1%	18.8%	2.92
13. My after school program includes daily activities that are fun and different from school.	12.2%	61.2%	4.1%	0.0%	22.4%	3.11
14. Participating in the after school program helps me do better during the regular school day.	6.3%	47.9%	14.6%	4.2%	27.1%	2.77
15. The after school staff uses computers and other technology to help me learn.	16.3%	49.0%	10.2%	8.2%	16.3%	2.88
16. I get to attend the activities in my after school that I am most interested in.	20.8%	56.3%	12.5%	0.0%	10.4%	3.09
17. I often see my after school staff at school during the regular school day.	10.6%	61.7%	8.5%	6.4%	12.8%	2.88

Accountability

18. I have somebody at home who cares about me and supports me in my learning.	41.7%	37.5%	2.1%	4.2%	14.6%	3.37
19. The after school staff treats me and all other students with respect.	25.0%	58.3%	6.3%	0.0%	10.4%	3.21
20. I like my after school program and would recommend it to others.	29.2%	47.9%	4.2%	4.2%	14.6%	3.20
21. I believe that the after school staff is knowledgeable, competent, and well prepared.	32.6%	45.7%	4.3%	2.2%	15.2%	3.28

RESPONSE PERCENT

	-A-	-B-	-C-	-D-	-E-	-F-
22. Favorite activities: (A) Homework	42.9%					
. Favorite activities: (A) Arts activities (music, dance, art, etc.)	28.6%					
. Favorite activities: (A) Reading activities	2.0%					
. Favorite activities: (A) Writing activities	4.1%					
. Favorite activities: (A) Life skills (cooking, bike shop, etc.)	22.4%					
. Favorite activities: (A) Math or science	12.2%					
. Favorite activities: (A) Sports and games	59.2%					
. Favorite activities: (A) Technology (video, photography, etc.)	32.7%					
. Favorite activities: (A) Service-learning projects	6.1%					
23. Activities you wish you could do more of: (A) Homework	16.3%					
. Activities you wish you could do more of: (A) Arts activities (music, dance, art)	30.6%					
. Activities you wish you could do more of: (A) Reading activities	2.0%					
. Activities you wish you could do more of: (A) Writing activities	6.1%					
. Activities you wish you could do more of: (A) Life skills (cooking, bike shop, etc.)	24.5%					
. Activities you wish you could do more of: (A) Math or science	10.2%					
. Activities you wish you could do more of: (A) Sports and games	44.9%					
. Activities you wish you could do more of: (A) Technology (video, photography, etc.)	26.5%					
. Activities you wish you could do more of: (A) Service-learning projects	10.2%					
24. In how many after school service-learning projects did you participate this year? (A) 0, (B) 1, (C) 2, (D) 3, (E) 4, (F) 5+	29.2%	41.7%	12.5%	12.5%	2.1%	2.1%
25. I feel close to this number of adults in the ASP: (A) 0, (B) 1, (C) 2, (D) 3, (E) 4, (F) 5+	21.3%	14.9%	17.0%	14.9%	8.5%	23.4%
26. I feel close to this number of students in the ASP: (A) 0, (B) 1, (C) 2, (D) 3, (E) 4, (F) 5+	10.4%	6.3%	8.3%	8.3%	4.2%	62.5%

Background Information

A. My gender: (A) Female, (B) Male, (C) Other	47.9%	52.1%	0.0%		
B. Number of years I have attended this ASP: (A) 1, (B) 2, (C) 3, (D) 4, (E) 5 or more	6.5%	82.6%	4.3%	0.0%	6.5%
C. Number of days a week I attend this ASP: (A) 1, (B) 2, (C) 3, (D) 4, (E) 5	0.0%	2.2%	4.4%	6.7%	86.7%
D. Why are you going to this ASP? (A) My parents want me to go.	53.1%				
. Why are you going to this ASP? (A) I do not want to go home and be alone.	10.2%				
. Why are you going to this ASP? (A) My friends go here.	34.7%				
. Why are you going to this ASP? (A) There are interesting things to do here.	10.2%				
. Why are you going to this ASP? (A) The school suggested I go.	0.0%				
. Why are you going to this ASP? (A) It is a safe place to be after school.	16.3%				
. Why are you going to this ASP? (A) To get help with my school work.	18.4%				
. Why are you going to this ASP? (A) I attended this after school program last year.	32.7%				
. Why are you going to this ASP? (A) Other or don't know.	10.2%				



SFUSD ASP Grades 7 & 10 Student Satisfaction Survey 2011

Hoover MS Summary Report

Total 25 Respondents

RESPONSE PERCENT

Strongly Agree	Agree	Disagree	Strongly Disagree	Don't Know	MEAN
- 4 -	- 3 -	- 2 -	- 1 -		

Questions

Access and Equity

1. The after school staff cares about the success of all the students in my after school program.	20.0%	52.0%	20.0%	0.0%	8.0%	3.00
2. The students in my after school prgm are respectful of students who are different from them.	4.0%	60.0%	12.0%	8.0%	16.0%	2.71
3. My after school program values my home language and culture.	16.0%	40.0%	20.0%	0.0%	24.0%	2.95
4. The after school staff connects what I am learning to life outside of school.	4.0%	36.0%	16.0%	16.0%	28.0%	2.39
5. I am able to complete and get help with my homework in my after school program.	24.0%	48.0%	16.0%	12.0%	0.0%	2.84
6. I am given enough opportunities to help develop and lead activities in my program.	8.0%	32.0%	28.0%	0.0%	32.0%	2.71
7. There are enough materials to run the activities in my after school program.	16.7%	54.2%	20.8%	0.0%	8.3%	2.95
8. The after school program is a positive and safe place for learning.	20.0%	48.0%	12.0%	0.0%	20.0%	3.10
9. I feel safer in the after school program than during the regular school day.	4.2%	33.3%	25.0%	20.8%	16.7%	2.25

Student Achievement

10. The after school staff makes clear what they expect from me.	24.0%	56.0%	4.0%	0.0%	16.0%	3.24
11. The activities I participate in are engaging and challenging.	20.0%	32.0%	32.0%	4.0%	12.0%	2.77
12. The after school staff makes learning meaningful and joyful.	8.0%	36.0%	24.0%	28.0%	4.0%	2.25
13. My after school program includes daily activities that are fun and different from school.	29.2%	37.5%	25.0%	8.3%	0.0%	2.88
14. Participating in the after school program helps me do better during the regular school day.	16.0%	24.0%	16.0%	20.0%	24.0%	2.47
15. The after school staff uses computers and other technology to help me learn.	4.2%	16.7%	20.8%	45.8%	12.5%	1.76
16. I get to attend the activities in my after school that I am most interested in.	16.0%	52.0%	8.0%	4.0%	20.0%	3.00
17. I often see my after school staff at school during the regular school day.	16.0%	44.0%	24.0%	12.0%	4.0%	2.67

Accountability

18. I have somebody at home who cares about me and supports me in my learning.	79.2%	16.7%	4.2%	0.0%	0.0%	3.75
19. The after school staff treats me and all other students with respect.	28.0%	44.0%	8.0%	4.0%	16.0%	3.14
20. I like my after school program and would recommend it to others.	20.0%	20.0%	20.0%	20.0%	20.0%	2.50
21. I believe that the after school staff is knowledgeable, competent, and well prepared.	28.0%	28.0%	28.0%	4.0%	12.0%	2.91

RESPONSE PERCENT

	-A-	-B-	-C-	-D-	-E-	-F-
22. Favorite activities: (A) Homework	12.0%					
. Favorite activities: (A) Arts activities (music, dance, art, etc.)	44.0%					
. Favorite activities: (A) Reading activities	12.0%					
. Favorite activities: (A) Writing activities	4.0%					
. Favorite activities: (A) Life skills (cooking, bike shop, etc.)	64.0%					
. Favorite activities: (A) Math or science	0.0%					
. Favorite activities: (A) Sports and games	68.0%					
. Favorite activities: (A) Technology (video, photography, etc.)	68.0%					
. Favorite activities: (A) Service-learning projects	0.0%					
23. Activities you wish you could do more of: (A) Homework	8.0%					
. Activities you wish you could do more of: (A) Arts activities (music, dance, art)	40.0%					
. Activities you wish you could do more of: (A) Reading activities	8.0%					
. Activities you wish you could do more of: (A) Writing activities	4.0%					
. Activities you wish you could do more of: (A) Life skills (cooking, bike shop, etc.)	64.0%					
. Activities you wish you could do more of: (A) Math or science	16.0%					
. Activities you wish you could do more of: (A) Sports and games	52.0%					
. Activities you wish you could do more of: (A) Technology (video, photography, etc.)	56.0%					
. Activities you wish you could do more of: (A) Service-learning projects	4.0%					
24. In how many after school service-learning projects did you participate this year? (A) 0, (B) 1, (C) 2, (D) 3, (E) 4, (F) 5+	58.3%	25.0%	4.2%	4.2%	0.0%	8.3%
25. I feel close to this number of adults in the ASP: (A) 0, (B) 1, (C) 2, (D) 3, (E) 4, (F) 5+	30.4%	17.4%	4.3%	13.0%	21.7%	13.0%
26. I feel close to this number of students in the ASP: (A) 0, (B) 1, (C) 2, (D) 3, (E) 4, (F) 5+	8.0%	0.0%	4.0%	16.0%	8.0%	64.0%

Background Information

A. My gender: (A) Female, (B) Male, (C) Other	54.2%	45.8%	0.0%		
B. Number of years I have attended this ASP: (A) 1, (B) 2, (C) 3, (D) 4, (E) 5 or more	29.2%	66.7%	0.0%	4.2%	0.0%
C. Number of days a week I attend this ASP: (A) 1, (B) 2, (C) 3, (D) 4, (E) 5	0.0%	0.0%	0.0%	52.2%	47.8%
D. Why are you going to this ASP? (A) My parents want me to go.	68.0%				
. Why are you going to this ASP? (A) I do not want to go home and be alone.	4.0%				
. Why are you going to this ASP? (A) My friends go here.	8.0%				
. Why are you going to this ASP? (A) There are interesting things to do here.	12.0%				
. Why are you going to this ASP? (A) The school suggested I go.	8.0%				
. Why are you going to this ASP? (A) It is a safe place to be after school.	12.0%				
. Why are you going to this ASP? (A) To get help with my school work.	24.0%				
. Why are you going to this ASP? (A) I attended this after school program last year.	24.0%				
. Why are you going to this ASP? (A) Other or don't know.	4.0%				



SFUSD ASP Grades 7 & 10 Student Satisfaction Survey 2011

Marina MS Summary Report

Total 12 Respondents

RESPONSE PERCENT

Strongly Agree	Agree	Disagree	Strongly Disagree	Don't Know	MEAN
- 4 -	- 3 -	- 2 -	- 1 -		

Questions

Access and Equity

1. The after school staff cares about the success of all the students in my after school program.	25.0%	33.3%	0.0%	8.3%	33.3%	3.13
2. The students in my after school prgm are respectful of students who are different from them.	33.3%	16.7%	8.3%	25.0%	16.7%	2.70
3. My after school program values my home language and culture.	33.3%	16.7%	16.7%	8.3%	25.0%	3.00
4. The after school staff connects what I am learning to life outside of school.	16.7%	33.3%	8.3%	8.3%	33.3%	2.88
5. I am able to complete and get help with my homework in my after school program.	41.7%	41.7%	0.0%	0.0%	16.7%	3.50
6. I am given enough opportunities to help develop and lead activities in my program.	16.7%	16.7%	8.3%	8.3%	50.0%	2.83
7. There are enough materials to run the activities in my after school program.	36.4%	36.4%	0.0%	0.0%	27.3%	3.50
8. The after school program is a positive and safe place for learning.	18.2%	54.5%	0.0%	0.0%	27.3%	3.25
9. I feel safer in the after school program than during the regular school day.	16.7%	25.0%	8.3%	0.0%	50.0%	3.17

Student Achievement

10. The after school staff makes clear what they expect from me.	25.0%	50.0%	0.0%	0.0%	25.0%	3.33
11. The activities I participate in are engaging and challenging.	25.0%	25.0%	16.7%	8.3%	25.0%	2.89
12. The after school staff makes learning meaningful and joyful.	16.7%	33.3%	8.3%	16.7%	25.0%	2.67
13. My after school program includes daily activities that are fun and different from school.	16.7%	33.3%	16.7%	0.0%	33.3%	3.00
14. Participating in the after school program helps me do better during the regular school day.	8.3%	25.0%	25.0%	8.3%	33.3%	2.50
15. The after school staff uses computers and other technology to help me learn.	9.1%	18.2%	27.3%	18.2%	27.3%	2.25
16. I get to attend the activities in my after school that I am most interested in.	25.0%	33.3%	16.7%	16.7%	8.3%	2.73
17. I often see my after school staff at school during the regular school day.	8.3%	50.0%	8.3%	0.0%	33.3%	3.00

Accountability

18. I have somebody at home who cares about me and supports me in my learning.	33.3%	33.3%	0.0%	0.0%	33.3%	3.50
19. The after school staff treats me and all other students with respect.	16.7%	50.0%	0.0%	16.7%	16.7%	2.80
20. I like my after school program and would recommend it to others.	16.7%	33.3%	0.0%	16.7%	33.3%	2.75
21. I believe that the after school staff is knowledgeable, competent, and well prepared.	8.3%	41.7%	8.3%	16.7%	25.0%	2.56

RESPONSE PERCENT

	-A-	-B-	-C-	-D-	-E-	-F-
22. Favorite activities: (A) Homework	25.0%					
. Favorite activities: (A) Arts activities (music, dance, art, etc.)	33.3%					
. Favorite activities: (A) Reading activities	8.3%					
. Favorite activities: (A) Writing activities	8.3%					
. Favorite activities: (A) Life skills (cooking, bike shop, etc.)	58.3%					
. Favorite activities: (A) Math or science	8.3%					
. Favorite activities: (A) Sports and games	66.7%					
. Favorite activities: (A) Technology (video, photography, etc.)	41.7%					
. Favorite activities: (A) Service-learning projects	8.3%					
23. Activities you wish you could do more of: (A) Homework	8.3%					
. Activities you wish you could do more of: (A) Arts activities (music, dance, art)	25.0%					
. Activities you wish you could do more of: (A) Reading activities	16.7%					
. Activities you wish you could do more of: (A) Writing activities	16.7%					
. Activities you wish you could do more of: (A) Life skills (cooking, bike shop, etc.)	41.7%					
. Activities you wish you could do more of: (A) Math or science	0.0%					
. Activities you wish you could do more of: (A) Sports and games	50.0%					
. Activities you wish you could do more of: (A) Technology (video, photography, etc.)	58.3%					
. Activities you wish you could do more of: (A) Service-learning projects	0.0%					
24. In how many after school service-learning projects did you participate this year? (A) 0, (B) 1, (C) 2, (D) 3, (E) 4, (F) 5+	50.0%	8.3%	16.7%	25.0%	0.0%	0.0%
25. I feel close to this number of adults in the ASP: (A) 0, (B) 1, (C) 2, (D) 3, (E) 4, (F) 5+	63.6%	0.0%	18.2%	9.1%	0.0%	9.1%
26. I feel close to this number of students in the ASP: (A) 0, (B) 1, (C) 2, (D) 3, (E) 4, (F) 5+	18.2%	0.0%	18.2%	0.0%	18.2%	45.5%

Background Information

A. My gender: (A) Female, (B) Male, (C) Other	27.3%	63.6%	9.1%		
B. Number of years I have attended this ASP: (A) 1, (B) 2, (C) 3, (D) 4, (E) 5 or more	27.3%	72.7%	0.0%	0.0%	0.0%
C. Number of days a week I attend this ASP: (A) 1, (B) 2, (C) 3, (D) 4, (E) 5	0.0%	0.0%	18.2%	36.4%	45.5%
D. Why are you going to this ASP? (A) My parents want me to go.	66.7%				
. Why are you going to this ASP? (A) I do not want to go home and be alone.	8.3%				
. Why are you going to this ASP? (A) My friends go here.	16.7%				
. Why are you going to this ASP? (A) There are interesting things to do here.	25.0%				
. Why are you going to this ASP? (A) The school suggested I go.	0.0%				
. Why are you going to this ASP? (A) It is a safe place to be after school.	8.3%				
. Why are you going to this ASP? (A) To get help with my school work.	0.0%				
. Why are you going to this ASP? (A) I attended this after school program last year.	25.0%				
. Why are you going to this ASP? (A) Other or don't know.	8.3%				



SFUSD ASP Grades 7 & 10 Student Satisfaction Survey 2011

S.F. Community ES Summary Report

Total 8 Respondents

RESPONSE PERCENT					MEAN
Strongly Agree	Agree	Disagree	Strongly Disagree	Don't Know	
- 4 -	- 3 -	- 2 -	- 1 -		

Questions

Access and Equity

1. The after school staff cares about the success of all the students in my after school program.	0.0%	75.0%	0.0%	0.0%	25.0%	3.00
2. The students in my after school prgm are respectful of students who are different from them.	12.5%	25.0%	37.5%	12.5%	12.5%	2.43
3. My after school program values my home language and culture.	12.5%	62.5%	12.5%	12.5%	0.0%	2.75
4. The after school staff connects what I am learning to life outside of school.	0.0%	12.5%	50.0%	0.0%	37.5%	2.20
5. I am able to complete and get help with my homework in my after school program.	25.0%	62.5%	12.5%	0.0%	0.0%	3.13
6. I am given enough opportunities to help develop and lead activities in my program.	25.0%	12.5%	37.5%	0.0%	25.0%	2.83
7. There are enough materials to run the activities in my after school program.	12.5%	25.0%	12.5%	12.5%	37.5%	2.60
8. The after school program is a positive and safe place for learning.	12.5%	37.5%	25.0%	0.0%	25.0%	2.83
9. I feel safer in the after school program than during the regular school day.	12.5%	0.0%	50.0%	25.0%	12.5%	2.00

Student Achievement

10. The after school staff makes clear what they expect from me.	37.5%	12.5%	12.5%	0.0%	37.5%	3.40
11. The activities I participate in are engaging and challenging.	12.5%	12.5%	25.0%	25.0%	25.0%	2.17
12. The after school staff makes learning meaningful and joyful.	25.0%	12.5%	37.5%	25.0%	0.0%	2.38
13. My after school program includes daily activities that are fun and different from school.	37.5%	12.5%	25.0%	0.0%	25.0%	3.17
14. Participating in the after school program helps me do better during the regular school day.	12.5%	0.0%	37.5%	12.5%	37.5%	2.20
15. The after school staff uses computers and other technology to help me learn.	25.0%	37.5%	25.0%	0.0%	12.5%	3.00
16. I get to attend the activities in my after school that I am most interested in.	12.5%	37.5%	37.5%	0.0%	12.5%	2.71
17. I often see my after school staff at school during the regular school day.	12.5%	87.5%	0.0%	0.0%	0.0%	3.13

Accountability

18. I have somebody at home who cares about me and supports me in my learning.	62.5%	37.5%	0.0%	0.0%	0.0%	3.63
19. The after school staff treats me and all other students with respect.	37.5%	12.5%	37.5%	0.0%	12.5%	3.00
20. I like my after school program and would recommend it to others.	12.5%	25.0%	25.0%	12.5%	25.0%	2.50
21. I believe that the after school staff is knowledgeable, competent, and well prepared.	25.0%	25.0%	12.5%	0.0%	37.5%	3.20


RESPONSE PERCENT

	-A-	-B-	-C-	-D-	-E-	-F-
22. Favorite activities: (A) Homework	25.0%					
. Favorite activities: (A) Arts activities (music, dance, art, etc.)	50.0%					
. Favorite activities: (A) Reading activities	12.5%					
. Favorite activities: (A) Writing activities	12.5%					
. Favorite activities: (A) Life skills (cooking, bike shop, etc.)	62.5%					
. Favorite activities: (A) Math or science	12.5%					
. Favorite activities: (A) Sports and games	62.5%					
. Favorite activities: (A) Technology (video, photography, etc.)	62.5%					
. Favorite activities: (A) Service-learning projects	0.0%					
23. Activities you wish you could do more of: (A) Homework	0.0%					
. Activities you wish you could do more of: (A) Arts activities (music, dance, art)	75.0%					
. Activities you wish you could do more of: (A) Reading activities	0.0%					
. Activities you wish you could do more of: (A) Writing activities	12.5%					
. Activities you wish you could do more of: (A) Life skills (cooking, bike shop, etc.)	50.0%					
. Activities you wish you could do more of: (A) Math or science	12.5%					
. Activities you wish you could do more of: (A) Sports and games	25.0%					
. Activities you wish you could do more of: (A) Technology (video, photography, etc.)	75.0%					
. Activities you wish you could do more of: (A) Service-learning projects	12.5%					
24. In how many after school service-learning projects did you participate this year? (A) 0, (B) 1, (C) 2, (D) 3, (E) 4, (F) 5+	25.0%	25.0%	12.5%	12.5%	0.0%	25.0%
25. I feel close to this number of adults in the ASP: (A) 0, (B) 1, (C) 2, (D) 3, (E) 4, (F) 5+	28.6%	28.6%	28.6%	14.3%	0.0%	0.0%
26. I feel close to this number of students in the ASP: (A) 0, (B) 1, (C) 2, (D) 3, (E) 4, (F) 5+	12.5%	0.0%	0.0%	0.0%	0.0%	87.5%

Background Information

A. My gender: (A) Female, (B) Male, (C) Other	71.4%	28.6%	0.0%		
B. Number of years I have attended this ASP: (A) 1, (B) 2, (C) 3, (D) 4, (E) 5 or more	0.0%	0.0%	16.7%	0.0%	83.3%
C. Number of days a week I attend this ASP: (A) 1, (B) 2, (C) 3, (D) 4, (E) 5	0.0%	0.0%	0.0%	16.7%	83.3%
D. Why are you going to this ASP? (A) My parents want me to go.	62.5%				
. Why are you going to this ASP? (A) I do not want to go home and be alone.	0.0%				
. Why are you going to this ASP? (A) My friends go here.	50.0%				
. Why are you going to this ASP? (A) There are interesting things to do here.	0.0%				
. Why are you going to this ASP? (A) The school suggested I go.	0.0%				
. Why are you going to this ASP? (A) It is a safe place to be after school.	0.0%				
. Why are you going to this ASP? (A) To get help with my school work.	0.0%				
. Why are you going to this ASP? (A) I attended this after school program last year.	12.5%				
. Why are you going to this ASP? (A) Other or don't know.	25.0%				

School Health Programs Department



SFUSD After School Programs Spring 2011

Grade 10 Survey



SFUSD After School Program- 2011 Grade 10 Survey Distribution and Return Counts

School Name	School Number	Student Enrollment	Surveys Returned	
			Count	Percent
All Respondents- Grade 10	G10	702	170	24.2%
Balboa HS	439	270	51	18.9%
Burton HS	764	150	29	19.3%
Downtown HS	742	75	31	41.3%
Wallenberg HS	785	143	46	32.2%
Wells HS	743	64	13	20.3%

SFUSD After School Satisfaction Survey 2011

Grades 7 & 10

We want to know what YOU think about your after school program. This survey will give your school and the district important information we can use to improve your after school program. This survey is confidential. Your answers will be combined with those of other students at your school. No one at your school will ever see your individual answers. This is not a test and there are no wrong answers. You do not have to answer any question you do not wish to answer, but we hope you will answer as many questions as you can.

School Number
000
{SCHOOL NAME_}

Please fill in a circle for each item using a pencil or a black ink pen like this: ● Not like this: ⊗ ⊙ ⊕ ⊖

Please include any additional comments you may have about your after school program on a separate sheet of paper.

Background information

My gender: Female Male Other

Number of years I have attended this after school program 1 2 3 4 5 or more

Number of days a week I attend this after school program 1 2 3 4 5

Why are you going to this after school program? (Check all that apply.)

- My parents want me to go. I do not want to go home and be alone.
- My friends go here. There are interesting things to do here.
- The school suggested I go. It is a safe place to be after school.
- To get help with my school work. I attended this after school program last year. Other or don't know.

Access and Equity	Strongly Agree	Agree	Disagree	Strongly Disagree	Don't Know
1. The after school staff cares about the success of all the students in my after school program.	<input type="radio"/>	<input type="radio"/>	<input type="radio"/>	<input type="radio"/>	<input type="radio"/>
2. The students in my after school program are respectful of students who are different from them.	<input type="radio"/>	<input type="radio"/>	<input type="radio"/>	<input type="radio"/>	<input type="radio"/>
3. My after school program values my home language and culture.	<input type="radio"/>	<input type="radio"/>	<input type="radio"/>	<input type="radio"/>	<input type="radio"/>
4. The after school staff connects what I am learning to life outside of school.	<input type="radio"/>	<input type="radio"/>	<input type="radio"/>	<input type="radio"/>	<input type="radio"/>
5. I am able to complete and get help with my homework in my after school program.	<input type="radio"/>	<input type="radio"/>	<input type="radio"/>	<input type="radio"/>	<input type="radio"/>
6. I am given enough opportunities to help develop and lead activities in my program.	<input type="radio"/>	<input type="radio"/>	<input type="radio"/>	<input type="radio"/>	<input type="radio"/>
7. There are enough materials to run the activities in my after school program.	<input type="radio"/>	<input type="radio"/>	<input type="radio"/>	<input type="radio"/>	<input type="radio"/>
8. The after school program is a positive and safe place for learning.	<input type="radio"/>	<input type="radio"/>	<input type="radio"/>	<input type="radio"/>	<input type="radio"/>
9. I feel safer in the after school program than during the regular school day.	<input type="radio"/>	<input type="radio"/>	<input type="radio"/>	<input type="radio"/>	<input type="radio"/>
Student Achievement	Strongly Agree	Agree	Disagree	Strongly Disagree	Don't Know
10. The after school staff makes clear what they expect from me.	<input type="radio"/>	<input type="radio"/>	<input type="radio"/>	<input type="radio"/>	<input type="radio"/>
11. The activities I participate in are engaging and challenging.	<input type="radio"/>	<input type="radio"/>	<input type="radio"/>	<input type="radio"/>	<input type="radio"/>
12. The after school staff makes learning meaningful and joyful.	<input type="radio"/>	<input type="radio"/>	<input type="radio"/>	<input type="radio"/>	<input type="radio"/>
13. My after school program includes daily activities that are fun and different from school.	<input type="radio"/>	<input type="radio"/>	<input type="radio"/>	<input type="radio"/>	<input type="radio"/>
14. Participating in the after school program helps me do better during the regular school day.	<input type="radio"/>	<input type="radio"/>	<input type="radio"/>	<input type="radio"/>	<input type="radio"/>
15. The after school staff uses computers and other technology to help me learn.	<input type="radio"/>	<input type="radio"/>	<input type="radio"/>	<input type="radio"/>	<input type="radio"/>
16. I get to attend the activities in my after school that I am most interested in.	<input type="radio"/>	<input type="radio"/>	<input type="radio"/>	<input type="radio"/>	<input type="radio"/>
17. I often see my after school staff at school during the regular school day.	<input type="radio"/>	<input type="radio"/>	<input type="radio"/>	<input type="radio"/>	<input type="radio"/>
Accountability	Strongly Agree	Agree	Disagree	Strongly Disagree	Don't Know
18. I have somebody at home who cares about me and supports me in my learning.	<input type="radio"/>	<input type="radio"/>	<input type="radio"/>	<input type="radio"/>	<input type="radio"/>
19. The after school staff treats me and all other students with respect.	<input type="radio"/>	<input type="radio"/>	<input type="radio"/>	<input type="radio"/>	<input type="radio"/>
20. I like my after school program and would recommend it to others.	<input type="radio"/>	<input type="radio"/>	<input type="radio"/>	<input type="radio"/>	<input type="radio"/>
21. I believe that the after school staff is knowledgeable, competent, and well prepared.	<input type="radio"/>	<input type="radio"/>	<input type="radio"/>	<input type="radio"/>	<input type="radio"/>

22. Which are your favorite activities in the after school program? (Please check your top three choices.)

- Homework
- Arts activities (music, dance, art, etc.)
- Reading activities
- Writing activities
- Life skills (cooking, bike shop, etc.)
- Math or science
- Sports and games
- Technology (video, photography, etc.)
- Service-learning projects

23. Which activities do you wish you could do more of? (Check all that apply)

- Homework
- Arts activities (music, dance, art)
- Reading activities
- Writing activities
- Life skills (cooking, bike shop, etc.)
- Math or science
- Sports and games
- Technology (video, photography, etc.)
- Service-learning projects

24. In how many after school service-learning projects did you participate this year? 0 1 2 3 4 5+

25. I feel close to this number of adults in the after school program: 0 1 2 3 4 5+

26. I feel close to this number of students in the after school program: 0 1 2 3 4 5+



SFUSD ASP Grades 7 & 10 Student Satisfaction Survey 2011

Grade 10 Summary Report

Total 170 Respondents

RESPONSE PERCENT

Strongly Agree	Agree	Disagree	Strongly Disagree	Don't Know	MEAN
- 4 -	- 3 -	- 2 -	- 1 -		

Questions

Access and Equity

1. The after school staff cares about the success of all the students in my after school program.	50.3%	41.4%	1.8%	1.8%	4.7%	3.47
2. The students in my after school prgm are respectful of students who are different from them.	41.4%	49.1%	2.4%	0.6%	6.5%	3.41
3. My after school program values my home language and culture.	36.7%	51.5%	3.6%	1.2%	7.1%	3.33
4. The after school staff connects what I am learning to life outside of school.	33.5%	51.2%	4.9%	0.6%	9.8%	3.30
5. I am able to complete and get help with my homework in my after school program.	36.5%	52.1%	4.2%	2.4%	4.8%	3.29
6. I am given enough opportunities to help develop and lead activities in my program.	28.0%	55.4%	8.3%	1.8%	6.5%	3.17
7. There are enough materials to run the activities in my after school program.	32.1%	50.3%	6.7%	1.2%	9.7%	3.26
8. The after school program is a positive and safe place for learning.	45.6%	45.6%	3.6%	1.2%	4.1%	3.41
9. I feel safer in the after school program than during the regular school day.	28.9%	45.2%	9.6%	1.8%	14.5%	3.18

Student Achievement

10. The after school staff makes clear what they expect from me.	36.9%	47.6%	7.1%	1.2%	7.1%	3.29
11. The activities I participate in are engaging and challenging.	22.6%	58.9%	8.9%	1.2%	8.3%	3.12
12. The after school staff makes learning meaningful and joyful.	38.3%	48.5%	7.8%	0.6%	4.8%	3.31
13. My after school program includes daily activities that are fun and different from school.	35.5%	50.9%	6.5%	2.4%	4.7%	3.25
14. Participating in the after school program helps me do better during the regular school day.	34.1%	51.2%	5.5%	1.8%	7.3%	3.27
15. The after school staff uses computers and other technology to help me learn.	38.3%	49.1%	6.0%	3.0%	3.6%	3.27
16. I get to attend the activities in my after school that I am most interested in.	36.9%	47.6%	7.7%	0.6%	7.1%	3.30
17. I often see my after school staff at school during the regular school day.	37.3%	53.0%	6.0%	0.0%	3.6%	3.33

Accountability

18. I have somebody at home who cares about me and supports me in my learning.	46.5%	45.9%	1.8%	1.8%	4.1%	3.43
19. The after school staff treats me and all other students with respect.	46.2%	47.9%	2.4%	0.6%	3.0%	3.44
20. I like my after school program and would recommend it to others.	43.2%	48.5%	3.0%	1.8%	3.6%	3.38
21. I believe that the after school staff is knowledgeable, competent, and well prepared.	48.5%	44.3%	1.8%	0.6%	4.8%	3.48

RESPONSE PERCENT

	-A-	-B-	-C-	-D-	-E-	-F-
22. Favorite activities: (A) Homework	52.9%					
. Favorite activities: (A) Arts activities (music, dance, art, etc.)	37.6%					
. Favorite activities: (A) Reading activities	11.8%					
. Favorite activities: (A) Writing activities	13.5%					
. Favorite activities: (A) Life skills (cooking, bike shop, etc.)	19.4%					
. Favorite activities: (A) Math or science	11.8%					
. Favorite activities: (A) Sports and games	37.1%					
. Favorite activities: (A) Technology (video, photography, etc.)	30.0%					
. Favorite activities: (A) Service-learning projects	8.8%					
23. Activities you wish you could do more of: (A) Homework	18.8%					
. Activities you wish you could do more of: (A) Arts activities (music, dance, art)	32.4%					
. Activities you wish you could do more of: (A) Reading activities	7.6%					
. Activities you wish you could do more of: (A) Writing activities	3.5%					
. Activities you wish you could do more of: (A) Life skills (cooking, bike shop, etc.)	39.4%					
. Activities you wish you could do more of: (A) Math or science	7.1%					
. Activities you wish you could do more of: (A) Sports and games	30.0%					
. Activities you wish you could do more of: (A) Technology (video, photography, etc.)	25.9%					
. Activities you wish you could do more of: (A) Service-learning projects	14.1%					
24. In how many after school service-learning projects did you participate this year? (A) 0, (B) 1, (C) 2, (D) 3, (E) 4, (F) 5+	31.7%	26.8%	22.6%	12.8%	1.2%	4.9%
25. I feel close to this number of adults in the ASP: (A) 0, (B) 1, (C) 2, (D) 3, (E) 4, (F) 5+	10.9%	17.6%	24.2%	16.4%	10.3%	20.6%
26. I feel close to this number of students in the ASP: (A) 0, (B) 1, (C) 2, (D) 3, (E) 4, (F) 5+	9.1%	6.7%	23.2%	11.0%	9.1%	40.9%

Background Information

A. My gender: (A) Female, (B) Male, (C) Other	41.7%	49.4%	9.0%		
B. Number of years I have attended this ASP: (A) 1, (B) 2, (C) 3, (D) 4, (E) 5 or more	46.4%	37.9%	8.5%	2.6%	4.6%
C. Number of days a week I attend this ASP: (A) 1, (B) 2, (C) 3, (D) 4, (E) 5	18.5%	16.3%	25.9%	13.3%	25.9%
D. Why are you going to this ASP? (A) My parents want me to go.	14.1%				
. Why are you going to this ASP? (A) I do not want to go home and be alone.	20.6%				
. Why are you going to this ASP? (A) My friends go here.	38.8%				
. Why are you going to this ASP? (A) There are interesting things to do here.	38.8%				
. Why are you going to this ASP? (A) The school suggested I go.	16.5%				
. Why are you going to this ASP? (A) It is a safe place to be after school.	22.9%				
. Why are you going to this ASP? (A) To get help with my school work.	34.7%				
. Why are you going to this ASP? (A) I attended this after school program last year.	15.3%				
. Why are you going to this ASP? (A) Other or don't know.	12.4%				



SFUSD ASP Grades 7 & 10 Student Satisfaction Survey 2011

Balboa HS Summary Report

Total 51 Respondents

RESPONSE PERCENT					MEAN
Strongly Agree - 4 -	Agree - 3 -	Disagree - 2 -	Strongly Disagree - 1 -	Don't Know	

Questions

Access and Equity

1. The after school staff cares about the success of all the students in my after school program.	64.0%	28.0%	4.0%	0.0%	4.0%	3.63
2. The students in my after school prgm are respectful of students who are different from them.	68.0%	32.0%	0.0%	0.0%	0.0%	3.68
3. My after school program values my home language and culture.	60.0%	38.0%	0.0%	0.0%	2.0%	3.61
4. The after school staff connects what I am learning to life outside of school.	46.0%	46.0%	0.0%	0.0%	8.0%	3.50
5. I am able to complete and get help with my homework in my after school program.	49.0%	45.1%	2.0%	0.0%	3.9%	3.49
6. I am given enough opportunities to help develop and lead activities in my program.	42.0%	50.0%	4.0%	0.0%	4.0%	3.40
7. There are enough materials to run the activities in my after school program.	32.0%	54.0%	4.0%	0.0%	10.0%	3.31
8. The after school program is a positive and safe place for learning.	56.9%	43.1%	0.0%	0.0%	0.0%	3.57
9. I feel safer in the after school program than during the regular school day.	28.0%	44.0%	10.0%	0.0%	18.0%	3.22

Student Achievement

10. The after school staff makes clear what they expect from me.	39.2%	35.3%	15.7%	0.0%	9.8%	3.26
11. The activities I participate in are engaging and challenging.	25.5%	56.9%	9.8%	0.0%	7.8%	3.17
12. The after school staff makes learning meaningful and joyful.	52.9%	37.3%	5.9%	0.0%	3.9%	3.49
13. My after school program includes daily activities that are fun and different from school.	41.2%	49.0%	7.8%	0.0%	2.0%	3.34
14. Participating in the after school program helps me do better during the regular school day.	48.0%	46.0%	2.0%	0.0%	4.0%	3.48
15. The after school staff uses computers and other technology to help me learn.	49.0%	41.2%	9.8%	0.0%	0.0%	3.39
16. I get to attend the activities in my after school that I am most interested in.	49.0%	43.1%	3.9%	0.0%	3.9%	3.47
17. I often see my after school staff at school during the regular school day.	45.1%	43.1%	7.8%	0.0%	3.9%	3.39

Accountability

18. I have somebody at home who cares about me and supports me in my learning.	41.2%	54.9%	0.0%	0.0%	3.9%	3.43
19. The after school staff treats me and all other students with respect.	64.7%	33.3%	0.0%	0.0%	2.0%	3.66
20. I like my after school program and would recommend it to others.	64.7%	33.3%	0.0%	0.0%	2.0%	3.66
21. I believe that the after school staff is knowledgeable, competent, and well prepared.	64.0%	34.0%	0.0%	0.0%	2.0%	3.65

RESPONSE PERCENT

	-A-	-B-	-C-	-D-	-E-	-F-
22. Favorite activities: (A) Homework	82.4%					
. Favorite activities: (A) Arts activities (music, dance, art, etc.)	43.1%					
. Favorite activities: (A) Reading activities	9.8%					
. Favorite activities: (A) Writing activities	19.6%					
. Favorite activities: (A) Life skills (cooking, bike shop, etc.)	13.7%					
. Favorite activities: (A) Math or science	17.6%					
. Favorite activities: (A) Sports and games	31.4%					
. Favorite activities: (A) Technology (video, photography, etc.)	41.2%					
. Favorite activities: (A) Service-learning projects	11.8%					
23. Activities you wish you could do more of: (A) Homework	15.7%					
. Activities you wish you could do more of: (A) Arts activities (music, dance, art)	25.5%					
. Activities you wish you could do more of: (A) Reading activities	5.9%					
. Activities you wish you could do more of: (A) Writing activities	0.0%					
. Activities you wish you could do more of: (A) Life skills (cooking, bike shop, etc.)	58.8%					
. Activities you wish you could do more of: (A) Math or science	11.8%					
. Activities you wish you could do more of: (A) Sports and games	45.1%					
. Activities you wish you could do more of: (A) Technology (video, photography, etc.)	31.4%					
. Activities you wish you could do more of: (A) Service-learning projects	23.5%					
24. In how many after school service-learning projects did you participate this year? (A) 0, (B) 1, (C) 2, (D) 3, (E) 4, (F) 5+	38.0%	28.0%	22.0%	8.0%	0.0%	4.0%
25. I feel close to this number of adults in the ASP: (A) 0, (B) 1, (C) 2, (D) 3, (E) 4, (F) 5+	5.9%	11.8%	13.7%	17.6%	5.9%	45.1%
26. I feel close to this number of students in the ASP: (A) 0, (B) 1, (C) 2, (D) 3, (E) 4, (F) 5+	0.0%	2.0%	5.9%	7.8%	7.8%	76.5%

Background Information

A. My gender: (A) Female, (B) Male, (C) Other	43.9%	56.1%	0.0%		
B. Number of years I have attended this ASP: (A) 1, (B) 2, (C) 3, (D) 4, (E) 5 or more	31.1%	40.0%	17.8%	6.7%	4.4%
C. Number of days a week I attend this ASP: (A) 1, (B) 2, (C) 3, (D) 4, (E) 5	7.7%	23.1%	43.6%	12.8%	12.8%
D. Why are you going to this ASP? (A) My parents want me to go.	11.8%				
. Why are you going to this ASP? (A) I do not want to go home and be alone.	13.7%				
. Why are you going to this ASP? (A) My friends go here.	68.6%				
. Why are you going to this ASP? (A) There are interesting things to do here.	51.0%				
. Why are you going to this ASP? (A) The school suggested I go.	13.7%				
. Why are you going to this ASP? (A) It is a safe place to be after school.	39.2%				
. Why are you going to this ASP? (A) To get help with my school work.	37.3%				
. Why are you going to this ASP? (A) I attended this after school program last year.	31.4%				
. Why are you going to this ASP? (A) Other or don't know.	13.7%				



SFUSD ASP Grades 7 & 10 Student Satisfaction Survey 2011

Burton HS Summary Report

Total 29 Respondents

RESPONSE PERCENT					
Strongly Agree	Agree	Disagree	Strongly Disagree	Don't Know	MEAN
- 4 -	- 3 -	- 2 -	- 1 -		

Questions

Access and Equity

1. The after school staff cares about the success of all the students in my after school program.	41.4%	44.8%	0.0%	0.0%	13.8%	3.48
2. The students in my after school prgm are respectful of students who are different from them.	17.2%	51.7%	6.9%	0.0%	24.1%	3.14
3. My after school program values my home language and culture.	17.2%	65.5%	0.0%	0.0%	17.2%	3.21
4. The after school staff connects what I am learning to life outside of school.	11.1%	48.1%	11.1%	0.0%	29.6%	3.00
5. I am able to complete and get help with my homework in my after school program.	21.4%	50.0%	10.7%	3.6%	14.3%	3.04
6. I am given enough opportunities to help develop and lead activities in my program.	10.3%	58.6%	13.8%	3.4%	13.8%	2.88
7. There are enough materials to run the activities in my after school program.	14.3%	46.4%	17.9%	3.6%	17.9%	2.87
8. The after school program is a positive and safe place for learning.	25.0%	53.6%	7.1%	3.6%	10.7%	3.12
9. I feel safer in the after school program than during the regular school day.	17.9%	39.3%	14.3%	7.1%	21.4%	2.86

Student Achievement

10. The after school staff makes clear what they expect from me.	17.2%	62.1%	3.4%	3.4%	13.8%	3.08
11. The activities I participate in are engaging and challenging.	14.3%	57.1%	10.7%	3.6%	14.3%	2.96
12. The after school staff makes learning meaningful and joyful.	25.0%	46.4%	14.3%	3.6%	10.7%	3.04
13. My after school program includes daily activities that are fun and different from school.	20.7%	44.8%	10.3%	6.9%	17.2%	2.96
14. Participating in the after school program helps me do better during the regular school day.	13.8%	48.3%	6.9%	6.9%	24.1%	2.91
15. The after school staff uses computers and other technology to help me learn.	17.9%	57.1%	3.6%	7.1%	14.3%	3.00
16. I get to attend the activities in my after school that I am most interested in.	17.9%	39.3%	17.9%	3.6%	21.4%	2.91
17. I often see my after school staff at school during the regular school day.	21.4%	50.0%	14.3%	0.0%	14.3%	3.08

Accountability

18. I have somebody at home who cares about me and supports me in my learning.	24.1%	62.1%	3.4%	3.4%	6.9%	3.15
19. The after school staff treats me and all other students with respect.	34.5%	48.3%	10.3%	0.0%	6.9%	3.26
20. I like my after school program and would recommend it to others.	20.7%	51.7%	13.8%	3.4%	10.3%	3.00
21. I believe that the after school staff is knowledgeable, competent, and well prepared.	28.6%	46.4%	3.6%	3.6%	17.9%	3.22

RESPONSE PERCENT

	-A-	-B-	-C-	-D-	-E-	-F-
22. Favorite activities: (A) Homework						37.9%
. Favorite activities: (A) Arts activities (music, dance, art, etc.)						31.0%
. Favorite activities: (A) Reading activities						6.9%
. Favorite activities: (A) Writing activities						3.4%
. Favorite activities: (A) Life skills (cooking, bike shop, etc.)						13.8%
. Favorite activities: (A) Math or science						3.4%
. Favorite activities: (A) Sports and games						48.3%
. Favorite activities: (A) Technology (video, photography, etc.)						17.2%
. Favorite activities: (A) Service-learning projects						6.9%
23. Activities you wish you could do more of: (A) Homework						24.1%
. Activities you wish you could do more of: (A) Arts activities (music, dance, art)						24.1%
. Activities you wish you could do more of: (A) Reading activities						10.3%
. Activities you wish you could do more of: (A) Writing activities						0.0%
. Activities you wish you could do more of: (A) Life skills (cooking, bike shop, etc.)						41.4%
. Activities you wish you could do more of: (A) Math or science						0.0%
. Activities you wish you could do more of: (A) Sports and games						24.1%
. Activities you wish you could do more of: (A) Technology (video, photography, etc.)						13.8%
. Activities you wish you could do more of: (A) Service-learning projects						13.8%
24. In how many after school service-learning projects did you participate this year? (A) 0, (B) 1, (C) 2, (D) 3, (E) 4, (F) 5+	53.6%	17.9%	14.3%	7.1%	3.6%	3.6%
25. I feel close to this number of adults in the ASP: (A) 0, (B) 1, (C) 2, (D) 3, (E) 4, (F) 5+	35.7%	14.3%	32.1%	7.1%	7.1%	3.6%
26. I feel close to this number of students in the ASP: (A) 0, (B) 1, (C) 2, (D) 3, (E) 4, (F) 5+	39.3%	10.7%	7.1%	17.9%	3.6%	21.4%

Background Information

A. My gender: (A) Female, (B) Male, (C) Other	48.3%	51.7%	0.0%		
B. Number of years I have attended this ASP: (A) 1, (B) 2, (C) 3, (D) 4, (E) 5 or more	47.8%	34.8%	13.0%	0.0%	4.3%
C. Number of days a week I attend this ASP: (A) 1, (B) 2, (C) 3, (D) 4, (E) 5	52.2%	8.7%	4.3%	13.0%	21.7%
D. Why are you going to this ASP? (A) My parents want me to go.	10.3%				
. Why are you going to this ASP? (A) I do not want to go home and be alone.	17.2%				
. Why are you going to this ASP? (A) My friends go here.	27.6%				
. Why are you going to this ASP? (A) There are interesting things to do here.	24.1%				
. Why are you going to this ASP? (A) The school suggested I go.	3.4%				
. Why are you going to this ASP? (A) It is a safe place to be after school.	3.4%				
. Why are you going to this ASP? (A) To get help with my school work.	34.5%				
. Why are you going to this ASP? (A) I attended this after school program last year.	6.9%				
. Why are you going to this ASP? (A) Other or don't know.	27.6%				



SFUSD ASP Grades 7 & 10 Student Satisfaction Survey 2011

Downtown HS Summary Report

Total 31 Respondents

RESPONSE PERCENT					MEAN
Strongly Agree	Agree	Disagree	Strongly Disagree	Don't Know	
- 4 -	- 3 -	- 2 -	- 1 -		

Questions

Access and Equity

1. The after school staff cares about the success of all the students in my after school program.	45.2%	48.4%	3.2%	3.2%	0.0%	3.35
2. The students in my after school prgm are respectful of students who are different from them.	32.3%	54.8%	0.0%	3.2%	9.7%	3.29
3. My after school program values my home language and culture.	32.3%	51.6%	6.5%	3.2%	6.5%	3.21
4. The after school staff connects what I am learning to life outside of school.	30.0%	50.0%	6.7%	3.3%	10.0%	3.19
5. I am able to complete and get help with my homework in my after school program.	27.6%	69.0%	0.0%	3.4%	0.0%	3.21
6. I am given enough opportunities to help develop and lead activities in my program.	22.6%	58.1%	3.2%	3.2%	12.9%	3.15
7. There are enough materials to run the activities in my after school program.	17.2%	69.0%	0.0%	3.4%	10.3%	3.12
8. The after school program is a positive and safe place for learning.	32.3%	51.6%	3.2%	3.2%	9.7%	3.25
9. I feel safer in the after school program than during the regular school day.	27.6%	31.0%	20.7%	3.4%	17.2%	3.00

Student Achievement

10. The after school staff makes clear what they expect from me.	53.3%	40.0%	3.3%	3.3%	0.0%	3.43
11. The activities I participate in are engaging and challenging.	30.0%	43.3%	10.0%	3.3%	13.3%	3.15
12. The after school staff makes learning meaningful and joyful.	33.3%	60.0%	3.3%	0.0%	3.3%	3.31
13. My after school program includes daily activities that are fun and different from school.	40.0%	50.0%	3.3%	3.3%	3.3%	3.31
14. Participating in the after school program helps me do better during the regular school day.	32.1%	57.1%	7.1%	0.0%	3.6%	3.26
15. The after school staff uses computers and other technology to help me learn.	33.3%	60.0%	0.0%	3.3%	3.3%	3.28
16. I get to attend the activities in my after school that I am most interested in.	36.7%	50.0%	6.7%	0.0%	6.7%	3.32
17. I often see my after school staff at school during the regular school day.	53.3%	43.3%	3.3%	0.0%	0.0%	3.50

Accountability

18. I have somebody at home who cares about me and supports me in my learning.	67.7%	32.3%	0.0%	0.0%	0.0%	3.68
19. The after school staff treats me and all other students with respect.	54.8%	38.7%	0.0%	3.2%	3.2%	3.50
20. I like my after school program and would recommend it to others.	41.9%	54.8%	0.0%	0.0%	3.2%	3.43
21. I believe that the after school staff is knowledgeable, competent, and well prepared.	48.4%	48.4%	0.0%	0.0%	3.2%	3.50

RESPONSE PERCENT

	-A-	-B-	-C-	-D-	-E-	-F-
22. Favorite activities: (A) Homework	51.6%					
. Favorite activities: (A) Arts activities (music, dance, art, etc.)	48.4%					
. Favorite activities: (A) Reading activities	16.1%					
. Favorite activities: (A) Writing activities	16.1%					
. Favorite activities: (A) Life skills (cooking, bike shop, etc.)	16.1%					
. Favorite activities: (A) Math or science	3.2%					
. Favorite activities: (A) Sports and games	41.9%					
. Favorite activities: (A) Technology (video, photography, etc.)	35.5%					
. Favorite activities: (A) Service-learning projects	6.5%					
23. Activities you wish you could do more of: (A) Homework	22.6%					
. Activities you wish you could do more of: (A) Arts activities (music, dance, art)	32.3%					
. Activities you wish you could do more of: (A) Reading activities	3.2%					
. Activities you wish you could do more of: (A) Writing activities	6.5%					
. Activities you wish you could do more of: (A) Life skills (cooking, bike shop, etc.)	32.3%					
. Activities you wish you could do more of: (A) Math or science	6.5%					
. Activities you wish you could do more of: (A) Sports and games	19.4%					
. Activities you wish you could do more of: (A) Technology (video, photography, etc.)	32.3%					
. Activities you wish you could do more of: (A) Service-learning projects	12.9%					
24. In how many after school service-learning projects did you participate this year? (A) 0, (B) 1, (C) 2, (D) 3, (E) 4, (F) 5+	31.0%	31.0%	27.6%	6.9%	3.4%	0.0%
25. I feel close to this number of adults in the ASP: (A) 0, (B) 1, (C) 2, (D) 3, (E) 4, (F) 5+	6.9%	10.3%	20.7%	20.7%	20.7%	20.7%
26. I feel close to this number of students in the ASP: (A) 0, (B) 1, (C) 2, (D) 3, (E) 4, (F) 5+	6.9%	0.0%	27.6%	10.3%	17.2%	37.9%

Background Information

A. My gender: (A) Female, (B) Male, (C) Other	62.1%	31.0%	6.9%		
B. Number of years I have attended this ASP: (A) 1, (B) 2, (C) 3, (D) 4, (E) 5 or more	72.4%	17.2%	3.4%	0.0%	6.9%
C. Number of days a week I attend this ASP: (A) 1, (B) 2, (C) 3, (D) 4, (E) 5	3.8%	11.5%	30.8%	7.7%	46.2%
D. Why are you going to this ASP? (A) My parents want me to go.	19.4%				
. Why are you going to this ASP? (A) I do not want to go home and be alone.	16.1%				
. Why are you going to this ASP? (A) My friends go here.	22.6%				
. Why are you going to this ASP? (A) There are interesting things to do here.	51.6%				
. Why are you going to this ASP? (A) The school suggested I go.	32.3%				
. Why are you going to this ASP? (A) It is a safe place to be after school.	19.4%				
. Why are you going to this ASP? (A) To get help with my school work.	48.4%				
. Why are you going to this ASP? (A) I attended this after school program last year.	6.5%				
. Why are you going to this ASP? (A) Other or don't know.	9.7%				



SFUSD ASP Grades 7 & 10 Student Satisfaction Survey 2011

Wallenberg HS Summary Report

Total 46 Respondents

RESPONSE PERCENT					MEAN
Strongly Agree - 4 -	Agree - 3 -	Disagree - 2 -	Strongly Disagree - 1 -	Don't Know	

Questions

Access and Equity

1. The after school staff cares about the success of all the students in my after school program.	37.0%	56.5%	0.0%	4.3%	2.2%	3.29
2. The students in my after school prgm are respectful of students who are different from them.	34.8%	58.7%	4.3%	0.0%	2.2%	3.31
3. My after school program values my home language and culture.	17.4%	67.4%	8.7%	2.2%	4.3%	3.05
4. The after school staff connects what I am learning to life outside of school.	29.5%	61.4%	6.8%	0.0%	2.3%	3.23
5. I am able to complete and get help with my homework in my after school program.	26.1%	58.7%	6.5%	4.3%	4.3%	3.11
6. I am given enough opportunities to help develop and lead activities in my program.	17.8%	64.4%	13.3%	2.2%	2.2%	3.00
7. There are enough materials to run the activities in my after school program.	46.7%	40.0%	8.9%	0.0%	4.4%	3.40
8. The after school program is a positive and safe place for learning.	45.7%	45.7%	6.5%	0.0%	2.2%	3.40
9. I feel safer in the after school program than during the regular school day.	32.6%	60.9%	2.2%	0.0%	4.3%	3.32

Student Achievement

10. The after school staff makes clear what they expect from me.	31.1%	60.0%	4.4%	0.0%	4.4%	3.28
11. The activities I participate in are engaging and challenging.	17.4%	71.7%	8.7%	0.0%	2.2%	3.09
12. The after school staff makes learning meaningful and joyful.	30.4%	56.5%	10.9%	0.0%	2.2%	3.20
13. My after school program includes daily activities that are fun and different from school.	26.1%	63.0%	6.5%	2.2%	2.2%	3.16
14. Participating in the after school program helps me do better during the regular school day.	25.0%	61.4%	9.1%	2.3%	2.3%	3.12
15. The after school staff uses computers and other technology to help me learn.	33.3%	51.1%	8.9%	4.4%	2.2%	3.16
16. I get to attend the activities in my after school that I am most interested in.	30.4%	56.5%	8.7%	0.0%	4.3%	3.23
17. I often see my after school staff at school during the regular school day.	25.0%	72.7%	2.3%	0.0%	0.0%	3.23

Accountability

18. I have somebody at home who cares about me and supports me in my learning.	50.0%	41.3%	4.3%	2.2%	2.2%	3.42
19. The after school staff treats me and all other students with respect.	17.8%	77.8%	2.2%	0.0%	2.2%	3.16
20. I like my after school program and would recommend it to others.	24.4%	66.7%	2.2%	4.4%	2.2%	3.14
21. I believe that the after school staff is knowledgeable, competent, and well prepared.	37.8%	55.6%	4.4%	0.0%	2.2%	3.34

RESPONSE PERCENT

	-A-	-B-	-C-	-D-	-E-	-F-
22. Favorite activities: (A) Homework	32.6%					
. Favorite activities: (A) Arts activities (music, dance, art, etc.)	26.1%					
. Favorite activities: (A) Reading activities	17.4%					
. Favorite activities: (A) Writing activities	15.2%					
. Favorite activities: (A) Life skills (cooking, bike shop, etc.)	30.4%					
. Favorite activities: (A) Math or science	15.2%					
. Favorite activities: (A) Sports and games	23.9%					
. Favorite activities: (A) Technology (video, photography, etc.)	23.9%					
. Favorite activities: (A) Service-learning projects	8.7%					
23. Activities you wish you could do more of: (A) Homework	17.4%					
. Activities you wish you could do more of: (A) Arts activities (music, dance, art)	39.1%					
. Activities you wish you could do more of: (A) Reading activities	13.0%					
. Activities you wish you could do more of: (A) Writing activities	8.7%					
. Activities you wish you could do more of: (A) Life skills (cooking, bike shop, etc.)	28.3%					
. Activities you wish you could do more of: (A) Math or science	6.5%					
. Activities you wish you could do more of: (A) Sports and games	19.6%					
. Activities you wish you could do more of: (A) Technology (video, photography, etc.)	23.9%					
. Activities you wish you could do more of: (A) Service-learning projects	8.7%					
24. In how many after school service-learning projects did you participate this year? (A) 0, (B) 1, (C) 2, (D) 3, (E) 4, (F) 5+	17.8%	33.3%	22.2%	24.4%	0.0%	2.2%
25. I feel close to this number of adults in the ASP: (A) 0, (B) 1, (C) 2, (D) 3, (E) 4, (F) 5+	6.8%	29.5%	40.9%	13.6%	6.8%	2.3%
26. I feel close to this number of students in the ASP: (A) 0, (B) 1, (C) 2, (D) 3, (E) 4, (F) 5+	4.7%	9.3%	55.8%	11.6%	7.0%	11.6%

Background Information

A. My gender: (A) Female, (B) Male, (C) Other	22.2%	53.3%	24.4%		
B. Number of years I have attended this ASP: (A) 1, (B) 2, (C) 3, (D) 4, (E) 5 or more	34.9%	55.8%	2.3%	2.3%	4.7%
C. Number of days a week I attend this ASP: (A) 1, (B) 2, (C) 3, (D) 4, (E) 5	22.9%	22.9%	25.7%	14.3%	14.3%
D. Why are you going to this ASP? (A) My parents want me to go.	17.4%				
. Why are you going to this ASP? (A) I do not want to go home and be alone.	32.6%				
. Why are you going to this ASP? (A) My friends go here.	23.9%				
. Why are you going to this ASP? (A) There are interesting things to do here.	21.7%				
. Why are you going to this ASP? (A) The school suggested I go.	15.2%				
. Why are you going to this ASP? (A) It is a safe place to be after school.	15.2%				
. Why are you going to this ASP? (A) To get help with my school work.	15.2%				
. Why are you going to this ASP? (A) I attended this after school program last year.	13.0%				
. Why are you going to this ASP? (A) Other or don't know.	4.3%				



SFUSD ASP Grades 7 & 10 Student Satisfaction Survey 2011

Wells HS Summary Report

Total 13 Respondents

RESPONSE PERCENT					MEAN
Strongly Agree	Agree	Disagree	Strongly Disagree	Don't Know	
- 4 -	- 3 -	- 2 -	- 1 -		

Questions

Access and Equity

1. The after school staff cares about the success of all the students in my after school program.	76.9%	15.4%	0.0%	0.0%	7.7%	3.83
2. The students in my after school prgm are respectful of students who are different from them.	38.5%	61.5%	0.0%	0.0%	0.0%	3.38
3. My after school program values my home language and culture.	69.2%	15.4%	0.0%	0.0%	15.4%	3.82
4. The after school staff connects what I am learning to life outside of school.	53.8%	46.2%	0.0%	0.0%	0.0%	3.54
5. I am able to complete and get help with my homework in my after school program.	76.9%	23.1%	0.0%	0.0%	0.0%	3.77
6. I am given enough opportunities to help develop and lead activities in my program.	61.5%	30.8%	7.7%	0.0%	0.0%	3.54
7. There are enough materials to run the activities in my after school program.	53.8%	38.5%	0.0%	0.0%	7.7%	3.58
8. The after school program is a positive and safe place for learning.	76.9%	23.1%	0.0%	0.0%	0.0%	3.77
9. I feel safer in the after school program than during the regular school day.	46.2%	38.5%	0.0%	0.0%	15.4%	3.55

Student Achievement

10. The after school staff makes clear what they expect from me.	53.8%	38.5%	0.0%	0.0%	7.7%	3.58
11. The activities I participate in are engaging and challenging.	30.8%	61.5%	0.0%	0.0%	7.7%	3.33
12. The after school staff makes learning meaningful and joyful.	50.0%	41.7%	0.0%	0.0%	8.3%	3.55
13. My after school program includes daily activities that are fun and different from school.	69.2%	30.8%	0.0%	0.0%	0.0%	3.69
14. Participating in the after school program helps me do better during the regular school day.	61.5%	30.8%	0.0%	0.0%	7.7%	3.67
15. The after school staff uses computers and other technology to help me learn.	69.2%	30.8%	0.0%	0.0%	0.0%	3.69
16. I get to attend the activities in my after school that I am most interested in.	53.8%	46.2%	0.0%	0.0%	0.0%	3.54
17. I often see my after school staff at school during the regular school day.	46.2%	53.8%	0.0%	0.0%	0.0%	3.46

Accountability

18. I have somebody at home who cares about me and supports me in my learning.	53.8%	23.1%	0.0%	7.7%	15.4%	3.45
19. The after school staff treats me and all other students with respect.	76.9%	23.1%	0.0%	0.0%	0.0%	3.77
20. I like my after school program and would recommend it to others.	76.9%	23.1%	0.0%	0.0%	0.0%	3.77
21. I believe that the after school staff is knowledgeable, competent, and well prepared.	69.2%	30.8%	0.0%	0.0%	0.0%	3.69

RESPONSE PERCENT

	-A-	-B-	-C-	-D-	-E-	-F-
22. Favorite activities: (A) Homework	46.2%					
. Favorite activities: (A) Arts activities (music, dance, art, etc.)	46.2%					
. Favorite activities: (A) Reading activities	0.0%					
. Favorite activities: (A) Writing activities	0.0%					
. Favorite activities: (A) Life skills (cooking, bike shop, etc.)	23.1%					
. Favorite activities: (A) Math or science	15.4%					
. Favorite activities: (A) Sports and games	69.2%					
. Favorite activities: (A) Technology (video, photography, etc.)	23.1%					
. Favorite activities: (A) Service-learning projects	7.7%					
23. Activities you wish you could do more of: (A) Homework	15.4%					
. Activities you wish you could do more of: (A) Arts activities (music, dance, art)	53.8%					
. Activities you wish you could do more of: (A) Reading activities	0.0%					
. Activities you wish you could do more of: (A) Writing activities	0.0%					
. Activities you wish you could do more of: (A) Life skills (cooking, bike shop, etc.)	15.4%					
. Activities you wish you could do more of: (A) Math or science	7.7%					
. Activities you wish you could do more of: (A) Sports and games	46.2%					
. Activities you wish you could do more of: (A) Technology (video, photography, etc.)	23.1%					
. Activities you wish you could do more of: (A) Service-learning projects	0.0%					
24. In how many after school service-learning projects did you participate this year? (A) 0, (B) 1, (C) 2, (D) 3, (E) 4, (F) 5+	8.3%	8.3%	33.3%	16.7%	0.0%	33.3%
25. I feel close to this number of adults in the ASP: (A) 0, (B) 1, (C) 2, (D) 3, (E) 4, (F) 5+	0.0%	23.1%	0.0%	30.8%	23.1%	23.1%
26. I feel close to this number of students in the ASP: (A) 0, (B) 1, (C) 2, (D) 3, (E) 4, (F) 5+	0.0%	23.1%	7.7%	7.7%	15.4%	46.2%

Background Information

A. My gender: (A) Female, (B) Male, (C) Other	41.7%	50.0%	8.3%		
B. Number of years I have attended this ASP: (A) 1, (B) 2, (C) 3, (D) 4, (E) 5 or more	76.9%	23.1%	0.0%	0.0%	0.0%
C. Number of days a week I attend this ASP: (A) 1, (B) 2, (C) 3, (D) 4, (E) 5	8.3%	0.0%	0.0%	25.0%	66.7%
D. Why are you going to this ASP? (A) My parents want me to go.	7.7%				
. Why are you going to this ASP? (A) I do not want to go home and be alone.	23.1%				
. Why are you going to this ASP? (A) My friends go here.	38.5%				
. Why are you going to this ASP? (A) There are interesting things to do here.	53.8%				
. Why are you going to this ASP? (A) The school suggested I go.	23.1%				
. Why are you going to this ASP? (A) It is a safe place to be after school.	38.5%				
. Why are you going to this ASP? (A) To get help with my school work.	61.5%				
. Why are you going to this ASP? (A) I attended this after school program last year.	0.0%				
. Why are you going to this ASP? (A) Other or don't know.	7.7%				