

School Health Programs Department



SFUSD After School Programs Spring 2009


Surveys

Staff

Grade 4

Grade 7

Grade 10



SFUSD After School Programs Spring 2009

Staff Survey

SFUSD After School Staff Satisfaction Survey 2009

The purpose of this **voluntary** and **anonymous** survey is to obtain feedback from you on how our after school programs are doing in keeping our promises to our students and families—as described in our district’s strategic plan. The results of your survey will be reported by the District’s Research, Planning and Accountability Department next fall. Please include your own sheet of paper to write any additional comment you may have. Thank you.

Please use a pencil or a black ink pen to fill in a circle for each item like this: ● Not like this: ✗


Background Information

My Gender: Female Male

I have worked for ExCEL for: 1 year or less 2 years 3 years 4 years 5 years or more

My Primary Position: Site coordinator Program leader Other Lead teacher

Access and Equity		Strongly Agree	Agree	Disagree	Strongly Disagree	Don't Know
1.	After school staff defines and contributes to the after school program’s vision and core values, as described in its Balanced Scorecard.	<input type="radio"/>	<input type="radio"/>	<input type="radio"/>	<input type="radio"/>	<input type="radio"/>
2.	After school staff in my program believes that their efforts make a difference in their students' learning. (Self Efficacy)	<input type="radio"/>	<input type="radio"/>	<input type="radio"/>	<input type="radio"/>	<input type="radio"/>
3.	After school staff values and builds on our students’ languages, cultures, and lived experiences. (Culturally and Linguistically Responsive Pedagogy)	<input type="radio"/>	<input type="radio"/>	<input type="radio"/>	<input type="radio"/>	<input type="radio"/>
4.	Students in this after school program have a meaningful and caring relationship with at least one adult advocate.	<input type="radio"/>	<input type="radio"/>	<input type="radio"/>	<input type="radio"/>	<input type="radio"/>
5.	Students in my after school program perceive staff as supportive of their academic and social advancement.	<input type="radio"/>	<input type="radio"/>	<input type="radio"/>	<input type="radio"/>	<input type="radio"/>
6.	After school staff has sufficient materials to run their activities, including books and audio/visual equipment.	<input type="radio"/>	<input type="radio"/>	<input type="radio"/>	<input type="radio"/>	<input type="radio"/>
7.	My after school program is a safe place for teaching and learning.	<input type="radio"/>	<input type="radio"/>	<input type="radio"/>	<input type="radio"/>	<input type="radio"/>
Student Achievement		Strongly Agree	Agree	Disagree	Strongly Disagree	Don't Know
8.	Expectations in the after school program are clear for students, staff, and families.	<input type="radio"/>	<input type="radio"/>	<input type="radio"/>	<input type="radio"/>	<input type="radio"/>
9.	Professional development for staff is ongoing, research based, and clearly related to the school’s Balanced Scorecard.	<input type="radio"/>	<input type="radio"/>	<input type="radio"/>	<input type="radio"/>	<input type="radio"/>
10.	Our program offers high quality after school activities.	<input type="radio"/>	<input type="radio"/>	<input type="radio"/>	<input type="radio"/>	<input type="radio"/>
11.	The school provides opportunities for students to participate in community service projects.	<input type="radio"/>	<input type="radio"/>	<input type="radio"/>	<input type="radio"/>	<input type="radio"/>
12.	Staff in this after school program uses educational technology to enhance and promote the technological fluency of our students.	<input type="radio"/>	<input type="radio"/>	<input type="radio"/>	<input type="radio"/>	<input type="radio"/>
Accountability		Strongly Agree	Agree	Disagree	Strongly Disagree	Don't Know
13.	ExCEL values me as an employee.	<input type="radio"/>	<input type="radio"/>	<input type="radio"/>	<input type="radio"/>	<input type="radio"/>
14.	Families and the community feel welcomed and connected to the culture of the after school program.	<input type="radio"/>	<input type="radio"/>	<input type="radio"/>	<input type="radio"/>	<input type="radio"/>
15.	My after school program provides me with the support I need to improve my professional practice.	<input type="radio"/>	<input type="radio"/>	<input type="radio"/>	<input type="radio"/>	<input type="radio"/>
16.	I believe that my after school program’s strategic plan will achieve its goals and objectives.	<input type="radio"/>	<input type="radio"/>	<input type="radio"/>	<input type="radio"/>	<input type="radio"/>
17.	I would place my child in this after school program.	<input type="radio"/>	<input type="radio"/>	<input type="radio"/>	<input type="radio"/>	<input type="radio"/>
18.	Overall, I am satisfied with my job at ExCEL.	<input type="radio"/>	<input type="radio"/>	<input type="radio"/>	<input type="radio"/>	<input type="radio"/>



SFUSD ASP School Staff Satisfaction Survey 2009 Districtwide Summary Report

Total 300 Respondents

RESPONSE PERCENT				
Strongly Agree - 4 -	Agree - 3 -	Disagree - 2 -	Strongly Disagree - 1 -	Don't Know

Questions

Access and Equity

1. After school staff defines and contributes to the after school program's vision and core values, as described in its Balanced Scorecard.	42.6%	47.3%	2.7%	0.0%	7.4%	3.43
2. After school staff in my program believes that their efforts make a difference in their students' learning. (Self Efficacy)	59.4%	39.3%	0.3%	0.0%	1.0%	3.60
3. After school staff values and builds on our students' languages, cultures, and lived experiences. (Culturally and Linguistically Responsive Pedagogy)	49.3%	44.6%	4.4%	0.0%	1.7%	3.46
4. Students in this after school program have a meaningful and caring relationship with at least one adult advocate.	63.5%	34.8%	0.0%	0.3%	1.3%	3.64
5. Students in my after school program perceive staff as supportive of their academic and social advancement.	58.3%	38.3%	2.7%	0.0%	0.7%	3.56
6. After school staff has sufficient materials to run their activities, including books and audio/visual equipment.	28.7%	51.0%	16.3%	3.0%	1.0%	3.06
7. My after school program is a safe place for teaching and learning.	64.6%	34.0%	1.0%	0.3%	0.0%	3.63

Student Achievement


8. Expectations in the after school program are clear for students, staff, and families.	45.8%	46.2%	6.7%	0.7%	0.7%	3.38
9. Professional development for staff is ongoing, research based, and clearly related to the school's Balanced Scorecard.	28.0%	49.1%	10.9%	1.4%	10.6%	3.16
10. Our program offers high quality after school activities.	46.5%	45.8%	7.4%	0.0%	0.3%	3.39
11. The school provides opportunities for students to participate in community service projects.	29.2%	44.4%	13.2%	1.4%	11.9%	3.15
12. Staff in this after school program uses educational technology to enhance and promote the technological fluency of our students.	23.8%	50.3%	17.8%	3.0%	5.0%	3.00

Accountability

13. ExCEL values me as an employee.	36.8%	44.3%	5.1%	3.0%	10.8%	3.29
14. Families and the community feel welcomed and connected to the culture of the after school program.	46.5%	42.8%	5.7%	1.0%	4.0%	3.40
15. My after school program provides me with the support I need to improve my professional practice.	41.0%	45.8%	8.8%	1.4%	3.1%	3.30
16. I believe that my after school program's strategic plan will achieve its goals and objectives.	41.8%	47.8%	4.7%	0.3%	5.4%	3.38
17. I would place my child in this after school program.	52.4%	36.8%	3.7%	2.4%	4.7%	3.46
18. Overall, I am satisfied with my job at ExCEL.	48.5%	47.5%	2.7%	1.0%	0.3%	3.44

Background Information

	-A-	-B-	-C-	-D-	-E-
--. My Gender: A) Female, B) Male	61.0%	39.0%			
--. I have worked for ExCEL for: A) 1 yr or less, B) 2 yrs, C) 3 yrs, D) 4 yrs, E) 5 yrs or more	52.2%	22.5%	13.0%	4.8%	7.5%
--. My Primary Position: A) Site coordinator, B) Program leader, C) Other, D) Lead teacher	11.4%	56.5%	25.5%	6.6%	



SFUSD After School Programs Spring 2009

Grade 4 Survey

SFUSD After School Satisfaction Survey 2009

Grade 4

We want to know what YOU think about your after school program. This survey is **confidential**. No one at your school will ever see your answers. This is not a test and there are no wrong answers. You do not have to answer any question you do not wish to answer, but we hope you will answer as many questions as you can.

School Number
000
[School Name]

Please fill in a circle for each item using a pencil or a black ink pen like this: ● Not like this:



Please include any additional comments you may have about your after school program on a separate sheet of paper.

Background information

My gender: Female Male

Number of years I have attended this after school program 1 2 3 4 5 or more

Number of days a week I attend this after school program 1 2 3 4 5

Why are you going to this after school program? (Check all that apply.)

- | | |
|--|--|
| <input type="radio"/> My parents want me to go. | <input type="radio"/> I do not want to go home and be alone. |
| <input type="radio"/> My friends go here. | <input type="radio"/> There are interesting things to do here. |
| <input type="radio"/> The school suggested I go. | <input type="radio"/> It is a safe place to be after school. |
| <input type="radio"/> To get help with my school work. | <input type="radio"/> I attended this after school program last year. <input type="radio"/> Other or don't know. |

Access and Equity	Strongly Agree	Agree	Disagree	Strongly Disagree	Don't Know
1. The people who work in my after school program care about all the students in the program.	<input type="radio"/>	<input type="radio"/>	<input type="radio"/>	<input type="radio"/>	<input type="radio"/>
2. The students in my after school program treat each other with respect.	<input type="radio"/>	<input type="radio"/>	<input type="radio"/>	<input type="radio"/>	<input type="radio"/>
3. My home language and culture are welcomed in my after school program.	<input type="radio"/>	<input type="radio"/>	<input type="radio"/>	<input type="radio"/>	<input type="radio"/>
4. I get the help I need to complete my homework in after school.	<input type="radio"/>	<input type="radio"/>	<input type="radio"/>	<input type="radio"/>	<input type="radio"/>
5. My after school program is a positive and safe place for learning.	<input type="radio"/>	<input type="radio"/>	<input type="radio"/>	<input type="radio"/>	<input type="radio"/>
6. I feel safer in my after school program than during the regular school day.	<input type="radio"/>	<input type="radio"/>	<input type="radio"/>	<input type="radio"/>	<input type="radio"/>
Student Achievement	Strongly Agree	Agree	Disagree	Strongly Disagree	Don't Know
7. The people who work in my after school program make clear what they expect from me.	<input type="radio"/>	<input type="radio"/>	<input type="radio"/>	<input type="radio"/>	<input type="radio"/>
8. The after school activities I participate in are interesting and fun.	<input type="radio"/>	<input type="radio"/>	<input type="radio"/>	<input type="radio"/>	<input type="radio"/>
9. The after school staff uses computers and other technology to help me learn.	<input type="radio"/>	<input type="radio"/>	<input type="radio"/>	<input type="radio"/>	<input type="radio"/>
10. I often see my after school staff at school during the regular school day.	<input type="radio"/>	<input type="radio"/>	<input type="radio"/>	<input type="radio"/>	<input type="radio"/>
Accountability	Strongly Agree	Agree	Disagree	Strongly Disagree	Don't Know
11. I have somebody at home who cares about me and helps me in my learning.	<input type="radio"/>	<input type="radio"/>	<input type="radio"/>	<input type="radio"/>	<input type="radio"/>
12. The after school staff treats me and all other students with respect.	<input type="radio"/>	<input type="radio"/>	<input type="radio"/>	<input type="radio"/>	<input type="radio"/>
13. I like my after school program and would recommend it to other students.	<input type="radio"/>	<input type="radio"/>	<input type="radio"/>	<input type="radio"/>	<input type="radio"/>
14. The people who work in after school are knowledgeable and well prepared.	<input type="radio"/>	<input type="radio"/>	<input type="radio"/>	<input type="radio"/>	<input type="radio"/>

15. Which are your favorite activities in the after school program? (Please check your top three choices.)

- | | | |
|--|---|--|
| <input type="radio"/> Homework | <input type="radio"/> Arts activities (music, dance, art, etc.) | <input type="radio"/> Reading activities |
| <input type="radio"/> Writing activities | <input type="radio"/> Life skills (cooking, bike shop, etc.) | <input type="radio"/> Math or science |
| <input type="radio"/> Sports and games | <input type="radio"/> Technology (video, photography, etc.) | |


16. Which activities do you wish you could do more of? (Check all that apply)

- | | | |
|--|--|--|
| <input type="radio"/> Homework | <input type="radio"/> Arts activities (music, dance, art) | <input type="radio"/> Reading activities |
| <input type="radio"/> Writing activities | <input type="radio"/> Life skills (cooking, bike shop, etc.) | <input type="radio"/> Math or science |
| <input type="radio"/> Sports and games | <input type="radio"/> Technology (video, photography, etc.) | |

17. I feel close to this number of adults in the after school program: 0 1 2 3 4 5+

18. I feel close to this number of students in the after school program: 0 1 2 3 4 5+

Thank you for completing this survey!



SFUSD ASP Grade 4 Student Satisfaction Survey 2009 Districtwide Summary Report

Total 635 Respondents

RESPONSE PERCENT				
Strongly Agree	Agree	Disagree	Strongly Disagree	Don't Know
- 4 -	- 3 -	- 2 -	- 1 -	

Questions

Access and Equity

1. The people who work in my after school program care about all the students in the program.	44.3%	41.3%	5.3%	1.9%	7.2%	3.38
2. The students in my after school program treat each other with respect.	16.4%	36.8%	25.2%	9.0%	12.5%	2.69
3. My home language and culture are welcomed in my after school program.	46.3%	29.4%	5.9%	4.2%	14.1%	3.37
4. I get the help I need to complete my homework in after school.	51.4%	38.3%	4.8%	1.4%	4.1%	3.46
5. My after school program is a positive and safe place for learning.	47.1%	38.8%	4.0%	2.2%	7.9%	3.42
6. I feel safer in my after school program than during the regular school day.	19.0%	28.1%	19.7%	7.6%	25.6%	2.79

Student Achievement

7. The people who work in my after school program make clear what they expect from me.	36.7%	43.4%	5.7%	2.4%	11.8%	3.30
8. The after school activities I participate in are interesting and fun.	42.4%	39.3%	7.3%	4.3%	6.7%	3.28
9. The after school staff uses computers and other technology to help me learn.	14.9%	18.8%	23.7%	27.2%	15.4%	2.25
10. I often see my after school staff at school during the regular school day.	24.6%	41.5%	16.1%	8.0%	9.7%	2.92

Accountability


11. I have somebody at home who cares about me and helps me in my learning.	58.8%	28.3%	6.5%	2.7%	3.7%	3.49
12. The after school staff treats me and all other students with respect.	40.9%	42.1%	7.9%	3.2%	5.9%	3.28
13. I like my after school program and would recommend it to other students.	40.7%	35.5%	7.4%	4.7%	11.6%	3.27
14. The people who work in after school are knowledgeable and well prepared.	40.4%	36.4%	7.8%	2.1%	13.4%	3.33

RESPONSE PERCENT					
-A-	-B-	-C-	-D-	-E-	-F-

15. Favorite activities: (A) Homework	26.1%					
. Favorite activities: (A) Arts activities (music, dance, art, etc.)	45.4%					
. Favorite activities: (A) Reading activities	12.8%					
. Favorite activities: (A) Writing activities	6.1%					
. Favorite activities: (A) Life skills (cooking, bike shop, etc.)	43.6%					
. Favorite activities: (A) Math or science	18.9%					
. Favorite activities: (A) Sports and games	76.4%					
. Favorite activities: (A) Technology (video, photography, etc.)	32.8%					
16. Activities to do more: (A) Homework	23.8%					
. Activities to do more: (A) Arts activities (music, dance, art)	42.2%					
. Activities to do more: (A) Reading activities	13.5%					
. Activities to do more: (A) Writing activities	10.7%					
. Activities to do more: (A) Life skills (cooking, bike shop, etc.)	47.4%					
. Activities to do more: (A) Math or science	27.6%					
. Activities to do more: (A) Sports and games	65.2%					
. Activities to do more: (A) Technology (video, photography, etc.)	46.5%					
17. I feel close to this number of adults in the after school prgm: A) 0, B) 1, C) 2, D) 3, E) 4, F) 5+	7.2%	9.5%	15.8%	14.5%	11.1%	41.8%
18. I feel close to this number of students in the after sch prgm: A) 0, B) 1, C) 2, D) 3, E) 4, F) 5+	4.2%	3.7%	5.0%	10.9%	9.3%	66.9%

Background Information

--. My gender: A) Female, B) Male	48.6%	51.4%			
--. Number of yrs I have attended this after school program: A) 1, B) 2, C) 3, D) 4, E) 5 or more	25.4%	32.8%	23.1%	9.2%	9.5%
--. Number of days a week I attend this after school program: A) 1, B) 2, C) 3, D) 4, E) 5	0.7%	1.5%	4.5%	7.3%	86.0%
--. Why are you going to ASP: (A) My parents want me to go.	55.1%				
. Why are you going to ASP: (A) I do not want to go home and be alone.	12.4%				
. Why are you going to ASP: (A) My friends go here.	29.6%				
. Why are you going to ASP: (A) There are interesting things to do here.	34.5%				
. Why are you going to ASP: (A) The school suggested I go.	6.6%				
. Why are you going to ASP: (A) It is a safe place to be after school.	25.8%				
. Why are you going to ASP: (A) To get help with my school work.	41.7%				
. Why are you going to ASP: (A) I attended this after school program last year.	28.8%				
. Why are you going to ASP: (A) Other or don't know.	13.7%				



SFUSD ASP Grade 4 Student Satisfaction Survey 2009

Alvarado ES Summary Report

Total 19 Respondents

RESPONSE PERCENT					MEAN
Strongly Agree	Agree	Disagree	Strongly Disagree	Don't Know	
- 4 -	- 3 -	- 2 -	- 1 -		

Questions

Access and Equity

1. The people who work in my after school program care about all the students in the program.	78.9%	15.8%	0.0%	0.0%	5.3%	3.83
2. The students in my after school program treat each other with respect.	66.7%	16.7%	5.6%	0.0%	11.1%	3.69
3. My home language and culture are welcomed in my after school program.	73.7%	26.3%	0.0%	0.0%	0.0%	3.74
4. I get the help I need to complete my homework in after school.	68.4%	31.6%	0.0%	0.0%	0.0%	3.68
5. My after school program is a positive and safe place for learning.	68.4%	31.6%	0.0%	0.0%	0.0%	3.68
6. I feel safer in my after school program than during the regular school day.	57.9%	36.8%	0.0%	0.0%	5.3%	3.61

Student Achievement

7. The people who work in my after school program make clear what they expect from me.	57.9%	36.8%	0.0%	0.0%	5.3%	3.61
8. The after school activities I participate in are interesting and fun.	63.2%	36.8%	0.0%	0.0%	0.0%	3.63
9. The after school staff uses computers and other technology to help me learn.	47.4%	31.6%	10.5%	0.0%	10.5%	3.41
10. I often see my after school staff at school during the regular school day.	73.7%	26.3%	0.0%	0.0%	0.0%	3.74

Accountability

11. I have somebody at home who cares about me and helps me in my learning.	57.9%	26.3%	5.3%	0.0%	10.5%	3.59
12. The after school staff treats me and all other students with respect.	84.2%	15.8%	0.0%	0.0%	0.0%	3.84
13. I like my after school program and would recommend it to other students.	83.3%	11.1%	0.0%	0.0%	5.6%	3.88
14. The people who work in after school are knowledgeable and well prepared.	77.8%	22.2%	0.0%	0.0%	0.0%	3.78

RESPONSE PERCENT

-A-	-B-	-C-	-D-	-E-	-F-
-----	-----	-----	-----	-----	-----

15. Favorite activities: (A) Homework	42.1%					
. Favorite activities: (A) Arts activities (music, dance, art, etc.)	57.9%					
. Favorite activities: (A) Reading activities	0.0%					
. Favorite activities: (A) Writing activities	15.8%					
. Favorite activities: (A) Life skills (cooking, bike shop, etc.)	63.2%					
. Favorite activities: (A) Math or science	26.3%					
. Favorite activities: (A) Sports and games	94.7%					
. Favorite activities: (A) Technology (video, photography, etc.)	15.8%					
16. Activities to do more: (A) Homework	21.1%					
. Activities to do more: (A) Arts activities (music, dance, art)	57.9%					
. Activities to do more: (A) Reading activities	0.0%					
. Activities to do more: (A) Writing activities	5.3%					
. Activities to do more: (A) Life skills (cooking, bike shop, etc.)	52.6%					
. Activities to do more: (A) Math or science	10.5%					
. Activities to do more: (A) Sports and games	89.5%					
. Activities to do more: (A) Technology (video, photography, etc.)	21.1%					
17. I feel close to this number of adults in the after school prgm: A) 0, B) 1, C) 2, D) 3, E) 4, F) 5+	0.0%	5.3%	5.3%	0.0%	0.0%	89.5%
18. I feel close to this number of students in the after sch prgm: A) 0, B) 1, C) 2, D) 3, E) 4, F) 5+	0.0%	0.0%	0.0%	0.0%	5.3%	94.7%

Background Information

--. My gender: A) Female, B) Male	52.6%	47.4%				
--. Number of yrs I have attended this after school program: A) 1, B) 2, C) 3, D) 4, E) 5 or more	22.2%	11.1%	27.8%	27.8%	11.1%	
--. Number of days a week I attend this after school program: A) 1, B) 2, C) 3, D) 4, E) 5	0.0%	0.0%	5.6%	0.0%	94.4%	
--. Why are you going to ASP: (A) My parents want me to go.	15.8%					
. Why are you going to ASP: (A) I do not want to go home and be alone.	31.6%					
. Why are you going to ASP: (A) My friends go here.	26.3%					
. Why are you going to ASP: (A) There are interesting things to do here.	42.1%					
. Why are you going to ASP: (A) The school suggested I go.	52.6%					
. Why are you going to ASP: (A) It is a safe place to be after school.	47.4%					
. Why are you going to ASP: (A) To get help with my school work.	47.4%					
. Why are you going to ASP: (A) I attended this after school program last year.	5.3%					
. Why are you going to ASP: (A) Other or don't know.	5.3%					



SFUSD ASP Grade 4 Student Satisfaction Survey 2009

Argonne ES Summary Report

Total 12 Respondents

RESPONSE PERCENT

Strongly Agree	Agree	Disagree	Strongly Disagree	Don't Know	
- 4 -	- 3 -	- 2 -	- 1 -		

MEAN

Questions

Access and Equity

1. The people who work in my after school program care about all the students in the program.	58.3%	25.0%	0.0%	0.0%	16.7%	3.70
2. The students in my after school program treat each other with respect.	0.0%	41.7%	25.0%	0.0%	33.3%	2.63
3. My home language and culture are welcomed in my after school program.	33.3%	25.0%	8.3%	8.3%	25.0%	3.11
4. I get the help I need to complete my homework in after school.	66.7%	25.0%	0.0%	0.0%	8.3%	3.73
5. My after school program is a positive and safe place for learning.	75.0%	16.7%	0.0%	0.0%	8.3%	3.82
6. I feel safer in my after school program than during the regular school day.	33.3%	33.3%	8.3%	8.3%	16.7%	3.10

Student Achievement

7. The people who work in my after school program make clear what they expect from me.	45.5%	36.4%	9.1%	0.0%	9.1%	3.40
8. The after school activities I participate in are interesting and fun.	50.0%	41.7%	0.0%	0.0%	8.3%	3.55
9. The after school staff uses computers and other technology to help me learn.	16.7%	16.7%	0.0%	50.0%	16.7%	2.00
10. I often see my after school staff at school during the regular school day.	8.3%	58.3%	25.0%	0.0%	8.3%	2.82

Accountability

11. I have somebody at home who cares about me and helps me in my learning.	66.7%	16.7%	8.3%	8.3%	0.0%	3.42
12. The after school staff treats me and all other students with respect.	41.7%	50.0%	0.0%	0.0%	8.3%	3.45
13. I like my after school program and would recommend it to other students.	58.3%	25.0%	0.0%	0.0%	16.7%	3.70
14. The people who work in after school are knowledgeable and well prepared.	58.3%	25.0%	8.3%	0.0%	8.3%	3.55

RESPONSE PERCENT

	-A-	-B-	-C-	-D-	-E-	-F-
--	-----	-----	-----	-----	-----	-----

15. Favorite activities: (A) Homework	33.3%					
. Favorite activities: (A) Arts activities (music, dance, art, etc.)	33.3%					
. Favorite activities: (A) Reading activities	8.3%					
. Favorite activities: (A) Writing activities	0.0%					
. Favorite activities: (A) Life skills (cooking, bike shop, etc.)	50.0%					
. Favorite activities: (A) Math or science	16.7%					
. Favorite activities: (A) Sports and games	75.0%					
. Favorite activities: (A) Technology (video, photography, etc.)	58.3%					
16. Activities to do more: (A) Homework	8.3%					
. Activities to do more: (A) Arts activities (music, dance, art)	8.3%					
. Activities to do more: (A) Reading activities	8.3%					
. Activities to do more: (A) Writing activities	0.0%					
. Activities to do more: (A) Life skills (cooking, bike shop, etc.)	41.7%					
. Activities to do more: (A) Math or science	33.3%					
. Activities to do more: (A) Sports and games	83.3%					
. Activities to do more: (A) Technology (video, photography, etc.)	66.7%					
17. I feel close to this number of adults in the after school prgm: A) 0, B) 1, C) 2, D) 3, E) 4, F) 5+	9.1%	0.0%	9.1%	18.2%	18.2%	45.5%
18. I feel close to this number of students in the after sch prgm: A) 0, B) 1, C) 2, D) 3, E) 4, F) 5+	0.0%	16.7%	0.0%	8.3%	33.3%	41.7%

Background Information

--. My gender: A) Female, B) Male	41.7%	58.3%			
--. Number of yrs I have attended this after school program: A) 1, B) 2, C) 3, D) 4, E) 5 or more	16.7%	41.7%	8.3%	8.3%	25.0%
--. Number of days a week I attend this after school program: A) 1, B) 2, C) 3, D) 4, E) 5	0.0%	0.0%	0.0%	0.0%	100.0%
--. Why are you going to ASP: (A) My parents want me to go.	41.7%				
. Why are you going to ASP: (A) I do not want to go home and be alone.	33.3%				
. Why are you going to ASP: (A) My friends go here.	75.0%				
. Why are you going to ASP: (A) There are interesting things to do here.	33.3%				
. Why are you going to ASP: (A) The school suggested I go.	0.0%				
. Why are you going to ASP: (A) It is a safe place to be after school.	50.0%				
. Why are you going to ASP: (A) To get help with my school work.	33.3%				
. Why are you going to ASP: (A) I attended this after school program last year.	58.3%				
. Why are you going to ASP: (A) Other or don't know.	16.7%				



SFUSD ASP Grade 4 Student Satisfaction Survey 2009

Carver ES Summary Report

Total 10 Respondents

RESPONSE PERCENT				
Strongly Agree	Agree	Disagree	Strongly Disagree	Don't Know
- 4 -	- 3 -	- 2 -	- 1 -	

Questions

Access and Equity

	87.5%	0.0%	0.0%	0.0%	12.5%	4.00
1. The people who work in my after school program care about all the students in the program.						
2. The students in my after school program treat each other with respect.	20.0%	10.0%	30.0%	40.0%	0.0%	2.10
3. My home language and culture are welcomed in my after school program.	55.6%	33.3%	0.0%	0.0%	11.1%	3.63
4. I get the help I need to complete my homework in after school.	60.0%	40.0%	0.0%	0.0%	0.0%	3.60
5. My after school program is a positive and safe place for learning.	30.0%	50.0%	10.0%	10.0%	0.0%	3.00
6. I feel safer in my after school program than during the regular school day.	30.0%	20.0%	10.0%	10.0%	30.0%	3.00

Student Achievement

7. The people who work in my after school program make clear what they expect from me.	70.0%	10.0%	10.0%	0.0%	10.0%	3.67
8. The after school activities I participate in are interesting and fun.	20.0%	60.0%	10.0%	0.0%	10.0%	3.11
9. The after school staff uses computers and other technology to help me learn.	40.0%	30.0%	10.0%	20.0%	0.0%	2.90
10. I often see my after school staff at school during the regular school day.	40.0%	30.0%	20.0%	0.0%	10.0%	3.22

Accountability


11. I have somebody at home who cares about me and helps me in my learning.	50.0%	50.0%	0.0%	0.0%	0.0%	3.50
12. The after school staff treats me and all other students with respect.	20.0%	70.0%	10.0%	0.0%	0.0%	3.10
13. I like my after school program and would recommend it to other students.	55.6%	33.3%	0.0%	0.0%	11.1%	3.63
14. The people who work in after school are knowledgeable and well prepared.	50.0%	40.0%	0.0%	0.0%	10.0%	3.56

RESPONSE PERCENT

	-A-	-B-	-C-	-D-	-E-	-F-
15. Favorite activities: (A) Homework	20.0%					
. Favorite activities: (A) Arts activities (music, dance, art, etc.)	40.0%					
. Favorite activities: (A) Reading activities	20.0%					
. Favorite activities: (A) Writing activities	10.0%					
. Favorite activities: (A) Life skills (cooking, bike shop, etc.)	20.0%					
. Favorite activities: (A) Math or science	40.0%					
. Favorite activities: (A) Sports and games	60.0%					
. Favorite activities: (A) Technology (video, photography, etc.)	20.0%					
16. Activities to do more: (A) Homework	10.0%					
. Activities to do more: (A) Arts activities (music, dance, art)	40.0%					
. Activities to do more: (A) Reading activities	20.0%					
. Activities to do more: (A) Writing activities	0.0%					
. Activities to do more: (A) Life skills (cooking, bike shop, etc.)	40.0%					
. Activities to do more: (A) Math or science	40.0%					
. Activities to do more: (A) Sports and games	50.0%					
. Activities to do more: (A) Technology (video, photography, etc.)	20.0%					
17. I feel close to this number of adults in the after school prgm: A) 0, B) 1, C) 2, D) 3, E) 4, F) 5+	0.0%	10.0%	10.0%	0.0%	40.0%	40.0%
18. I feel close to this number of students in the after sch prgm: A) 0, B) 1, C) 2, D) 3, E) 4, F) 5+	0.0%	0.0%	10.0%	20.0%	10.0%	60.0%

Background Information

--. My gender: A) Female, B) Male	55.6%	44.4%			
--. Number of yrs I have attended this after school program: A) 1, B) 2, C) 3, D) 4, E) 5 or more	11.1%	33.3%	22.2%	0.0%	33.3%
--. Number of days a week I attend this after school program: A) 1, B) 2, C) 3, D) 4, E) 5	0.0%	0.0%	12.5%	0.0%	87.5%
--. Why are you going to ASP: (A) My parents want me to go.	60.0%				
. Why are you going to ASP: (A) I do not want to go home and be alone.	10.0%				
. Why are you going to ASP: (A) My friends go here.	10.0%				
. Why are you going to ASP: (A) There are interesting things to do here.	10.0%				
. Why are you going to ASP: (A) The school suggested I go.	0.0%				
. Why are you going to ASP: (A) It is a safe place to be after school.	20.0%				
. Why are you going to ASP: (A) To get help with my school work.	10.0%				
. Why are you going to ASP: (A) I attended this after school program last year.	10.0%				
. Why are you going to ASP: (A) Other or don't know.	10.0%				



SFUSD ASP Grade 4 Student Satisfaction Survey 2009

Chavez ES Summary Report

Total 10 Respondents

RESPONSE PERCENT				
Strongly Agree	Agree	Disagree	Strongly Disagree	Don't Know
- 4 -	- 3 -	- 2 -	- 1 -	

Questions

Access and Equity

	40.0%	30.0%	0.0%	10.0%	20.0%	
1. The people who work in my after school program care about all the students in the program.	40.0%	30.0%	0.0%	10.0%	20.0%	3.25
2. The students in my after school program treat each other with respect.	70.0%	10.0%	10.0%	10.0%	0.0%	3.40
3. My home language and culture are welcomed in my after school program.	70.0%	30.0%	0.0%	0.0%	0.0%	3.70
4. I get the help I need to complete my homework in after school.	40.0%	50.0%	10.0%	0.0%	0.0%	3.30
5. My after school program is a positive and safe place for learning.	50.0%	40.0%	0.0%	0.0%	10.0%	3.56
6. I feel safer in my after school program than during the regular school day.	40.0%	30.0%	20.0%	0.0%	10.0%	3.22

Student Achievement

7. The people who work in my after school program make clear what they expect from me.	60.0%	20.0%	10.0%	10.0%	0.0%	3.30
8. The after school activities I participate in are interesting and fun.	60.0%	30.0%	10.0%	0.0%	0.0%	3.50
9. The after school staff uses computers and other technology to help me learn.	30.0%	30.0%	40.0%	0.0%	0.0%	2.90
10. I often see my after school staff at school during the regular school day.	70.0%	30.0%	0.0%	0.0%	0.0%	3.70

Accountability

11. I have somebody at home who cares about me and helps me in my learning.	90.0%	10.0%	0.0%	0.0%	0.0%	3.90
12. The after school staff treats me and all other students with respect.	60.0%	20.0%	10.0%	0.0%	10.0%	3.56
13. I like my after school program and would recommend it to other students.	40.0%	40.0%	10.0%	0.0%	10.0%	3.33
14. The people who work in after school are knowledgeable and well prepared.	40.0%	40.0%	0.0%	0.0%	20.0%	3.50


RESPONSE PERCENT

	-A-	-B-	-C-	-D-	-E-	-F-
--	-----	-----	-----	-----	-----	-----

15. Favorite activities: (A) Homework	30.0%					
. Favorite activities: (A) Arts activities (music, dance, art, etc.)	60.0%					
. Favorite activities: (A) Reading activities	20.0%					
. Favorite activities: (A) Writing activities	0.0%					
. Favorite activities: (A) Life skills (cooking, bike shop, etc.)	30.0%					
. Favorite activities: (A) Math or science	20.0%					
. Favorite activities: (A) Sports and games	50.0%					
. Favorite activities: (A) Technology (video, photography, etc.)	30.0%					
16. Activities to do more: (A) Homework	20.0%					
. Activities to do more: (A) Arts activities (music, dance, art)	70.0%					
. Activities to do more: (A) Reading activities	10.0%					
. Activities to do more: (A) Writing activities	10.0%					
. Activities to do more: (A) Life skills (cooking, bike shop, etc.)	60.0%					
. Activities to do more: (A) Math or science	40.0%					
. Activities to do more: (A) Sports and games	50.0%					
. Activities to do more: (A) Technology (video, photography, etc.)	50.0%					
17. I feel close to this number of adults in the after school prgm: A) 0, B) 1, C) 2, D) 3, E) 4, F) 5+	20.0%	20.0%	0.0%	10.0%	0.0%	50.0%
18. I feel close to this number of students in the after sch prgm: A) 0, B) 1, C) 2, D) 3, E) 4, F) 5+	10.0%	0.0%	10.0%	20.0%	10.0%	50.0%

Background Information

--. My gender: A) Female, B) Male	33.3%	66.7%				
--. Number of yrs I have attended this after school program: A) 1, B) 2, C) 3, D) 4, E) 5 or more	10.0%	20.0%	40.0%	30.0%	0.0%	
--. Number of days a week I attend this after school program: A) 1, B) 2, C) 3, D) 4, E) 5	0.0%	37.5%	50.0%	0.0%	12.5%	
--. Why are you going to ASP: (A) My parents want me to go.	50.0%					
. Why are you going to ASP: (A) I do not want to go home and be alone.	20.0%					
. Why are you going to ASP: (A) My friends go here.	10.0%					
. Why are you going to ASP: (A) There are interesting things to do here.	50.0%					
. Why are you going to ASP: (A) The school suggested I go.	10.0%					
. Why are you going to ASP: (A) It is a safe place to be after school.	10.0%					
. Why are you going to ASP: (A) To get help with my school work.	30.0%					
. Why are you going to ASP: (A) I attended this after school program last year.	10.0%					
. Why are you going to ASP: (A) Other or don't know.	10.0%					



SFUSD ASP Grade 4 Student Satisfaction Survey 2009

Chin ES Summary Report

Total 16 Respondents

RESPONSE PERCENT				
Strongly Agree	Agree	Disagree	Strongly Disagree	Don't Know
- 4 -	- 3 -	- 2 -	- 1 -	

Questions

Access and Equity

1. The people who work in my after school program care about all the students in the program.	43.8%	50.0%	0.0%	0.0%	6.3%	3.47
2. The students in my after school program treat each other with respect.	0.0%	81.3%	6.3%	0.0%	12.5%	2.93
3. My home language and culture are welcomed in my after school program.	18.8%	62.5%	6.3%	0.0%	12.5%	3.14
4. I get the help I need to complete my homework in after school.	37.5%	62.5%	0.0%	0.0%	0.0%	3.38
5. My after school program is a positive and safe place for learning.	25.0%	75.0%	0.0%	0.0%	0.0%	3.25
6. I feel safer in my after school program than during the regular school day.	6.3%	25.0%	6.3%	0.0%	62.5%	3.00

Student Achievement

7. The people who work in my after school program make clear what they expect from me.	0.0%	93.8%	0.0%	0.0%	6.3%	3.00
8. The after school activities I participate in are interesting and fun.	25.0%	75.0%	0.0%	0.0%	0.0%	3.25
9. The after school staff uses computers and other technology to help me learn.	6.3%	0.0%	18.8%	75.0%	0.0%	1.38
10. I often see my after school staff at school during the regular school day.	13.3%	46.7%	26.7%	6.7%	6.7%	2.71

Accountability

11. I have somebody at home who cares about me and helps me in my learning.	25.0%	50.0%	25.0%	0.0%	0.0%	3.00
12. The after school staff treats me and all other students with respect.	18.8%	81.3%	0.0%	0.0%	0.0%	3.19
13. I like my after school program and would recommend it to other students.	18.8%	75.0%	6.3%	0.0%	0.0%	3.13
14. The people who work in after school are knowledgeable and well prepared.	62.5%	37.5%	0.0%	0.0%	0.0%	3.63


RESPONSE PERCENT

	-A-	-B-	-C-	-D-	-E-	-F-
--	-----	-----	-----	-----	-----	-----

15. Favorite activities: (A) Homework	87.5%					
. Favorite activities: (A) Arts activities (music, dance, art, etc.)	0.0%					
. Favorite activities: (A) Reading activities	25.0%					
. Favorite activities: (A) Writing activities	0.0%					
. Favorite activities: (A) Life skills (cooking, bike shop, etc.)	37.5%					
. Favorite activities: (A) Math or science	18.8%					
. Favorite activities: (A) Sports and games	68.8%					
. Favorite activities: (A) Technology (video, photography, etc.)	6.3%					
16. Activities to do more: (A) Homework	68.8%					
. Activities to do more: (A) Arts activities (music, dance, art)	6.3%					
. Activities to do more: (A) Reading activities	18.8%					
. Activities to do more: (A) Writing activities	0.0%					
. Activities to do more: (A) Life skills (cooking, bike shop, etc.)	43.8%					
. Activities to do more: (A) Math or science	18.8%					
. Activities to do more: (A) Sports and games	56.3%					
. Activities to do more: (A) Technology (video, photography, etc.)	18.8%					
17. I feel close to this number of adults in the after school prgm: A) 0, B) 1, C) 2, D) 3, E) 4, F) 5+	6.7%	20.0%	33.3%	13.3%	0.0%	26.7%
18. I feel close to this number of students in the after sch prgm: A) 0, B) 1, C) 2, D) 3, E) 4, F) 5+	0.0%	7.1%	0.0%	21.4%	7.1%	64.3%

Background Information

--. My gender: A) Female, B) Male	43.8%	56.3%			
--. Number of yrs I have attended this after school program: A) 1, B) 2, C) 3, D) 4, E) 5 or more	56.3%	37.5%	6.3%	0.0%	0.0%
--. Number of days a week I attend this after school program: A) 1, B) 2, C) 3, D) 4, E) 5	0.0%	0.0%	0.0%	0.0%	100.0%
--. Why are you going to ASP: (A) My parents want me to go.	25.0%				
. Why are you going to ASP: (A) I do not want to go home and be alone.	6.3%				
. Why are you going to ASP: (A) My friends go here.	6.3%				
. Why are you going to ASP: (A) There are interesting things to do here.	6.3%				
. Why are you going to ASP: (A) The school suggested I go.	0.0%				
. Why are you going to ASP: (A) It is a safe place to be after school.	12.5%				
. Why are you going to ASP: (A) To get help with my school work.	62.5%				
. Why are you going to ASP: (A) I attended this after school program last year.	0.0%				
. Why are you going to ASP: (A) Other or don't know.	6.3%				



SFUSD ASP Grade 4 Student Satisfaction Survey 2009

Chinese Ed Ctr ES Summary Report

Total 12 Respondents

RESPONSE PERCENT				
Strongly Agree	Agree	Disagree	Strongly Disagree	Don't Know
- 4 -	- 3 -	- 2 -	- 1 -	

Questions

Access and Equity

1. The people who work in my after school program care about all the students in the program.	83.3%	16.7%	0.0%	0.0%	0.0%	3.83
2. The students in my after school program treat each other with respect.	8.3%	8.3%	50.0%	33.3%	0.0%	1.92
3. My home language and culture are welcomed in my after school program.	33.3%	33.3%	0.0%	16.7%	16.7%	3.00
4. I get the help I need to complete my homework in after school.	75.0%	16.7%	0.0%	8.3%	0.0%	3.58
5. My after school program is a positive and safe place for learning.	41.7%	41.7%	0.0%	8.3%	8.3%	3.27
6. I feel safer in my after school program than during the regular school day.	27.3%	27.3%	9.1%	27.3%	9.1%	2.60

Student Achievement

7. The people who work in my after school program make clear what they expect from me.	41.7%	50.0%	8.3%	0.0%	0.0%	3.33
8. The after school activities I participate in are interesting and fun.	75.0%	25.0%	0.0%	0.0%	0.0%	3.75
9. The after school staff uses computers and other technology to help me learn.	27.3%	18.2%	18.2%	27.3%	9.1%	2.50
10. I often see my after school staff at school during the regular school day.	33.3%	58.3%	0.0%	8.3%	0.0%	3.17

Accountability

11. I have somebody at home who cares about me and helps me in my learning.	8.3%	16.7%	33.3%	33.3%	8.3%	2.00
12. The after school staff treats me and all other students with respect.	50.0%	8.3%	33.3%	8.3%	0.0%	3.00
13. I like my after school program and would recommend it to other students.	25.0%	33.3%	8.3%	16.7%	16.7%	2.80
14. The people who work in after school are knowledgeable and well prepared.	50.0%	8.3%	16.7%	8.3%	16.7%	3.20

RESPONSE PERCENT

-A-	-B-	-C-	-D-	-E-	-F-
-----	-----	-----	-----	-----	-----

15. Favorite activities: (A) Homework	66.7%					
. Favorite activities: (A) Arts activities (music, dance, art, etc.)	58.3%					
. Favorite activities: (A) Reading activities	16.7%					
. Favorite activities: (A) Writing activities	0.0%					
. Favorite activities: (A) Life skills (cooking, bike shop, etc.)	41.7%					
. Favorite activities: (A) Math or science	16.7%					
. Favorite activities: (A) Sports and games	66.7%					
. Favorite activities: (A) Technology (video, photography, etc.)	41.7%					
16. Activities to do more: (A) Homework	83.3%					
. Activities to do more: (A) Arts activities (music, dance, art)	58.3%					
. Activities to do more: (A) Reading activities	33.3%					
. Activities to do more: (A) Writing activities	33.3%					
. Activities to do more: (A) Life skills (cooking, bike shop, etc.)	50.0%					
. Activities to do more: (A) Math or science	58.3%					
. Activities to do more: (A) Sports and games	83.3%					
. Activities to do more: (A) Technology (video, photography, etc.)	66.7%					
17. I feel close to this number of adults in the after school prgm: A) 0, B) 1, C) 2, D) 3, E) 4, F) 5+	0.0%	16.7%	16.7%	0.0%	16.7%	50.0%
18. I feel close to this number of students in the after sch prgm: A) 0, B) 1, C) 2, D) 3, E) 4, F) 5+	0.0%	8.3%	0.0%	8.3%	8.3%	75.0%

Background Information

--. My gender: A) Female, B) Male	50.0%	50.0%			
--. Number of yrs I have attended this after school program: A) 1, B) 2, C) 3, D) 4, E) 5 or more	100.0%	0.0%	0.0%	0.0%	0.0%
--. Number of days a week I attend this after school program: A) 1, B) 2, C) 3, D) 4, E) 5	0.0%	0.0%	0.0%	0.0%	100.0%
--. Why are you going to ASP: (A) My parents want me to go.	83.3%				
. Why are you going to ASP: (A) I do not want to go home and be alone.	16.7%				
. Why are you going to ASP: (A) My friends go here.	8.3%				
. Why are you going to ASP: (A) There are interesting things to do here.	50.0%				
. Why are you going to ASP: (A) The school suggested I go.	25.0%				
. Why are you going to ASP: (A) It is a safe place to be after school.	58.3%				
. Why are you going to ASP: (A) To get help with my school work.	83.3%				
. Why are you going to ASP: (A) I attended this after school program last year.	8.3%				
. Why are you going to ASP: (A) Other or don't know.	16.7%				



SFUSD ASP Grade 4 Student Satisfaction Survey 2009 Cobb ES Summary Report

Total 7 Respondents

RESPONSE PERCENT				
Strongly Agree	Agree	Disagree	Strongly Disagree	Don't Know
- 4 -	- 3 -	- 2 -	- 1 -	

Questions

Access and Equity

1. The people who work in my after school program care about all the students in the program.	83.3%	16.7%	0.0%	0.0%	0.0%	3.83
2. The students in my after school program treat each other with respect.	20.0%	0.0%	40.0%	20.0%	20.0%	2.25
3. My home language and culture are welcomed in my after school program.	16.7%	50.0%	0.0%	0.0%	33.3%	3.25
4. I get the help I need to complete my homework in after school.	50.0%	50.0%	0.0%	0.0%	0.0%	3.50
5. My after school program is a positive and safe place for learning.	66.7%	33.3%	0.0%	0.0%	0.0%	3.67
6. I feel safer in my after school program than during the regular school day.	25.0%	25.0%	25.0%	0.0%	25.0%	3.00

Student Achievement

7. The people who work in my after school program make clear what they expect from me.	33.3%	50.0%	0.0%	0.0%	16.7%	3.40
8. The after school activities I participate in are interesting and fun.	16.7%	33.3%	0.0%	16.7%	33.3%	2.75
9. The after school staff uses computers and other technology to help me learn.	16.7%	50.0%	0.0%	16.7%	16.7%	2.80
10. I often see my after school staff at school during the regular school day.	16.7%	50.0%	33.3%	0.0%	0.0%	2.83

Accountability


11. I have somebody at home who cares about me and helps me in my learning.	50.0%	33.3%	0.0%	0.0%	16.7%	3.60
12. The after school staff treats me and all other students with respect.	16.7%	50.0%	0.0%	16.7%	16.7%	2.80
13. I like my after school program and would recommend it to other students.	50.0%	50.0%	0.0%	0.0%	0.0%	3.50
14. The people who work in after school are knowledgeable and well prepared.	25.0%	50.0%	0.0%	0.0%	25.0%	3.33

RESPONSE PERCENT					
-A-	-B-	-C-	-D-	-E-	-F-

15. Favorite activities: (A) Homework	14.3%					
. Favorite activities: (A) Arts activities (music, dance, art, etc.)	28.6%					
. Favorite activities: (A) Reading activities	14.3%					
. Favorite activities: (A) Writing activities	0.0%					
. Favorite activities: (A) Life skills (cooking, bike shop, etc.)	42.9%					
. Favorite activities: (A) Math or science	28.6%					
. Favorite activities: (A) Sports and games	71.4%					
. Favorite activities: (A) Technology (video, photography, etc.)	71.4%					
16. Activities to do more: (A) Homework	14.3%					
. Activities to do more: (A) Arts activities (music, dance, art)	14.3%					
. Activities to do more: (A) Reading activities	0.0%					
. Activities to do more: (A) Writing activities	14.3%					
. Activities to do more: (A) Life skills (cooking, bike shop, etc.)	28.6%					
. Activities to do more: (A) Math or science	14.3%					
. Activities to do more: (A) Sports and games	71.4%					
. Activities to do more: (A) Technology (video, photography, etc.)	71.4%					
17. I feel close to this number of adults in the after school prgm: A) 0, B) 1, C) 2, D) 3, E) 4, F) 5+	0.0%	0.0%	0.0%	0.0%	60.0%	40.0%
18. I feel close to this number of students in the after sch prgm: A) 0, B) 1, C) 2, D) 3, E) 4, F) 5+	0.0%	20.0%	0.0%	0.0%	0.0%	80.0%

Background Information

--. My gender: A) Female, B) Male	80.0%	20.0%				
--. Number of yrs I have attended this after school program: A) 1, B) 2, C) 3, D) 4, E) 5 or more	33.3%	33.3%	0.0%	0.0%	33.3%	
--. Number of days a week I attend this after school program: A) 1, B) 2, C) 3, D) 4, E) 5	0.0%	0.0%	0.0%	28.6%	71.4%	
--. Why are you going to ASP: (A) My parents want me to go.	14.3%					
. Why are you going to ASP: (A) I do not want to go home and be alone.	14.3%					
. Why are you going to ASP: (A) My friends go here.	42.9%					
. Why are you going to ASP: (A) There are interesting things to do here.	28.6%					
. Why are you going to ASP: (A) The school suggested I go.	0.0%					
. Why are you going to ASP: (A) It is a safe place to be after school.	14.3%					
. Why are you going to ASP: (A) To get help with my school work.	0.0%					
. Why are you going to ASP: (A) I attended this after school program last year.	0.0%					
. Why are you going to ASP: (A) Other or don't know.	14.3%					



SFUSD ASP Grade 4 Student Satisfaction Survey 2009

El Dorado ES Summary Report

Total 12 Respondents

RESPONSE PERCENT

Strongly Agree	Agree	Disagree	Strongly Disagree	Don't Know	
- 4 -	- 3 -	- 2 -	- 1 -		

MEAN

Questions

Access and Equity

1. The people who work in my after school program care about all the students in the program.	33.3%	41.7%	16.7%	0.0%	8.3%	3.18
2. The students in my after school program treat each other with respect.	16.7%	16.7%	41.7%	0.0%	25.0%	2.67
3. My home language and culture are welcomed in my after school program.	33.3%	33.3%	8.3%	8.3%	16.7%	3.10
4. I get the help I need to complete my homework in after school.	75.0%	16.7%	0.0%	0.0%	8.3%	3.82
5. My after school program is a positive and safe place for learning.	25.0%	41.7%	0.0%	8.3%	25.0%	3.11
6. I feel safer in my after school program than during the regular school day.	25.0%	25.0%	0.0%	0.0%	50.0%	3.50

Student Achievement

7. The people who work in my after school program make clear what they expect from me.	50.0%	33.3%	0.0%	0.0%	16.7%	3.60
8. The after school activities I participate in are interesting and fun.	33.3%	50.0%	0.0%	8.3%	8.3%	3.18
9. The after school staff uses computers and other technology to help me learn.	8.3%	16.7%	16.7%	16.7%	41.7%	2.29
10. I often see my after school staff at school during the regular school day.	41.7%	50.0%	0.0%	0.0%	8.3%	3.45

Accountability

11. I have somebody at home who cares about me and helps me in my learning.	50.0%	33.3%	0.0%	0.0%	16.7%	3.60
12. The after school staff treats me and all other students with respect.	66.7%	16.7%	0.0%	0.0%	16.7%	3.80
13. I like my after school program and would recommend it to other students.	33.3%	41.7%	0.0%	0.0%	25.0%	3.44
14. The people who work in after school are knowledgeable and well prepared.	33.3%	16.7%	8.3%	0.0%	41.7%	3.43


RESPONSE PERCENT

-A-	-B-	-C-	-D-	-E-	-F-
-----	-----	-----	-----	-----	-----

15. Favorite activities: (A) Homework	41.7%					
. Favorite activities: (A) Arts activities (music, dance, art, etc.)	58.3%					
. Favorite activities: (A) Reading activities	16.7%					
. Favorite activities: (A) Writing activities	0.0%					
. Favorite activities: (A) Life skills (cooking, bike shop, etc.)	33.3%					
. Favorite activities: (A) Math or science	8.3%					
. Favorite activities: (A) Sports and games	91.7%					
. Favorite activities: (A) Technology (video, photography, etc.)	25.0%					
16. Activities to do more: (A) Homework	16.7%					
. Activities to do more: (A) Arts activities (music, dance, art)	25.0%					
. Activities to do more: (A) Reading activities	16.7%					
. Activities to do more: (A) Writing activities	16.7%					
. Activities to do more: (A) Life skills (cooking, bike shop, etc.)	58.3%					
. Activities to do more: (A) Math or science	33.3%					
. Activities to do more: (A) Sports and games	58.3%					
. Activities to do more: (A) Technology (video, photography, etc.)	91.7%					
17. I feel close to this number of adults in the after school prgm: A) 0, B) 1, C) 2, D) 3, E) 4, F) 5+	0.0%	0.0%	36.4%	9.1%	9.1%	45.5%
18. I feel close to this number of students in the after sch prgm: A) 0, B) 1, C) 2, D) 3, E) 4, F) 5+	0.0%	0.0%	18.2%	18.2%	0.0%	63.6%

Background Information

--. My gender: A) Female, B) Male	66.7%	33.3%				
--. Number of yrs I have attended this after school program: A) 1, B) 2, C) 3, D) 4, E) 5 or more	16.7%	16.7%	16.7%	33.3%	16.7%	
--. Number of days a week I attend this after school program: A) 1, B) 2, C) 3, D) 4, E) 5	0.0%	0.0%	0.0%	8.3%	91.7%	
--. Why are you going to ASP: (A) My parents want me to go.	58.3%					
. Why are you going to ASP: (A) I do not want to go home and be alone.	16.7%					
. Why are you going to ASP: (A) My friends go here.	33.3%					
. Why are you going to ASP: (A) There are interesting things to do here.	41.7%					
. Why are you going to ASP: (A) The school suggested I go.	8.3%					
. Why are you going to ASP: (A) It is a safe place to be after school.	50.0%					
. Why are you going to ASP: (A) To get help with my school work.	75.0%					
. Why are you going to ASP: (A) I attended this after school program last year.	33.3%					
. Why are you going to ASP: (A) Other or don't know.	16.7%					



SFUSD ASP Grade 4 Student Satisfaction Survey 2009 Flynn ES Summary Report

Total 9 Respondents

RESPONSE PERCENT				
Strongly Agree	Agree	Disagree	Strongly Disagree	Don't Know
- 4 -	- 3 -	- 2 -	- 1 -	

Questions

Access and Equity

1. The people who work in my after school program care about all the students in the program.	44.4%	22.2%	22.2%	0.0%	11.1%	3.25
2. The students in my after school program treat each other with respect.	33.3%	22.2%	44.4%	0.0%	0.0%	2.89
3. My home language and culture are welcomed in my after school program.	50.0%	25.0%	12.5%	0.0%	12.5%	3.43
4. I get the help I need to complete my homework in after school.	55.6%	44.4%	0.0%	0.0%	0.0%	3.56
5. My after school program is a positive and safe place for learning.	66.7%	11.1%	11.1%	0.0%	11.1%	3.63
6. I feel safer in my after school program than during the regular school day.	44.4%	11.1%	11.1%	0.0%	33.3%	3.50

Student Achievement

7. The people who work in my after school program make clear what they expect from me.	62.5%	37.5%	0.0%	0.0%	0.0%	3.63
8. The after school activities I participate in are interesting and fun.	44.4%	44.4%	11.1%	0.0%	0.0%	3.33
9. The after school staff uses computers and other technology to help me learn.	33.3%	22.2%	11.1%	11.1%	22.2%	3.00
10. I often see my after school staff at school during the regular school day.	22.2%	55.6%	22.2%	0.0%	0.0%	3.00

Accountability

11. I have somebody at home who cares about me and helps me in my learning.	66.7%	33.3%	0.0%	0.0%	0.0%	3.67
12. The after school staff treats me and all other students with respect.	44.4%	33.3%	11.1%	0.0%	11.1%	3.38
13. I like my after school program and would recommend it to other students.	44.4%	44.4%	11.1%	0.0%	0.0%	3.33
14. The people who work in after school are knowledgeable and well prepared.	44.4%	44.4%	0.0%	0.0%	11.1%	3.50

RESPONSE PERCENT

	-A-	-B-	-C-	-D-	-E-	-F-
15. Favorite activities: (A) Homework	0.0%					
. Favorite activities: (A) Arts activities (music, dance, art, etc.)	33.3%					
. Favorite activities: (A) Reading activities	0.0%					
. Favorite activities: (A) Writing activities	0.0%					
. Favorite activities: (A) Life skills (cooking, bike shop, etc.)	11.1%					
. Favorite activities: (A) Math or science	0.0%					
. Favorite activities: (A) Sports and games	66.7%					
. Favorite activities: (A) Technology (video, photography, etc.)	22.2%					
16. Activities to do more: (A) Homework	0.0%					
. Activities to do more: (A) Arts activities (music, dance, art)	44.4%					
. Activities to do more: (A) Reading activities	0.0%					
. Activities to do more: (A) Writing activities	0.0%					
. Activities to do more: (A) Life skills (cooking, bike shop, etc.)	22.2%					
. Activities to do more: (A) Math or science	0.0%					
. Activities to do more: (A) Sports and games	66.7%					
. Activities to do more: (A) Technology (video, photography, etc.)	22.2%					
17. I feel close to this number of adults in the after school prgm: A) 0, B) 1, C) 2, D) 3, E) 4, F) 5+	0.0%	0.0%	33.3%	22.2%	11.1%	33.3%
18. I feel close to this number of students in the after sch prgm: A) 0, B) 1, C) 2, D) 3, E) 4, F) 5+	0.0%	11.1%	0.0%	11.1%	11.1%	66.7%

Background Information

--. My gender: A) Female, B) Male	28.6%	71.4%			
--. Number of yrs I have attended this after school program: A) 1, B) 2, C) 3, D) 4, E) 5 or more	28.6%	28.6%	0.0%	42.9%	0.0%
--. Number of days a week I attend this after school program: A) 1, B) 2, C) 3, D) 4, E) 5	0.0%	14.3%	0.0%	14.3%	71.4%
--. Why are you going to ASP: (A) My parents want me to go.	33.3%				
. Why are you going to ASP: (A) I do not want to go home and be alone.	0.0%				
. Why are you going to ASP: (A) My friends go here.	33.3%				
. Why are you going to ASP: (A) There are interesting things to do here.	0.0%				
. Why are you going to ASP: (A) The school suggested I go.	0.0%				
. Why are you going to ASP: (A) It is a safe place to be after school.	22.2%				
. Why are you going to ASP: (A) To get help with my school work.	11.1%				
. Why are you going to ASP: (A) I attended this after school program last year.	11.1%				
. Why are you going to ASP: (A) Other or don't know.	0.0%				



SFUSD ASP Grade 4 Student Satisfaction Survey 2009 Glen Park ES Summary Report

Total 13 Respondents

RESPONSE PERCENT				
Strongly Agree	Agree	Disagree	Strongly Disagree	Don't Know
- 4 -	- 3 -	- 2 -	- 1 -	

Questions

Access and Equity

	30.8%	38.5%	7.7%	0.0%	23.1%	3.30
1. The people who work in my after school program care about all the students in the program.						
2. The students in my after school program treat each other with respect.	0.0%	66.7%	16.7%	0.0%	16.7%	2.80
3. My home language and culture are welcomed in my after school program.	30.8%	23.1%	15.4%	7.7%	23.1%	3.00
4. I get the help I need to complete my homework in after school.	61.5%	23.1%	15.4%	0.0%	0.0%	3.46
5. My after school program is a positive and safe place for learning.	38.5%	46.2%	0.0%	0.0%	15.4%	3.45
6. I feel safer in my after school program than during the regular school day.	7.7%	7.7%	23.1%	15.4%	46.2%	2.14

Student Achievement

7. The people who work in my after school program make clear what they expect from me.	15.4%	30.8%	0.0%	15.4%	38.5%	2.75
8. The after school activities I participate in are interesting and fun.	58.3%	25.0%	8.3%	0.0%	8.3%	3.55
9. The after school staff uses computers and other technology to help me learn.	23.1%	0.0%	30.8%	23.1%	23.1%	2.30
10. I often see my after school staff at school during the regular school day.	7.7%	46.2%	15.4%	0.0%	30.8%	2.89

Accountability

11. I have somebody at home who cares about me and helps me in my learning.	53.8%	30.8%	0.0%	0.0%	15.4%	3.64
12. The after school staff treats me and all other students with respect.	7.7%	61.5%	15.4%	7.7%	7.7%	2.75
13. I like my after school program and would recommend it to other students.	25.0%	16.7%	8.3%	8.3%	41.7%	3.00
14. The people who work in after school are knowledgeable and well prepared.	46.2%	23.1%	23.1%	0.0%	7.7%	3.25

RESPONSE PERCENT

	-A-	-B-	-C-	-D-	-E-	-F-
--	-----	-----	-----	-----	-----	-----

15. Favorite activities: (A) Homework	38.5%					
. Favorite activities: (A) Arts activities (music, dance, art, etc.)	69.2%					
. Favorite activities: (A) Reading activities	7.7%					
. Favorite activities: (A) Writing activities	0.0%					
. Favorite activities: (A) Life skills (cooking, bike shop, etc.)	69.2%					
. Favorite activities: (A) Math or science	23.1%					
. Favorite activities: (A) Sports and games	92.3%					
. Favorite activities: (A) Technology (video, photography, etc.)	7.7%					
16. Activities to do more: (A) Homework	30.8%					
. Activities to do more: (A) Arts activities (music, dance, art)	61.5%					
. Activities to do more: (A) Reading activities	7.7%					
. Activities to do more: (A) Writing activities	7.7%					
. Activities to do more: (A) Life skills (cooking, bike shop, etc.)	69.2%					
. Activities to do more: (A) Math or science	30.8%					
. Activities to do more: (A) Sports and games	69.2%					
. Activities to do more: (A) Technology (video, photography, etc.)	38.5%					
17. I feel close to this number of adults in the after school prgm: A) 0, B) 1, C) 2, D) 3, E) 4, F) 5+	8.3%	25.0%	8.3%	25.0%	0.0%	33.3%
18. I feel close to this number of students in the after sch prgm: A) 0, B) 1, C) 2, D) 3, E) 4, F) 5+	15.4%	0.0%	0.0%	0.0%	0.0%	84.6%

Background Information

--. My gender: A) Female, B) Male	53.8%	46.2%			
--. Number of yrs I have attended this after school program: A) 1, B) 2, C) 3, D) 4, E) 5 or more	16.7%	25.0%	16.7%	0.0%	41.7%
--. Number of days a week I attend this after school program: A) 1, B) 2, C) 3, D) 4, E) 5	0.0%	0.0%	0.0%	15.4%	84.6%
--. Why are you going to ASP: (A) My parents want me to go.	61.5%				
. Why are you going to ASP: (A) I do not want to go home and be alone.	0.0%				
. Why are you going to ASP: (A) My friends go here.	23.1%				
. Why are you going to ASP: (A) There are interesting things to do here.	30.8%				
. Why are you going to ASP: (A) The school suggested I go.	0.0%				
. Why are you going to ASP: (A) It is a safe place to be after school.	15.4%				
. Why are you going to ASP: (A) To get help with my school work.	46.2%				
. Why are you going to ASP: (A) I attended this after school program last year.	38.5%				
. Why are you going to ASP: (A) Other or don't know.	15.4%				



SFUSD ASP Grade 4 Student Satisfaction Survey 2009 Grattan ES Summary Report

Total 17 Respondents

RESPONSE PERCENT				
Strongly Agree	Agree	Disagree	Strongly Disagree	Don't Know
- 4 -	- 3 -	- 2 -	- 1 -	

Questions

Access and Equity

1. The people who work in my after school program care about all the students in the program.	11.8%	82.4%	5.9%	0.0%	0.0%	3.06
2. The students in my after school program treat each other with respect.	5.9%	17.6%	29.4%	23.5%	23.5%	2.08
3. My home language and culture are welcomed in my after school program.	47.1%	29.4%	17.6%	0.0%	5.9%	3.31
4. I get the help I need to complete my homework in after school.	6.3%	87.5%	6.3%	0.0%	0.0%	3.00
5. My after school program is a positive and safe place for learning.	23.5%	64.7%	11.8%	0.0%	0.0%	3.12
6. I feel safer in my after school program than during the regular school day.	5.9%	17.6%	52.9%	17.6%	5.9%	2.13

Student Achievement

7. The people who work in my after school program make clear what they expect from me.	5.9%	88.2%	0.0%	0.0%	5.9%	3.06
8. The after school activities I participate in are interesting and fun.	5.9%	35.3%	5.9%	29.4%	23.5%	2.23
9. The after school staff uses computers and other technology to help me learn.	6.3%	18.8%	43.8%	18.8%	12.5%	2.14
10. I often see my after school staff at school during the regular school day.	0.0%	29.4%	29.4%	35.3%	5.9%	1.94

Accountability


11. I have somebody at home who cares about me and helps me in my learning.	64.7%	29.4%	0.0%	0.0%	5.9%	3.69
12. The after school staff treats me and all other students with respect.	29.4%	58.8%	5.9%	0.0%	5.9%	3.25
13. I like my after school program and would recommend it to other students.	6.3%	43.8%	37.5%	0.0%	12.5%	2.64
14. The people who work in after school are knowledgeable and well prepared.	31.3%	50.0%	12.5%	0.0%	6.3%	3.20

RESPONSE PERCENT

	-A-	-B-	-C-	-D-	-E- -F-
15. Favorite activities: (A) Homework	17.6%				
. Favorite activities: (A) Arts activities (music, dance, art, etc.)	64.7%				
. Favorite activities: (A) Reading activities	17.6%				
. Favorite activities: (A) Writing activities	0.0%				
. Favorite activities: (A) Life skills (cooking, bike shop, etc.)	23.5%				
. Favorite activities: (A) Math or science	5.9%				
. Favorite activities: (A) Sports and games	82.4%				
. Favorite activities: (A) Technology (video, photography, etc.)	64.7%				
16. Activities to do more: (A) Homework	29.4%				
. Activities to do more: (A) Arts activities (music, dance, art)	35.3%				
. Activities to do more: (A) Reading activities	23.5%				
. Activities to do more: (A) Writing activities	11.8%				
. Activities to do more: (A) Life skills (cooking, bike shop, etc.)	29.4%				
. Activities to do more: (A) Math or science	17.6%				
. Activities to do more: (A) Sports and games	52.9%				
. Activities to do more: (A) Technology (video, photography, etc.)	47.1%				
17. I feel close to this number of adults in the after school prgm: A) 0, B) 1, C) 2, D) 3, E) 4, F) 5+	6.3%	25.0%	18.8%	25.0%	6.3% 18.8%
18. I feel close to this number of students in the after sch prgm: A) 0, B) 1, C) 2, D) 3, E) 4, F) 5+	5.9%	5.9%	0.0%	11.8%	17.6% 58.8%

Background Information

--. My gender: A) Female, B) Male	23.5%	76.5%			
--. Number of yrs I have attended this after school program: A) 1, B) 2, C) 3, D) 4, E) 5 or more	18.8%	75.0%	0.0%	0.0%	6.3%
--. Number of days a week I attend this after school program: A) 1, B) 2, C) 3, D) 4, E) 5	0.0%	0.0%	26.7%	6.7%	66.7%
--. Why are you going to ASP: (A) My parents want me to go.	64.7%				
. Why are you going to ASP: (A) I do not want to go home and be alone.	0.0%				
. Why are you going to ASP: (A) My friends go here.	52.9%				
. Why are you going to ASP: (A) There are interesting things to do here.	5.9%				
. Why are you going to ASP: (A) The school suggested I go.	5.9%				
. Why are you going to ASP: (A) It is a safe place to be after school.	17.6%				
. Why are you going to ASP: (A) To get help with my school work.	11.8%				
. Why are you going to ASP: (A) I attended this after school program last year.	29.4%				
. Why are you going to ASP: (A) Other or don't know.	23.5%				



SFUSD ASP Grade 4 Student Satisfaction Survey 2009

Guadalupe ES Summary Report

Total 31 Respondents

RESPONSE PERCENT				
Strongly Agree	Agree	Disagree	Strongly Disagree	Don't Know
- 4 -	- 3 -	- 2 -	- 1 -	

Questions

Access and Equity

1. The people who work in my after school program care about all the students in the program.	54.8%	35.5%	3.2%	0.0%	6.5%	3.55
2. The students in my after school program treat each other with respect.	35.5%	41.9%	6.5%	0.0%	16.1%	3.35
3. My home language and culture are welcomed in my after school program.	71.0%	9.7%	3.2%	0.0%	16.1%	3.81
4. I get the help I need to complete my homework in after school.	69.0%	27.6%	0.0%	0.0%	3.4%	3.71
5. My after school program is a positive and safe place for learning.	58.6%	34.5%	0.0%	0.0%	6.9%	3.63
6. I feel safer in my after school program than during the regular school day.	22.6%	22.6%	12.9%	0.0%	41.9%	3.17

Student Achievement

7. The people who work in my after school program make clear what they expect from me.	41.9%	41.9%	0.0%	0.0%	16.1%	3.50
8. The after school activities I participate in are interesting and fun.	77.4%	12.9%	0.0%	3.2%	6.5%	3.76
9. The after school staff uses computers and other technology to help me learn.	29.0%	22.6%	6.5%	0.0%	41.9%	3.39
10. I often see my after school staff at school during the regular school day.	77.4%	19.4%	3.2%	0.0%	0.0%	3.74

Accountability

11. I have somebody at home who cares about me and helps me in my learning.	74.2%	19.4%	3.2%	0.0%	3.2%	3.73
12. The after school staff treats me and all other students with respect.	32.3%	61.3%	3.2%	0.0%	3.2%	3.30
13. I like my after school program and would recommend it to other students.	80.6%	6.5%	3.2%	3.2%	6.5%	3.76
14. The people who work in after school are knowledgeable and well prepared.	71.0%	22.6%	0.0%	0.0%	6.5%	3.76


RESPONSE PERCENT

	-A-	-B-	-C-	-D-	-E-	-F-
--	-----	-----	-----	-----	-----	-----

15. Favorite activities: (A) Homework	22.6%					
. Favorite activities: (A) Arts activities (music, dance, art, etc.)	48.4%					
. Favorite activities: (A) Reading activities	12.9%					
. Favorite activities: (A) Writing activities	16.1%					
. Favorite activities: (A) Life skills (cooking, bike shop, etc.)	48.4%					
. Favorite activities: (A) Math or science	22.6%					
. Favorite activities: (A) Sports and games	80.6%					
. Favorite activities: (A) Technology (video, photography, etc.)	48.4%					
16. Activities to do more: (A) Homework	25.8%					
. Activities to do more: (A) Arts activities (music, dance, art)	67.7%					
. Activities to do more: (A) Reading activities	29.0%					
. Activities to do more: (A) Writing activities	29.0%					
. Activities to do more: (A) Life skills (cooking, bike shop, etc.)	77.4%					
. Activities to do more: (A) Math or science	45.2%					
. Activities to do more: (A) Sports and games	71.0%					
. Activities to do more: (A) Technology (video, photography, etc.)	77.4%					
17. I feel close to this number of adults in the after school prgm: A) 0, B) 1, C) 2, D) 3, E) 4, F) 5+	0.0%	0.0%	22.6%	9.7%	6.5%	61.3%
18. I feel close to this number of students in the after sch prgm: A) 0, B) 1, C) 2, D) 3, E) 4, F) 5+	0.0%	0.0%	3.2%	9.7%	9.7%	77.4%

Background Information

--. My gender: A) Female, B) Male	45.2%	54.8%			
--. Number of yrs I have attended this after school program: A) 1, B) 2, C) 3, D) 4, E) 5 or more	29.0%	29.0%	38.7%	3.2%	0.0%
--. Number of days a week I attend this after school program: A) 1, B) 2, C) 3, D) 4, E) 5	0.0%	0.0%	0.0%	0.0%	100.0%
--. Why are you going to ASP: (A) My parents want me to go.	83.9%				
. Why are you going to ASP: (A) I do not want to go home and be alone.	29.0%				
. Why are you going to ASP: (A) My friends go here.	71.0%				
. Why are you going to ASP: (A) There are interesting things to do here.	80.6%				
. Why are you going to ASP: (A) The school suggested I go.	9.7%				
. Why are you going to ASP: (A) It is a safe place to be after school.	54.8%				
. Why are you going to ASP: (A) To get help with my school work.	71.0%				
. Why are you going to ASP: (A) I attended this after school program last year.	64.5%				
. Why are you going to ASP: (A) Other or don't know.	12.9%				



SFUSD ASP Grade 4 Student Satisfaction Survey 2009 Hillcrest ES Summary Report

Total 26 Respondents

RESPONSE PERCENT				
Strongly Agree	Agree	Disagree	Strongly Disagree	Don't Know
- 4 -	- 3 -	- 2 -	- 1 -	

Questions

Access and Equity

	4	3	2	1	0	MEAN
1. The people who work in my after school program care about all the students in the program.	46.2%	26.9%	15.4%	0.0%	11.5%	3.35
2. The students in my after school program treat each other with respect.	15.4%	26.9%	46.2%	3.8%	7.7%	2.58
3. My home language and culture are welcomed in my after school program.	46.2%	38.5%	7.7%	0.0%	7.7%	3.42
4. I get the help I need to complete my homework in after school.	50.0%	42.3%	3.8%	0.0%	3.8%	3.48
5. My after school program is a positive and safe place for learning.	38.5%	30.8%	3.8%	7.7%	19.2%	3.24
6. I feel safer in my after school program than during the regular school day.	20.0%	28.0%	24.0%	8.0%	20.0%	2.75

Student Achievement

7. The people who work in my after school program make clear what they expect from me.	42.3%	46.2%	7.7%	3.8%	0.0%	3.27
8. The after school activities I participate in are interesting and fun.	40.0%	36.0%	8.0%	12.0%	4.0%	3.08
9. The after school staff uses computers and other technology to help me learn.	34.6%	38.5%	7.7%	3.8%	15.4%	3.23
10. I often see my after school staff at school during the regular school day.	26.9%	69.2%	3.8%	0.0%	0.0%	3.23

Accountability

11. I have somebody at home who cares about me and helps me in my learning.	69.2%	26.9%	3.8%	0.0%	0.0%	3.65
12. The after school staff treats me and all other students with respect.	50.0%	26.9%	15.4%	3.8%	3.8%	3.28
13. I like my after school program and would recommend it to other students.	34.6%	34.6%	11.5%	15.4%	3.8%	2.92
14. The people who work in after school are knowledgeable and well prepared.	38.5%	46.2%	11.5%	0.0%	3.8%	3.28


RESPONSE PERCENT

	-A-	-B-	-C-	-D-	-E-	-F-
--	-----	-----	-----	-----	-----	-----

15. Favorite activities: (A) Homework	23.1%					
. Favorite activities: (A) Arts activities (music, dance, art, etc.)	34.6%					
. Favorite activities: (A) Reading activities	15.4%					
. Favorite activities: (A) Writing activities	7.7%					
. Favorite activities: (A) Life skills (cooking, bike shop, etc.)	46.2%					
. Favorite activities: (A) Math or science	30.8%					
. Favorite activities: (A) Sports and games	65.4%					
. Favorite activities: (A) Technology (video, photography, etc.)	34.6%					
16. Activities to do more: (A) Homework	19.2%					
. Activities to do more: (A) Arts activities (music, dance, art)	42.3%					
. Activities to do more: (A) Reading activities	15.4%					
. Activities to do more: (A) Writing activities	11.5%					
. Activities to do more: (A) Life skills (cooking, bike shop, etc.)	46.2%					
. Activities to do more: (A) Math or science	23.1%					
. Activities to do more: (A) Sports and games	53.8%					
. Activities to do more: (A) Technology (video, photography, etc.)	46.2%					
17. I feel close to this number of adults in the after school prgm: A) 0, B) 1, C) 2, D) 3, E) 4, F) 5+	4.0%	12.0%	12.0%	20.0%	4.0%	48.0%
18. I feel close to this number of students in the after sch prgm: A) 0, B) 1, C) 2, D) 3, E) 4, F) 5+	0.0%	0.0%	8.0%	16.0%	4.0%	72.0%

Background Information

--. My gender: A) Female, B) Male	46.2%	53.8%			
--. Number of yrs I have attended this after school program: A) 1, B) 2, C) 3, D) 4, E) 5 or more	15.4%	26.9%	50.0%	7.7%	0.0%
--. Number of days a week I attend this after school program: A) 1, B) 2, C) 3, D) 4, E) 5	0.0%	4.0%	0.0%	8.0%	88.0%
--. Why are you going to ASP: (A) My parents want me to go.	46.2%				
. Why are you going to ASP: (A) I do not want to go home and be alone.	11.5%				
. Why are you going to ASP: (A) My friends go here.	38.5%				
. Why are you going to ASP: (A) There are interesting things to do here.	34.6%				
. Why are you going to ASP: (A) The school suggested I go.	7.7%				
. Why are you going to ASP: (A) It is a safe place to be after school.	23.1%				
. Why are you going to ASP: (A) To get help with my school work.	30.8%				
. Why are you going to ASP: (A) I attended this after school program last year.	30.8%				
. Why are you going to ASP: (A) Other or don't know.	11.5%				



SFUSD ASP Grade 4 Student Satisfaction Survey 2009

Key ES Summary Report

Total 19 Respondents

RESPONSE PERCENT				
Strongly Agree	Agree	Disagree	Strongly Disagree	Don't Know
- 4 -	- 3 -	- 2 -	- 1 -	

Questions

Access and Equity

	31.6%	47.4%	0.0%	15.8%	5.3%	
1. The people who work in my after school program care about all the students in the program.	31.6%	47.4%	0.0%	15.8%	5.3%	3.00
2. The students in my after school program treat each other with respect.	15.8%	21.1%	31.6%	15.8%	15.8%	2.44
3. My home language and culture are welcomed in my after school program.	33.3%	38.9%	5.6%	0.0%	22.2%	3.36
4. I get the help I need to complete my homework in after school.	52.6%	36.8%	0.0%	5.3%	5.3%	3.44
5. My after school program is a positive and safe place for learning.	47.4%	36.8%	0.0%	5.3%	10.5%	3.41
6. I feel safer in my after school program than during the regular school day.	15.8%	26.3%	47.4%	0.0%	10.5%	2.65

Student Achievement

7. The people who work in my after school program make clear what they expect from me.	21.1%	52.6%	10.5%	10.5%	5.3%	2.89
8. The after school activities I participate in are interesting and fun.	47.4%	26.3%	10.5%	5.3%	10.5%	3.29
9. The after school staff uses computers and other technology to help me learn.	11.1%	22.2%	22.2%	16.7%	27.8%	2.38
10. I often see my after school staff at school during the regular school day.	10.5%	26.3%	21.1%	10.5%	31.6%	2.54

Accountability


11. I have somebody at home who cares about me and helps me in my learning.	50.0%	38.9%	5.6%	0.0%	5.6%	3.47
12. The after school staff treats me and all other students with respect.	50.0%	33.3%	11.1%	5.6%	0.0%	3.28
13. I like my after school program and would recommend it to other students.	38.9%	33.3%	5.6%	5.6%	16.7%	3.27
14. The people who work in after school are knowledgeable and well prepared.	33.3%	44.4%	5.6%	0.0%	16.7%	3.33

RESPONSE PERCENT					
-A-	-B-	-C-	-D-	-E-	-F-

15. Favorite activities: (A) Homework	21.1%					
. Favorite activities: (A) Arts activities (music, dance, art, etc.)	31.6%					
. Favorite activities: (A) Reading activities	15.8%					
. Favorite activities: (A) Writing activities	15.8%					
. Favorite activities: (A) Life skills (cooking, bike shop, etc.)	52.6%					
. Favorite activities: (A) Math or science	5.3%					
. Favorite activities: (A) Sports and games	47.4%					
. Favorite activities: (A) Technology (video, photography, etc.)	36.8%					
16. Activities to do more: (A) Homework	0.0%					
. Activities to do more: (A) Arts activities (music, dance, art)	15.8%					
. Activities to do more: (A) Reading activities	21.1%					
. Activities to do more: (A) Writing activities	15.8%					
. Activities to do more: (A) Life skills (cooking, bike shop, etc.)	42.1%					
. Activities to do more: (A) Math or science	5.3%					
. Activities to do more: (A) Sports and games	47.4%					
. Activities to do more: (A) Technology (video, photography, etc.)	47.4%					
17. I feel close to this number of adults in the after school prgm: A) 0, B) 1, C) 2, D) 3, E) 4, F) 5+	11.8%	0.0%	23.5%	35.3%	5.9%	23.5%
18. I feel close to this number of students in the after sch prgm: A) 0, B) 1, C) 2, D) 3, E) 4, F) 5+	0.0%	0.0%	5.9%	5.9%	5.9%	82.4%

Background Information

--. My gender: A) Female, B) Male	47.4%	52.6%			
--. Number of yrs I have attended this after school program: A) 1, B) 2, C) 3, D) 4, E) 5 or more	27.8%	38.9%	16.7%	5.6%	11.1%
--. Number of days a week I attend this after school program: A) 1, B) 2, C) 3, D) 4, E) 5	5.9%	0.0%	5.9%	0.0%	88.2%
--. Why are you going to ASP: (A) My parents want me to go.	36.8%				
. Why are you going to ASP: (A) I do not want to go home and be alone.	15.8%				
. Why are you going to ASP: (A) My friends go here.	42.1%				
. Why are you going to ASP: (A) There are interesting things to do here.	31.6%				
. Why are you going to ASP: (A) The school suggested I go.	10.5%				
. Why are you going to ASP: (A) It is a safe place to be after school.	26.3%				
. Why are you going to ASP: (A) To get help with my school work.	36.8%				
. Why are you going to ASP: (A) I attended this after school program last year.	26.3%				
. Why are you going to ASP: (A) Other or don't know.	21.1%				



SFUSD ASP Grade 4 Student Satisfaction Survey 2009

King ES Summary Report

Total 7 Respondents

RESPONSE PERCENT				
Strongly Agree	Agree	Disagree	Strongly Disagree	Don't Know
- 4 -	- 3 -	- 2 -	- 1 -	

Questions

Access and Equity

1. The people who work in my after school program care about all the students in the program.	85.7%	0.0%	0.0%	0.0%	14.3%	4.00
2. The students in my after school program treat each other with respect.	42.9%	42.9%	14.3%	0.0%	0.0%	3.29
3. My home language and culture are welcomed in my after school program.	85.7%	14.3%	0.0%	0.0%	0.0%	3.86
4. I get the help I need to complete my homework in after school.	85.7%	14.3%	0.0%	0.0%	0.0%	3.86
5. My after school program is a positive and safe place for learning.	85.7%	14.3%	0.0%	0.0%	0.0%	3.86
6. I feel safer in my after school program than during the regular school day.	14.3%	71.4%	0.0%	0.0%	14.3%	3.17

Student Achievement

7. The people who work in my after school program make clear what they expect from me.	100.0%	0.0%	0.0%	0.0%	0.0%	4.00
8. The after school activities I participate in are interesting and fun.	57.1%	42.9%	0.0%	0.0%	0.0%	3.57
9. The after school staff uses computers and other technology to help me learn.	0.0%	14.3%	28.6%	57.1%	0.0%	1.57
10. I often see my after school staff at school during the regular school day.	0.0%	85.7%	14.3%	0.0%	0.0%	2.86

Accountability

11. I have somebody at home who cares about me and helps me in my learning.	100.0%	0.0%	0.0%	0.0%	0.0%	4.00
12. The after school staff treats me and all other students with respect.	100.0%	0.0%	0.0%	0.0%	0.0%	4.00
13. I like my after school program and would recommend it to other students.	57.1%	42.9%	0.0%	0.0%	0.0%	3.57
14. The people who work in after school are knowledgeable and well prepared.	71.4%	28.6%	0.0%	0.0%	0.0%	3.71


RESPONSE PERCENT

	-A-	-B-	-C-	-D-	-E- -F-

15. Favorite activities: (A) Homework	28.6%				
. Favorite activities: (A) Arts activities (music, dance, art, etc.)	85.7%				
. Favorite activities: (A) Reading activities	0.0%				
. Favorite activities: (A) Writing activities	0.0%				
. Favorite activities: (A) Life skills (cooking, bike shop, etc.)	14.3%				
. Favorite activities: (A) Math or science	28.6%				
. Favorite activities: (A) Sports and games	85.7%				
. Favorite activities: (A) Technology (video, photography, etc.)	28.6%				
16. Activities to do more: (A) Homework	14.3%				
. Activities to do more: (A) Arts activities (music, dance, art)	71.4%				
. Activities to do more: (A) Reading activities	14.3%				
. Activities to do more: (A) Writing activities	28.6%				
. Activities to do more: (A) Life skills (cooking, bike shop, etc.)	57.1%				
. Activities to do more: (A) Math or science	14.3%				
. Activities to do more: (A) Sports and games	85.7%				
. Activities to do more: (A) Technology (video, photography, etc.)	71.4%				
17. I feel close to this number of adults in the after school prgm: A) 0, B) 1, C) 2, D) 3, E) 4, F) 5+	0.0%	0.0%	0.0%	14.3%	42.9% 42.9%
18. I feel close to this number of students in the after sch prgm: A) 0, B) 1, C) 2, D) 3, E) 4, F) 5+	0.0%	0.0%	0.0%	0.0%	14.3% 85.7%

Background Information

--. My gender: A) Female, B) Male	28.6%	71.4%			
--. Number of yrs I have attended this after school program: A) 1, B) 2, C) 3, D) 4, E) 5 or more	16.7%	0.0%	16.7%	33.3%	33.3%
--. Number of days a week I attend this after school program: A) 1, B) 2, C) 3, D) 4, E) 5	0.0%	0.0%	0.0%	33.3%	66.7%
--. Why are you going to ASP: (A) My parents want me to go.	57.1%				
. Why are you going to ASP: (A) I do not want to go home and be alone.	14.3%				
. Why are you going to ASP: (A) My friends go here.	14.3%				
. Why are you going to ASP: (A) There are interesting things to do here.	28.6%				
. Why are you going to ASP: (A) The school suggested I go.	0.0%				
. Why are you going to ASP: (A) It is a safe place to be after school.	42.9%				
. Why are you going to ASP: (A) To get help with my school work.	71.4%				
. Why are you going to ASP: (A) I attended this after school program last year.	28.6%				
. Why are you going to ASP: (A) Other or don't know.	0.0%				



SFUSD ASP Grade 4 Student Satisfaction Survey 2009

Lafayette ES Summary Report

Total 12 Respondents

RESPONSE PERCENT				
Strongly Agree	Agree	Disagree	Strongly Disagree	Don't Know
- 4 -	- 3 -	- 2 -	- 1 -	

Questions

Access and Equity

1. The people who work in my after school program care about all the students in the program.	33.3%	33.3%	8.3%	16.7%	8.3%		2.91
2. The students in my after school program treat each other with respect.	0.0%	41.7%	41.7%	8.3%	8.3%		2.36
3. My home language and culture are welcomed in my after school program.	25.0%	16.7%	0.0%	25.0%	33.3%		2.63
4. I get the help I need to complete my homework in after school.	16.7%	33.3%	8.3%	8.3%	33.3%		2.88
5. My after school program is a positive and safe place for learning.	8.3%	50.0%	25.0%	0.0%	16.7%		2.80
6. I feel safer in my after school program than during the regular school day.	18.2%	18.2%	9.1%	9.1%	45.5%		2.83

Student Achievement

7. The people who work in my after school program make clear what they expect from me.	16.7%	16.7%	33.3%	8.3%	25.0%		2.56
8. The after school activities I participate in are interesting and fun.	0.0%	50.0%	16.7%	16.7%	16.7%		2.40
9. The after school staff uses computers and other technology to help me learn.	8.3%	8.3%	33.3%	33.3%	16.7%		1.90
10. I often see my after school staff at school during the regular school day.	16.7%	8.3%	41.7%	0.0%	33.3%		2.63

Accountability


11. I have somebody at home who cares about me and helps me in my learning.	0.0%	58.3%	25.0%	0.0%	16.7%		2.70
12. The after school staff treats me and all other students with respect.	25.0%	25.0%	8.3%	16.7%	25.0%		2.78
13. I like my after school program and would recommend it to other students.	0.0%	33.3%	8.3%	0.0%	58.3%		2.80
14. The people who work in after school are knowledgeable and well prepared.	8.3%	58.3%	0.0%	0.0%	33.3%		3.13

RESPONSE PERCENT

	-A-	-B-	-C-	-D-	-E-	-F-
15. Favorite activities: (A) Homework	16.7%					
. Favorite activities: (A) Arts activities (music, dance, art, etc.)	8.3%					
. Favorite activities: (A) Reading activities	16.7%					
. Favorite activities: (A) Writing activities	8.3%					
. Favorite activities: (A) Life skills (cooking, bike shop, etc.)	25.0%					
. Favorite activities: (A) Math or science	16.7%					
. Favorite activities: (A) Sports and games	83.3%					
. Favorite activities: (A) Technology (video, photography, etc.)	33.3%					
16. Activities to do more: (A) Homework	8.3%					
. Activities to do more: (A) Arts activities (music, dance, art)	0.0%					
. Activities to do more: (A) Reading activities	8.3%					
. Activities to do more: (A) Writing activities	0.0%					
. Activities to do more: (A) Life skills (cooking, bike shop, etc.)	25.0%					
. Activities to do more: (A) Math or science	33.3%					
. Activities to do more: (A) Sports and games	75.0%					
. Activities to do more: (A) Technology (video, photography, etc.)	41.7%					
17. I feel close to this number of adults in the after school prgm: A) 0, B) 1, C) 2, D) 3, E) 4, F) 5+	50.0%	10.0%	0.0%	10.0%	10.0%	20.0%
18. I feel close to this number of students in the after sch prgm: A) 0, B) 1, C) 2, D) 3, E) 4, F) 5+	50.0%	0.0%	0.0%	0.0%	0.0%	50.0%

Background Information

--. My gender: A) Female, B) Male	36.4%	63.6%				
--. Number of yrs I have attended this after school program: A) 1, B) 2, C) 3, D) 4, E) 5 or more	33.3%	11.1%	33.3%	22.2%	0.0%	
--. Number of days a week I attend this after school program: A) 1, B) 2, C) 3, D) 4, E) 5	0.0%	0.0%	9.1%	9.1%	81.8%	
--. Why are you going to ASP: (A) My parents want me to go.	58.3%					
. Why are you going to ASP: (A) I do not want to go home and be alone.	0.0%					
. Why are you going to ASP: (A) My friends go here.	16.7%					
. Why are you going to ASP: (A) There are interesting things to do here.	0.0%					
. Why are you going to ASP: (A) The school suggested I go.	0.0%					
. Why are you going to ASP: (A) It is a safe place to be after school.	16.7%					
. Why are you going to ASP: (A) To get help with my school work.	8.3%					
. Why are you going to ASP: (A) I attended this after school program last year.	16.7%					
. Why are you going to ASP: (A) Other or don't know.	33.3%					



SFUSD ASP Grade 4 Student Satisfaction Survey 2009

Lau ES Summary Report

Total 30 Respondents

RESPONSE PERCENT				
Strongly Agree	Agree	Disagree	Strongly Disagree	Don't Know
- 4 -	- 3 -	- 2 -	- 1 -	

MEAN

Questions

Access and Equity

1. The people who work in my after school program care about all the students in the program.	43.3%	40.0%	10.0%	0.0%	6.7%	3.36
2. The students in my after school program treat each other with respect.	10.0%	26.7%	23.3%	23.3%	16.7%	2.28
3. My home language and culture are welcomed in my after school program.	30.0%	33.3%	16.7%	3.3%	16.7%	3.08
4. I get the help I need to complete my homework in after school.	53.3%	26.7%	6.7%	0.0%	13.3%	3.54
5. My after school program is a positive and safe place for learning.	56.7%	30.0%	0.0%	0.0%	13.3%	3.65
6. I feel safer in my after school program than during the regular school day.	6.9%	37.9%	20.7%	6.9%	27.6%	2.62

Student Achievement

7. The people who work in my after school program make clear what they expect from me.	40.0%	30.0%	3.3%	6.7%	20.0%	3.29
8. The after school activities I participate in are interesting and fun.	53.3%	16.7%	13.3%	3.3%	13.3%	3.38
9. The after school staff uses computers and other technology to help me learn.	10.3%	24.1%	17.2%	34.5%	13.8%	2.12
10. I often see my after school staff at school during the regular school day.	20.0%	40.0%	13.3%	13.3%	13.3%	2.77

Accountability


11. I have somebody at home who cares about me and helps me in my learning.	53.3%	26.7%	13.3%	3.3%	3.3%	3.34
12. The after school staff treats me and all other students with respect.	37.9%	41.4%	6.9%	0.0%	13.8%	3.36
13. I like my after school program and would recommend it to other students.	36.7%	30.0%	3.3%	13.3%	16.7%	3.08
14. The people who work in after school are knowledgeable and well prepared.	30.0%	26.7%	16.7%	3.3%	23.3%	3.09

RESPONSE PERCENT

	-A-	-B-	-C-	-D-	-E-	-F-
15. Favorite activities: (A) Homework	16.7%					
. Favorite activities: (A) Arts activities (music, dance, art, etc.)	36.7%					
. Favorite activities: (A) Reading activities	6.7%					
. Favorite activities: (A) Writing activities	0.0%					
. Favorite activities: (A) Life skills (cooking, bike shop, etc.)	16.7%					
. Favorite activities: (A) Math or science	20.0%					
. Favorite activities: (A) Sports and games	86.7%					
. Favorite activities: (A) Technology (video, photography, etc.)	26.7%					
16. Activities to do more: (A) Homework	26.7%					
. Activities to do more: (A) Arts activities (music, dance, art)	30.0%					
. Activities to do more: (A) Reading activities	10.0%					
. Activities to do more: (A) Writing activities	10.0%					
. Activities to do more: (A) Life skills (cooking, bike shop, etc.)	26.7%					
. Activities to do more: (A) Math or science	30.0%					
. Activities to do more: (A) Sports and games	66.7%					
. Activities to do more: (A) Technology (video, photography, etc.)	23.3%					
17. I feel close to this number of adults in the after school prgm: A) 0, B) 1, C) 2, D) 3, E) 4, F) 5+	10.3%	13.8%	6.9%	31.0%	13.8%	24.1%
18. I feel close to this number of students in the after sch prgm: A) 0, B) 1, C) 2, D) 3, E) 4, F) 5+	6.9%	10.3%	6.9%	20.7%	3.4%	51.7%

Background Information

--. My gender: A) Female, B) Male	50.0%	50.0%				
--. Number of yrs I have attended this after school program: A) 1, B) 2, C) 3, D) 4, E) 5 or more	46.7%	33.3%	16.7%	3.3%	0.0%	
--. Number of days a week I attend this after school program: A) 1, B) 2, C) 3, D) 4, E) 5	0.0%	0.0%	3.4%	6.9%	89.7%	
--. Why are you going to ASP: (A) My parents want me to go.	46.7%					
. Why are you going to ASP: (A) I do not want to go home and be alone.	3.3%					
. Why are you going to ASP: (A) My friends go here.	6.7%					
. Why are you going to ASP: (A) There are interesting things to do here.	23.3%					
. Why are you going to ASP: (A) The school suggested I go.	0.0%					
. Why are you going to ASP: (A) It is a safe place to be after school.	10.0%					
. Why are you going to ASP: (A) To get help with my school work.	36.7%					
. Why are you going to ASP: (A) I attended this after school program last year.	6.7%					
. Why are you going to ASP: (A) Other or don't know.	10.0%					



SFUSD ASP Grade 4 Student Satisfaction Survey 2009

Lilienthal Alt K8 Summary Report

Total 27 Respondents

RESPONSE PERCENT				
Strongly Agree	Agree	Disagree	Strongly Disagree	Don't Know
- 4 -	- 3 -	- 2 -	- 1 -	

Questions

Access and Equity

1. The people who work in my after school program care about all the students in the program.	37.0%	48.1%	3.7%	3.7%	7.4%	3.28
2. The students in my after school program treat each other with respect.	8.3%	45.8%	29.2%	0.0%	16.7%	2.75
3. My home language and culture are welcomed in my after school program.	64.0%	28.0%	0.0%	4.0%	4.0%	3.58
4. I get the help I need to complete my homework in after school.	26.9%	50.0%	3.8%	3.8%	15.4%	3.18
5. My after school program is a positive and safe place for learning.	40.7%	44.4%	0.0%	7.4%	7.4%	3.28
6. I feel safer in my after school program than during the regular school day.	0.0%	19.2%	23.1%	11.5%	46.2%	2.14

Student Achievement

7. The people who work in my after school program make clear what they expect from me.	23.1%	61.5%	3.8%	0.0%	11.5%	3.22
8. The after school activities I participate in are interesting and fun.	23.1%	46.2%	11.5%	7.7%	11.5%	2.96
9. The after school staff uses computers and other technology to help me learn.	0.0%	15.4%	42.3%	42.3%	0.0%	1.73
10. I often see my after school staff at school during the regular school day.	4.0%	32.0%	20.0%	24.0%	20.0%	2.20

Accountability

11. I have somebody at home who cares about me and helps me in my learning.	73.1%	19.2%	3.8%	0.0%	3.8%	3.72
12. The after school staff treats me and all other students with respect.	30.8%	38.5%	3.8%	7.7%	19.2%	3.14
13. I like my after school program and would recommend it to other students.	23.1%	42.3%	3.8%	11.5%	19.2%	2.95
14. The people who work in after school are knowledgeable and well prepared.	22.2%	44.4%	7.4%	3.7%	22.2%	3.10

RESPONSE PERCENT

	-A-	-B-	-C-	-D-	-E-	-F-
15. Favorite activities: (A) Homework	14.8%					
. Favorite activities: (A) Arts activities (music, dance, art, etc.)	51.9%					
. Favorite activities: (A) Reading activities	14.8%					
. Favorite activities: (A) Writing activities	3.7%					
. Favorite activities: (A) Life skills (cooking, bike shop, etc.)	55.6%					
. Favorite activities: (A) Math or science	11.1%					
. Favorite activities: (A) Sports and games	77.8%					
. Favorite activities: (A) Technology (video, photography, etc.)	29.6%					
16. Activities to do more: (A) Homework	14.8%					
. Activities to do more: (A) Arts activities (music, dance, art)	59.3%					
. Activities to do more: (A) Reading activities	7.4%					
. Activities to do more: (A) Writing activities	3.7%					
. Activities to do more: (A) Life skills (cooking, bike shop, etc.)	59.3%					
. Activities to do more: (A) Math or science	37.0%					
. Activities to do more: (A) Sports and games	55.6%					
. Activities to do more: (A) Technology (video, photography, etc.)	48.1%					
17. I feel close to this number of adults in the after school prgm: A) 0, B) 1, C) 2, D) 3, E) 4, F) 5+	14.8%	0.0%	14.8%	18.5%	0.0%	51.9%
18. I feel close to this number of students in the after sch prgm: A) 0, B) 1, C) 2, D) 3, E) 4, F) 5+	0.0%	3.8%	7.7%	11.5%	11.5%	65.4%

Background Information

--. My gender: A) Female, B) Male	55.6%	44.4%				
--. Number of yrs I have attended this after school program: A) 1, B) 2, C) 3, D) 4, E) 5 or more	7.4%	92.6%	0.0%	0.0%	0.0%	
--. Number of days a week I attend this after school program: A) 1, B) 2, C) 3, D) 4, E) 5	0.0%	0.0%	14.8%	3.7%	81.5%	
--. Why are you going to ASP: (A) My parents want me to go.	55.6%					
. Why are you going to ASP: (A) I do not want to go home and be alone.	18.5%					
. Why are you going to ASP: (A) My friends go here.	22.2%					
. Why are you going to ASP: (A) There are interesting things to do here.	33.3%					
. Why are you going to ASP: (A) The school suggested I go.	0.0%					
. Why are you going to ASP: (A) It is a safe place to be after school.	25.9%					
. Why are you going to ASP: (A) To get help with my school work.	33.3%					
. Why are you going to ASP: (A) I attended this after school program last year.	29.6%					
. Why are you going to ASP: (A) Other or don't know.	29.6%					



SFUSD ASP Grade 4 Student Satisfaction Survey 2009 Longfellow ES Summary Report

Total 17 Respondents

RESPONSE PERCENT				
Strongly Agree	Agree	Disagree	Strongly Disagree	Don't Know
- 4 -	- 3 -	- 2 -	- 1 -	

Questions

Access and Equity

1. The people who work in my after school program care about all the students in the program.	58.8%	23.5%	11.8%	0.0%	5.9%	3.50
2. The students in my after school program treat each other with respect.	11.8%	29.4%	41.2%	0.0%	17.6%	2.64
3. My home language and culture are welcomed in my after school program.	43.8%	50.0%	0.0%	0.0%	6.3%	3.47
4. I get the help I need to complete my homework in after school.	58.8%	35.3%	5.9%	0.0%	0.0%	3.53
5. My after school program is a positive and safe place for learning.	47.1%	41.2%	0.0%	5.9%	5.9%	3.38
6. I feel safer in my after school program than during the regular school day.	41.2%	11.8%	29.4%	0.0%	17.6%	3.14

Student Achievement

7. The people who work in my after school program make clear what they expect from me.	29.4%	35.3%	11.8%	0.0%	23.5%	3.23
8. The after school activities I participate in are interesting and fun.	52.9%	41.2%	5.9%	0.0%	0.0%	3.47
9. The after school staff uses computers and other technology to help me learn.	0.0%	11.8%	35.3%	52.9%	0.0%	1.59
10. I often see my after school staff at school during the regular school day.	6.3%	62.5%	25.0%	6.3%	0.0%	2.69

Accountability


11. I have somebody at home who cares about me and helps me in my learning.	58.8%	41.2%	0.0%	0.0%	0.0%	3.59
12. The after school staff treats me and all other students with respect.	41.2%	47.1%	5.9%	0.0%	5.9%	3.38
13. I like my after school program and would recommend it to other students.	43.8%	43.8%	0.0%	0.0%	12.5%	3.50
14. The people who work in after school are knowledgeable and well prepared.	35.3%	47.1%	11.8%	5.9%	0.0%	3.12

RESPONSE PERCENT					
-A-	-B-	-C-	-D-	-E-	-F-

15. Favorite activities: (A) Homework	17.6%					
. Favorite activities: (A) Arts activities (music, dance, art, etc.)	41.2%					
. Favorite activities: (A) Reading activities	0.0%					
. Favorite activities: (A) Writing activities	11.8%					
. Favorite activities: (A) Life skills (cooking, bike shop, etc.)	52.9%					
. Favorite activities: (A) Math or science	5.9%					
. Favorite activities: (A) Sports and games	70.6%					
. Favorite activities: (A) Technology (video, photography, etc.)	17.6%					
16. Activities to do more: (A) Homework	23.5%					
. Activities to do more: (A) Arts activities (music, dance, art)	58.8%					
. Activities to do more: (A) Reading activities	0.0%					
. Activities to do more: (A) Writing activities	11.8%					
. Activities to do more: (A) Life skills (cooking, bike shop, etc.)	41.2%					
. Activities to do more: (A) Math or science	23.5%					
. Activities to do more: (A) Sports and games	88.2%					
. Activities to do more: (A) Technology (video, photography, etc.)	35.3%					
17. I feel close to this number of adults in the after school prgm: A) 0, B) 1, C) 2, D) 3, E) 4, F) 5+	11.8%	35.3%	23.5%	5.9%	11.8%	11.8%
18. I feel close to this number of students in the after sch prgm: A) 0, B) 1, C) 2, D) 3, E) 4, F) 5+	0.0%	6.3%	6.3%	31.3%	6.3%	50.0%

Background Information

--. My gender: A) Female, B) Male	58.8%	41.2%				
--. Number of yrs I have attended this after school program: A) 1, B) 2, C) 3, D) 4, E) 5 or more	29.4%	52.9%	17.6%	0.0%	0.0%	
--. Number of days a week I attend this after school program: A) 1, B) 2, C) 3, D) 4, E) 5	0.0%	11.8%	0.0%	5.9%	82.4%	
--. Why are you going to ASP: (A) My parents want me to go.	70.6%					
. Why are you going to ASP: (A) I do not want to go home and be alone.	11.8%					
. Why are you going to ASP: (A) My friends go here.	64.7%					
. Why are you going to ASP: (A) There are interesting things to do here.	52.9%					
. Why are you going to ASP: (A) The school suggested I go.	0.0%					
. Why are you going to ASP: (A) It is a safe place to be after school.	35.3%					
. Why are you going to ASP: (A) To get help with my school work.	35.3%					
. Why are you going to ASP: (A) I attended this after school program last year.	35.3%					
. Why are you going to ASP: (A) Other or don't know.	11.8%					



SFUSD ASP Grade 4 Student Satisfaction Survey 2009

McKinley ES Summary Report

Total 11 Respondents

RESPONSE PERCENT				
Strongly Agree	Agree	Disagree	Strongly Disagree	Don't Know
- 4 -	- 3 -	- 2 -	- 1 -	

Questions

Access and Equity

1. The people who work in my after school program care about all the students in the program.	9.1%	27.3%	27.3%	0.0%	36.4%	2.71
2. The students in my after school program treat each other with respect.	10.0%	20.0%	40.0%	10.0%	20.0%	2.38
3. My home language and culture are welcomed in my after school program.	30.0%	30.0%	0.0%	0.0%	40.0%	3.50
4. I get the help I need to complete my homework in after school.	27.3%	54.5%	9.1%	0.0%	9.1%	3.20
5. My after school program is a positive and safe place for learning.	20.0%	30.0%	20.0%	0.0%	30.0%	3.00
6. I feel safer in my after school program than during the regular school day.	0.0%	63.6%	27.3%	0.0%	9.1%	2.70

Student Achievement

7. The people who work in my after school program make clear what they expect from me.	27.3%	27.3%	18.2%	0.0%	27.3%	3.13
8. The after school activities I participate in are interesting and fun.	18.2%	36.4%	27.3%	0.0%	18.2%	2.89
9. The after school staff uses computers and other technology to help me learn.	10.0%	20.0%	50.0%	10.0%	10.0%	2.33
10. I often see my after school staff at school during the regular school day.	0.0%	40.0%	20.0%	10.0%	30.0%	2.43

Accountability


11. I have somebody at home who cares about me and helps me in my learning.	63.6%	36.4%	0.0%	0.0%	0.0%	3.64
12. The after school staff treats me and all other students with respect.	10.0%	40.0%	30.0%	0.0%	20.0%	2.75
13. I like my after school program and would recommend it to other students.	18.2%	36.4%	18.2%	0.0%	27.3%	3.00
14. The people who work in after school are knowledgeable and well prepared.	0.0%	54.5%	9.1%	9.1%	27.3%	2.63

RESPONSE PERCENT

	-A-	-B-	-C-	-D-	-E-	-F-
15. Favorite activities: (A) Homework	0.0%					
. Favorite activities: (A) Arts activities (music, dance, art, etc.)	90.9%					
. Favorite activities: (A) Reading activities	18.2%					
. Favorite activities: (A) Writing activities	0.0%					
. Favorite activities: (A) Life skills (cooking, bike shop, etc.)	36.4%					
. Favorite activities: (A) Math or science	0.0%					
. Favorite activities: (A) Sports and games	45.5%					
. Favorite activities: (A) Technology (video, photography, etc.)	9.1%					
16. Activities to do more: (A) Homework	0.0%					
. Activities to do more: (A) Arts activities (music, dance, art)	63.6%					
. Activities to do more: (A) Reading activities	9.1%					
. Activities to do more: (A) Writing activities	0.0%					
. Activities to do more: (A) Life skills (cooking, bike shop, etc.)	27.3%					
. Activities to do more: (A) Math or science	0.0%					
. Activities to do more: (A) Sports and games	36.4%					
. Activities to do more: (A) Technology (video, photography, etc.)	18.2%					
17. I feel close to this number of adults in the after school prgm: A) 0, B) 1, C) 2, D) 3, E) 4, F) 5+	20.0%	30.0%	0.0%	30.0%	10.0%	10.0%
18. I feel close to this number of students in the after sch prgm: A) 0, B) 1, C) 2, D) 3, E) 4, F) 5+	9.1%	9.1%	0.0%	9.1%	9.1%	63.6%

Background Information

--. My gender: A) Female, B) Male	72.7%	27.3%				
--. Number of yrs I have attended this after school program: A) 1, B) 2, C) 3, D) 4, E) 5 or more	9.1%	0.0%	18.2%	45.5%	27.3%	
--. Number of days a week I attend this after school program: A) 1, B) 2, C) 3, D) 4, E) 5	0.0%	0.0%	0.0%	10.0%	90.0%	
--. Why are you going to ASP: (A) My parents want me to go.	63.6%					
. Why are you going to ASP: (A) I do not want to go home and be alone.	9.1%					
. Why are you going to ASP: (A) My friends go here.	18.2%					
. Why are you going to ASP: (A) There are interesting things to do here.	18.2%					
. Why are you going to ASP: (A) The school suggested I go.	0.0%					
. Why are you going to ASP: (A) It is a safe place to be after school.	18.2%					
. Why are you going to ASP: (A) To get help with my school work.	0.0%					
. Why are you going to ASP: (A) I attended this after school program last year.	27.3%					
. Why are you going to ASP: (A) Other or don't know.	27.3%					



SFUSD ASP Grade 4 Student Satisfaction Survey 2009

Milk ES Summary Report

Total 15 Respondents

RESPONSE PERCENT				
Strongly Agree	Agree	Disagree	Strongly Disagree	Don't Know
- 4 -	- 3 -	- 2 -	- 1 -	

Questions

Access and Equity

1. The people who work in my after school program care about all the students in the program.	64.3%	21.4%	0.0%	0.0%	14.3%	3.75
2. The students in my after school program treat each other with respect.	20.0%	33.3%	33.3%	6.7%	6.7%	2.71
3. My home language and culture are welcomed in my after school program.	86.7%	13.3%	0.0%	0.0%	0.0%	3.87
4. I get the help I need to complete my homework in after school.	46.7%	40.0%	0.0%	13.3%	0.0%	3.20
5. My after school program is a positive and safe place for learning.	73.3%	26.7%	0.0%	0.0%	0.0%	3.73
6. I feel safer in my after school program than during the regular school day.	7.1%	35.7%	7.1%	7.1%	42.9%	2.75

Student Achievement

7. The people who work in my after school program make clear what they expect from me.	46.7%	40.0%	0.0%	0.0%	13.3%	3.54
8. The after school activities I participate in are interesting and fun.	46.7%	40.0%	6.7%	6.7%	0.0%	3.27
9. The after school staff uses computers and other technology to help me learn.	13.3%	20.0%	40.0%	13.3%	13.3%	2.38
10. I often see my after school staff at school during the regular school day.	57.1%	42.9%	0.0%	0.0%	0.0%	3.57

Accountability

11. I have somebody at home who cares about me and helps me in my learning.	93.3%	6.7%	0.0%	0.0%	0.0%	3.93
12. The after school staff treats me and all other students with respect.	73.3%	26.7%	0.0%	0.0%	0.0%	3.73
13. I like my after school program and would recommend it to other students.	40.0%	46.7%	13.3%	0.0%	0.0%	3.27
14. The people who work in after school are knowledgeable and well prepared.	60.0%	26.7%	6.7%	6.7%	0.0%	3.40


RESPONSE PERCENT

	-A-	-B-	-C-	-D-	-E- -F-

15. Favorite activities: (A) Homework	20.0%				
. Favorite activities: (A) Arts activities (music, dance, art, etc.)	40.0%				
. Favorite activities: (A) Reading activities	13.3%				
. Favorite activities: (A) Writing activities	0.0%				
. Favorite activities: (A) Life skills (cooking, bike shop, etc.)	33.3%				
. Favorite activities: (A) Math or science	33.3%				
. Favorite activities: (A) Sports and games	73.3%				
. Favorite activities: (A) Technology (video, photography, etc.)	33.3%				
16. Activities to do more: (A) Homework	13.3%				
. Activities to do more: (A) Arts activities (music, dance, art)	33.3%				
. Activities to do more: (A) Reading activities	26.7%				
. Activities to do more: (A) Writing activities	13.3%				
. Activities to do more: (A) Life skills (cooking, bike shop, etc.)	40.0%				
. Activities to do more: (A) Math or science	26.7%				
. Activities to do more: (A) Sports and games	60.0%				
. Activities to do more: (A) Technology (video, photography, etc.)	53.3%				
17. I feel close to this number of adults in the after school prgm: A) 0, B) 1, C) 2, D) 3, E) 4, F) 5+	0.0%	0.0%	20.0%	0.0%	6.7% 73.3%
18. I feel close to this number of students in the after sch prgm: A) 0, B) 1, C) 2, D) 3, E) 4, F) 5+	0.0%	0.0%	6.7%	13.3%	0.0% 80.0%

Background Information

--. My gender: A) Female, B) Male	33.3%	66.7%			
--. Number of yrs I have attended this after school program: A) 1, B) 2, C) 3, D) 4, E) 5 or more	13.3%	6.7%	20.0%	6.7%	53.3%
--. Number of days a week I attend this after school program: A) 1, B) 2, C) 3, D) 4, E) 5	7.7%	0.0%	0.0%	30.8%	61.5%
--. Why are you going to ASP: (A) My parents want me to go.	60.0%				
. Why are you going to ASP: (A) I do not want to go home and be alone.	0.0%				
. Why are you going to ASP: (A) My friends go here.	6.7%				
. Why are you going to ASP: (A) There are interesting things to do here.	6.7%				
. Why are you going to ASP: (A) The school suggested I go.	6.7%				
. Why are you going to ASP: (A) It is a safe place to be after school.	0.0%				
. Why are you going to ASP: (A) To get help with my school work.	26.7%				
. Why are you going to ASP: (A) I attended this after school program last year.	6.7%				
. Why are you going to ASP: (A) Other or don't know.	26.7%				



SFUSD ASP Grade 4 Student Satisfaction Survey 2009

Mission Ed Ctr ES Summary Report

Total 9 Respondents

RESPONSE PERCENT				
Strongly Agree	Agree	Disagree	Strongly Disagree	Don't Know
- 4 -	- 3 -	- 2 -	- 1 -	

Questions

Access and Equity

1. The people who work in my after school program care about all the students in the program.	100.0%	0.0%	0.0%	0.0%	0.0%	4.00
2. The students in my after school program treat each other with respect.	55.6%	22.2%	22.2%	0.0%	0.0%	3.33
3. My home language and culture are welcomed in my after school program.	100.0%	0.0%	0.0%	0.0%	0.0%	4.00
4. I get the help I need to complete my homework in after school.	100.0%	0.0%	0.0%	0.0%	0.0%	4.00
5. My after school program is a positive and safe place for learning.	100.0%	0.0%	0.0%	0.0%	0.0%	4.00
6. I feel safer in my after school program than during the regular school day.	77.8%	22.2%	0.0%	0.0%	0.0%	3.78

Student Achievement

7. The people who work in my after school program make clear what they expect from me.	100.0%	0.0%	0.0%	0.0%	0.0%	4.00
8. The after school activities I participate in are interesting and fun.	100.0%	0.0%	0.0%	0.0%	0.0%	4.00
9. The after school staff uses computers and other technology to help me learn.	11.1%	0.0%	22.2%	44.4%	22.2%	1.71
10. I often see my after school staff at school during the regular school day.	22.2%	44.4%	11.1%	0.0%	22.2%	3.14

Accountability

11. I have somebody at home who cares about me and helps me in my learning.	88.9%	11.1%	0.0%	0.0%	0.0%	3.89
12. The after school staff treats me and all other students with respect.	100.0%	0.0%	0.0%	0.0%	0.0%	4.00
13. I like my after school program and would recommend it to other students.	88.9%	11.1%	0.0%	0.0%	0.0%	3.89
14. The people who work in after school are knowledgeable and well prepared.	100.0%	0.0%	0.0%	0.0%	0.0%	4.00


RESPONSE PERCENT

	-A-	-B-	-C-	-D-	-E-

15. Favorite activities: (A) Homework	55.6%				
. Favorite activities: (A) Arts activities (music, dance, art, etc.)	77.8%				
. Favorite activities: (A) Reading activities	22.2%				
. Favorite activities: (A) Writing activities	33.3%				
. Favorite activities: (A) Life skills (cooking, bike shop, etc.)	33.3%				
. Favorite activities: (A) Math or science	22.2%				
. Favorite activities: (A) Sports and games	88.9%				
. Favorite activities: (A) Technology (video, photography, etc.)	11.1%				
16. Activities to do more: (A) Homework	66.7%				
. Activities to do more: (A) Arts activities (music, dance, art)	88.9%				
. Activities to do more: (A) Reading activities	77.8%				
. Activities to do more: (A) Writing activities	77.8%				
. Activities to do more: (A) Life skills (cooking, bike shop, etc.)	88.9%				
. Activities to do more: (A) Math or science	88.9%				
. Activities to do more: (A) Sports and games	100.0%				
. Activities to do more: (A) Technology (video, photography, etc.)	77.8%				
17. I feel close to this number of adults in the after school prgm: A) 0, B) 1, C) 2, D) 3, E) 4, F) 5+	11.1%	11.1%	44.4%	11.1%	0.0%
18. I feel close to this number of students in the after sch prgm: A) 0, B) 1, C) 2, D) 3, E) 4, F) 5+	11.1%	0.0%	11.1%	0.0%	0.0%

Background Information

--. My gender: A) Female, B) Male	55.6%	44.4%			
--. Number of yrs I have attended this after school program: A) 1, B) 2, C) 3, D) 4, E) 5 or more	66.7%	33.3%	0.0%	0.0%	0.0%
--. Number of days a week I attend this after school program: A) 1, B) 2, C) 3, D) 4, E) 5	0.0%	0.0%	0.0%	0.0%	100.0%
--. Why are you going to ASP: (A) My parents want me to go.	66.7%				
. Why are you going to ASP: (A) I do not want to go home and be alone.	44.4%				
. Why are you going to ASP: (A) My friends go here.	55.6%				
. Why are you going to ASP: (A) There are interesting things to do here.	100.0%				
. Why are you going to ASP: (A) The school suggested I go.	22.2%				
. Why are you going to ASP: (A) It is a safe place to be after school.	100.0%				
. Why are you going to ASP: (A) To get help with my school work.	100.0%				
. Why are you going to ASP: (A) I attended this after school program last year.	33.3%				
. Why are you going to ASP: (A) Other or don't know.	0.0%				



SFUSD ASP Grade 4 Student Satisfaction Survey 2009 Monroe ES Summary Report

Total 15 Respondents

RESPONSE PERCENT				
Strongly Agree	Agree	Disagree	Strongly Disagree	Don't Know
- 4 -	- 3 -	- 2 -	- 1 -	

Questions

Access and Equity

1. The people who work in my after school program care about all the students in the program.	40.0%	46.7%	6.7%	0.0%	6.7%	3.36
2. The students in my after school program treat each other with respect.	0.0%	28.6%	42.9%	14.3%	14.3%	2.17
3. My home language and culture are welcomed in my after school program.	42.9%	21.4%	21.4%	7.1%	7.1%	3.08
4. I get the help I need to complete my homework in after school.	28.6%	64.3%	7.1%	0.0%	0.0%	3.21
5. My after school program is a positive and safe place for learning.	30.8%	46.2%	0.0%	15.4%	7.7%	3.00
6. I feel safer in my after school program than during the regular school day.	13.3%	13.3%	20.0%	6.7%	46.7%	2.63

Student Achievement

7. The people who work in my after school program make clear what they expect from me.	26.7%	26.7%	26.7%	0.0%	20.0%	3.00
8. The after school activities I participate in are interesting and fun.	64.3%	14.3%	7.1%	0.0%	14.3%	3.67
9. The after school staff uses computers and other technology to help me learn.	0.0%	7.1%	42.9%	42.9%	7.1%	1.62
10. I often see my after school staff at school during the regular school day.	33.3%	26.7%	33.3%	6.7%	0.0%	2.87

Accountability


11. I have somebody at home who cares about me and helps me in my learning.	50.0%	33.3%	0.0%	16.7%	0.0%	3.17
12. The after school staff treats me and all other students with respect.	30.8%	38.5%	7.7%	7.7%	15.4%	3.09
13. I like my after school program and would recommend it to other students.	13.3%	66.7%	20.0%	0.0%	0.0%	2.93
14. The people who work in after school are knowledgeable and well prepared.	57.1%	14.3%	7.1%	0.0%	21.4%	3.64

RESPONSE PERCENT

	-A-	-B-	-C-	-D-	-E-	-F-
15. Favorite activities: (A) Homework	6.7%					
. Favorite activities: (A) Arts activities (music, dance, art, etc.)	73.3%					
. Favorite activities: (A) Reading activities	20.0%					
. Favorite activities: (A) Writing activities	13.3%					
. Favorite activities: (A) Life skills (cooking, bike shop, etc.)	26.7%					
. Favorite activities: (A) Math or science	0.0%					
. Favorite activities: (A) Sports and games	66.7%					
. Favorite activities: (A) Technology (video, photography, etc.)	6.7%					
16. Activities to do more: (A) Homework	13.3%					
. Activities to do more: (A) Arts activities (music, dance, art)	60.0%					
. Activities to do more: (A) Reading activities	6.7%					
. Activities to do more: (A) Writing activities	6.7%					
. Activities to do more: (A) Life skills (cooking, bike shop, etc.)	6.7%					
. Activities to do more: (A) Math or science	0.0%					
. Activities to do more: (A) Sports and games	46.7%					
. Activities to do more: (A) Technology (video, photography, etc.)	20.0%					
17. I feel close to this number of adults in the after school prgm: A) 0, B) 1, C) 2, D) 3, E) 4, F) 5+	0.0%	7.1%	0.0%	14.3%	7.1%	71.4%
18. I feel close to this number of students in the after sch prgm: A) 0, B) 1, C) 2, D) 3, E) 4, F) 5+	0.0%	0.0%	6.7%	20.0%	0.0%	73.3%

Background Information

--. My gender: A) Female, B) Male	60.0%	40.0%				
--. Number of yrs I have attended this after school program: A) 1, B) 2, C) 3, D) 4, E) 5 or more	28.6%	14.3%	42.9%	0.0%	14.3%	
--. Number of days a week I attend this after school program: A) 1, B) 2, C) 3, D) 4, E) 5	8.3%	0.0%	8.3%	8.3%	75.0%	
--. Why are you going to ASP: (A) My parents want me to go.	40.0%					
. Why are you going to ASP: (A) I do not want to go home and be alone.	0.0%					
. Why are you going to ASP: (A) My friends go here.	6.7%					
. Why are you going to ASP: (A) There are interesting things to do here.	0.0%					
. Why are you going to ASP: (A) The school suggested I go.	0.0%					
. Why are you going to ASP: (A) It is a safe place to be after school.	0.0%					
. Why are you going to ASP: (A) To get help with my school work.	73.3%					
. Why are you going to ASP: (A) I attended this after school program last year.	6.7%					
. Why are you going to ASP: (A) Other or don't know.	0.0%					



SFUSD ASP Grade 4 Student Satisfaction Survey 2009

New Traditions ES Summary Report

Total 3 Respondents

RESPONSE PERCENT				
Strongly Agree	Agree	Disagree	Strongly Disagree	Don't Know
- 4 -	- 3 -	- 2 -	- 1 -	

Questions

Access and Equity

	0.0%	0.0%	100.0%	0.0%	0.0%	
1. The people who work in my after school program care about all the students in the program.	0.0%	0.0%	100.0%	0.0%	0.0%	2.00
2. The students in my after school program treat each other with respect.	0.0%	100.0%	0.0%	0.0%	0.0%	3.00
3. My home language and culture are welcomed in my after school program.	66.7%	0.0%	0.0%	0.0%	33.3%	4.00
4. I get the help I need to complete my homework in after school.	0.0%	100.0%	0.0%	0.0%	0.0%	3.00
5. My after school program is a positive and safe place for learning.	0.0%	100.0%	0.0%	0.0%	0.0%	3.00
6. I feel safer in my after school program than during the regular school day.	0.0%	100.0%	0.0%	0.0%	0.0%	3.00

Student Achievement

7. The people who work in my after school program make clear what they expect from me.	0.0%	33.3%	33.3%	33.3%	0.0%	2.00
8. The after school activities I participate in are interesting and fun.	0.0%	66.7%	0.0%	33.3%	0.0%	2.33
9. The after school staff uses computers and other technology to help me learn.	33.3%	33.3%	0.0%	33.3%	0.0%	2.67
10. I often see my after school staff at school during the regular school day.	33.3%	66.7%	0.0%	0.0%	0.0%	3.33

Accountability


11. I have somebody at home who cares about me and helps me in my learning.	33.3%	0.0%	33.3%	33.3%	0.0%	2.33
12. The after school staff treats me and all other students with respect.	33.3%	0.0%	33.3%	33.3%	0.0%	2.33
13. I like my after school program and would recommend it to other students.	0.0%	33.3%	66.7%	0.0%	0.0%	2.33
14. The people who work in after school are knowledgeable and well prepared.	0.0%	33.3%	33.3%	0.0%	33.3%	2.50

RESPONSE PERCENT					
-A-	-B-	-C-	-D-	-E-	-F-

15. Favorite activities: (A) Homework	0.0%					
. Favorite activities: (A) Arts activities (music, dance, art, etc.)	33.3%					
. Favorite activities: (A) Reading activities	0.0%					
. Favorite activities: (A) Writing activities	0.0%					
. Favorite activities: (A) Life skills (cooking, bike shop, etc.)	0.0%					
. Favorite activities: (A) Math or science	0.0%					
. Favorite activities: (A) Sports and games	66.7%					
. Favorite activities: (A) Technology (video, photography, etc.)	33.3%					
16. Activities to do more: (A) Homework	33.3%					
. Activities to do more: (A) Arts activities (music, dance, art)	0.0%					
. Activities to do more: (A) Reading activities	0.0%					
. Activities to do more: (A) Writing activities	0.0%					
. Activities to do more: (A) Life skills (cooking, bike shop, etc.)	33.3%					
. Activities to do more: (A) Math or science	0.0%					
. Activities to do more: (A) Sports and games	33.3%					
. Activities to do more: (A) Technology (video, photography, etc.)	0.0%					
17. I feel close to this number of adults in the after school prgm: A) 0, B) 1, C) 2, D) 3, E) 4, F) 5+	66.7%	0.0%	0.0%	0.0%	0.0%	33.3%
18. I feel close to this number of students in the after sch prgm: A) 0, B) 1, C) 2, D) 3, E) 4, F) 5+	66.7%	0.0%	0.0%	0.0%	33.3%	

Background Information

--. My gender: A) Female, B) Male	0.0%	100.0%				
--. Number of yrs I have attended this after school program: A) 1, B) 2, C) 3, D) 4, E) 5 or more	50.0%	50.0%	0.0%	0.0%	0.0%	
--. Number of days a week I attend this after school program: A) 1, B) 2, C) 3, D) 4, E) 5	0.0%	0.0%	0.0%	0.0%	100.0%	
--. Why are you going to ASP: (A) My parents want me to go.	0.0%					
. Why are you going to ASP: (A) I do not want to go home and be alone.	0.0%					
. Why are you going to ASP: (A) My friends go here.	66.7%					
. Why are you going to ASP: (A) There are interesting things to do here.	0.0%					
. Why are you going to ASP: (A) The school suggested I go.	0.0%					
. Why are you going to ASP: (A) It is a safe place to be after school.	0.0%					
. Why are you going to ASP: (A) To get help with my school work.	66.7%					
. Why are you going to ASP: (A) I attended this after school program last year.	0.0%					
. Why are you going to ASP: (A) Other or don't know.	0.0%					



SFUSD ASP Grade 4 Student Satisfaction Survey 2009

Ortega ES Summary Report

Total 16 Respondents

RESPONSE PERCENT				
Strongly Agree	Agree	Disagree	Strongly Disagree	Don't Know
- 4 -	- 3 -	- 2 -	- 1 -	

Questions

Access and Equity

1. The people who work in my after school program care about all the students in the program.	28.6%	71.4%	0.0%	0.0%	0.0%	3.29
2. The students in my after school program treat each other with respect.	6.3%	12.5%	50.0%	18.8%	12.5%	2.07
3. My home language and culture are welcomed in my after school program.	68.8%	25.0%	0.0%	0.0%	6.3%	3.73
4. I get the help I need to complete my homework in after school.	37.5%	50.0%	0.0%	6.3%	6.3%	3.27
5. My after school program is a positive and safe place for learning.	53.3%	20.0%	6.7%	6.7%	13.3%	3.38
6. I feel safer in my after school program than during the regular school day.	6.3%	37.5%	25.0%	12.5%	18.8%	2.46

Student Achievement

7. The people who work in my after school program make clear what they expect from me.	37.5%	43.8%	6.3%	0.0%	12.5%	3.36
8. The after school activities I participate in are interesting and fun.	68.8%	12.5%	0.0%	0.0%	18.8%	3.85
9. The after school staff uses computers and other technology to help me learn.	6.3%	6.3%	25.0%	37.5%	25.0%	1.75
10. I often see my after school staff at school during the regular school day.	18.8%	62.5%	6.3%	0.0%	12.5%	3.14

Accountability


11. I have somebody at home who cares about me and helps me in my learning.	62.5%	18.8%	12.5%	6.3%	0.0%	3.38
12. The after school staff treats me and all other students with respect.	18.8%	68.8%	12.5%	0.0%	0.0%	3.06
13. I like my after school program and would recommend it to other students.	43.8%	31.3%	0.0%	6.3%	18.8%	3.38
14. The people who work in after school are knowledgeable and well prepared.	33.3%	33.3%	6.7%	6.7%	20.0%	3.17

RESPONSE PERCENT

	-A-	-B-	-C-	-D-	-E-	-F-
15. Favorite activities: (A) Homework	12.5%					
. Favorite activities: (A) Arts activities (music, dance, art, etc.)	75.0%					
. Favorite activities: (A) Reading activities	6.3%					
. Favorite activities: (A) Writing activities	0.0%					
. Favorite activities: (A) Life skills (cooking, bike shop, etc.)	75.0%					
. Favorite activities: (A) Math or science	6.3%					
. Favorite activities: (A) Sports and games	81.3%					
. Favorite activities: (A) Technology (video, photography, etc.)	50.0%					
16. Activities to do more: (A) Homework	12.5%					
. Activities to do more: (A) Arts activities (music, dance, art)	81.3%					
. Activities to do more: (A) Reading activities	6.3%					
. Activities to do more: (A) Writing activities	0.0%					
. Activities to do more: (A) Life skills (cooking, bike shop, etc.)	75.0%					
. Activities to do more: (A) Math or science	25.0%					
. Activities to do more: (A) Sports and games	87.5%					
. Activities to do more: (A) Technology (video, photography, etc.)	75.0%					
17. I feel close to this number of adults in the after school prgm: A) 0, B) 1, C) 2, D) 3, E) 4, F) 5+	0.0%	6.7%	13.3%	6.7%	6.7%	66.7%
18. I feel close to this number of students in the after sch prgm: A) 0, B) 1, C) 2, D) 3, E) 4, F) 5+	0.0%	6.3%	12.5%	6.3%	6.3%	68.8%

Background Information

--. My gender: A) Female, B) Male	50.0%	50.0%				
--. Number of yrs I have attended this after school program: A) 1, B) 2, C) 3, D) 4, E) 5 or more	20.0%	20.0%	13.3%	20.0%	26.7%	
--. Number of days a week I attend this after school program: A) 1, B) 2, C) 3, D) 4, E) 5	0.0%	0.0%	0.0%	0.0%	100.0%	
--. Why are you going to ASP: (A) My parents want me to go.	81.3%					
. Why are you going to ASP: (A) I do not want to go home and be alone.	31.3%					
. Why are you going to ASP: (A) My friends go here.	56.3%					
. Why are you going to ASP: (A) There are interesting things to do here.	50.0%					
. Why are you going to ASP: (A) The school suggested I go.	12.5%					
. Why are you going to ASP: (A) It is a safe place to be after school.	37.5%					
. Why are you going to ASP: (A) To get help with my school work.	50.0%					
. Why are you going to ASP: (A) I attended this after school program last year.	43.8%					
. Why are you going to ASP: (A) Other or don't know.	25.0%					



SFUSD ASP Grade 4 Student Satisfaction Survey 2009 Parks ES Summary Report

Total 5 Respondents

RESPONSE PERCENT				
Strongly Agree	Agree	Disagree	Strongly Disagree	Don't Know
- 4 -	- 3 -	- 2 -	- 1 -	

Questions

Access and Equity

	60.0%	40.0%	0.0%	0.0%	0.0%	
1. The people who work in my after school program care about all the students in the program.	60.0%	40.0%	0.0%	0.0%	0.0%	3.60
2. The students in my after school program treat each other with respect.	0.0%	40.0%	60.0%	0.0%	0.0%	2.40
3. My home language and culture are welcomed in my after school program.	0.0%	40.0%	0.0%	0.0%	60.0%	3.00
4. I get the help I need to complete my homework in after school.	0.0%	100.0%	0.0%	0.0%	0.0%	3.00
5. My after school program is a positive and safe place for learning.	0.0%	100.0%	0.0%	0.0%	0.0%	3.00
6. I feel safer in my after school program than during the regular school day.	0.0%	20.0%	20.0%	0.0%	60.0%	2.50

Student Achievement

7. The people who work in my after school program make clear what they expect from me.	0.0%	100.0%	0.0%	0.0%	0.0%	3.00
8. The after school activities I participate in are interesting and fun.	0.0%	100.0%	0.0%	0.0%	0.0%	3.00
9. The after school staff uses computers and other technology to help me learn.	0.0%	0.0%	100.0%	0.0%	0.0%	2.00
10. I often see my after school staff at school during the regular school day.	0.0%	20.0%	80.0%	0.0%	0.0%	2.20

Accountability

11. I have somebody at home who cares about me and helps me in my learning.	0.0%	100.0%	0.0%	0.0%	0.0%	3.00
12. The after school staff treats me and all other students with respect.	0.0%	100.0%	0.0%	0.0%	0.0%	3.00
13. I like my after school program and would recommend it to other students.	0.0%	80.0%	0.0%	0.0%	20.0%	3.00
14. The people who work in after school are knowledgeable and well prepared.	20.0%	40.0%	0.0%	0.0%	40.0%	3.33

RESPONSE PERCENT

	-A-	-B-	-C-	-D-	-E-	-F-
--	-----	-----	-----	-----	-----	-----

15. Favorite activities: (A) Homework	80.0%					
. Favorite activities: (A) Arts activities (music, dance, art, etc.)	100.0%					
. Favorite activities: (A) Reading activities	20.0%					
. Favorite activities: (A) Writing activities	0.0%					
. Favorite activities: (A) Life skills (cooking, bike shop, etc.)	0.0%					
. Favorite activities: (A) Math or science	0.0%					
. Favorite activities: (A) Sports and games	60.0%					
. Favorite activities: (A) Technology (video, photography, etc.)	0.0%					
16. Activities to do more: (A) Homework	0.0%					
. Activities to do more: (A) Arts activities (music, dance, art)	0.0%					
. Activities to do more: (A) Reading activities	20.0%					
. Activities to do more: (A) Writing activities	0.0%					
. Activities to do more: (A) Life skills (cooking, bike shop, etc.)	40.0%					
. Activities to do more: (A) Math or science	20.0%					
. Activities to do more: (A) Sports and games	40.0%					
. Activities to do more: (A) Technology (video, photography, etc.)	80.0%					
17. I feel close to this number of adults in the after school prgm: A) 0, B) 1, C) 2, D) 3, E) 4, F) 5+	0.0%	40.0%	60.0%	0.0%	0.0%	
18. I feel close to this number of students in the after sch prgm: A) 0, B) 1, C) 2, D) 3, E) 4, F) 5+	20.0%	20.0%	60.0%	0.0%	0.0%	

Background Information

--. My gender: A) Female, B) Male	60.0%	40.0%			
--. Number of yrs I have attended this after school program: A) 1, B) 2, C) 3, D) 4, E) 5 or more	20.0%	40.0%	40.0%	0.0%	0.0%
--. Number of days a week I attend this after school program: A) 1, B) 2, C) 3, D) 4, E) 5	0.0%	0.0%	0.0%	20.0%	80.0%
--. Why are you going to ASP: (A) My parents want me to go.	80.0%				
. Why are you going to ASP: (A) I do not want to go home and be alone.	0.0%				
. Why are you going to ASP: (A) My friends go here.	0.0%				
. Why are you going to ASP: (A) There are interesting things to do here.	80.0%				
. Why are you going to ASP: (A) The school suggested I go.	40.0%				
. Why are you going to ASP: (A) It is a safe place to be after school.	20.0%				
. Why are you going to ASP: (A) To get help with my school work.	20.0%				
. Why are you going to ASP: (A) I attended this after school program last year.	40.0%				
. Why are you going to ASP: (A) Other or don't know.	0.0%				



SFUSD ASP Grade 4 Student Satisfaction Survey 2009

Peabody ES Summary Report

Total 15 Respondents

RESPONSE PERCENT				
Strongly Agree	Agree	Disagree	Strongly Disagree	Don't Know
- 4 -	- 3 -	- 2 -	- 1 -	

Questions

Access and Equity

1. The people who work in my after school program care about all the students in the program.	26.7%	73.3%	0.0%	0.0%	0.0%	3.27
2. The students in my after school program treat each other with respect.	13.3%	60.0%	13.3%	13.3%	0.0%	2.73
3. My home language and culture are welcomed in my after school program.	33.3%	46.7%	0.0%	6.7%	13.3%	3.23
4. I get the help I need to complete my homework in after school.	66.7%	26.7%	0.0%	6.7%	0.0%	3.53
5. My after school program is a positive and safe place for learning.	57.1%	42.9%	0.0%	0.0%	0.0%	3.57
6. I feel safer in my after school program than during the regular school day.	6.7%	33.3%	20.0%	20.0%	20.0%	2.33

Student Achievement

7. The people who work in my after school program make clear what they expect from me.	73.3%	26.7%	0.0%	0.0%	0.0%	3.73
8. The after school activities I participate in are interesting and fun.	13.3%	73.3%	0.0%	13.3%	0.0%	2.87
9. The after school staff uses computers and other technology to help me learn.	13.3%	26.7%	20.0%	26.7%	13.3%	2.31
10. I often see my after school staff at school during the regular school day.	13.3%	26.7%	40.0%	6.7%	13.3%	2.54

Accountability


11. I have somebody at home who cares about me and helps me in my learning.	80.0%	20.0%	0.0%	0.0%	0.0%	3.80
12. The after school staff treats me and all other students with respect.	40.0%	46.7%	6.7%	0.0%	6.7%	3.36
13. I like my after school program and would recommend it to other students.	33.3%	53.3%	0.0%	6.7%	6.7%	3.21
14. The people who work in after school are knowledgeable and well prepared.	46.7%	53.3%	0.0%	0.0%	0.0%	3.47

RESPONSE PERCENT

	-A-	-B-	-C-	-D-	-E-	-F-
15. Favorite activities: (A) Homework	33.3%					
. Favorite activities: (A) Arts activities (music, dance, art, etc.)	46.7%					
. Favorite activities: (A) Reading activities	13.3%					
. Favorite activities: (A) Writing activities	6.7%					
. Favorite activities: (A) Life skills (cooking, bike shop, etc.)	40.0%					
. Favorite activities: (A) Math or science	40.0%					
. Favorite activities: (A) Sports and games	86.7%					
. Favorite activities: (A) Technology (video, photography, etc.)	26.7%					
16. Activities to do more: (A) Homework	20.0%					
. Activities to do more: (A) Arts activities (music, dance, art)	26.7%					
. Activities to do more: (A) Reading activities	13.3%					
. Activities to do more: (A) Writing activities	13.3%					
. Activities to do more: (A) Life skills (cooking, bike shop, etc.)	40.0%					
. Activities to do more: (A) Math or science	53.3%					
. Activities to do more: (A) Sports and games	66.7%					
. Activities to do more: (A) Technology (video, photography, etc.)	53.3%					
17. I feel close to this number of adults in the after school prgm: A) 0, B) 1, C) 2, D) 3, E) 4, F) 5+	7.7%	0.0%	23.1%	38.5%	7.7%	23.1%
18. I feel close to this number of students in the after sch prgm: A) 0, B) 1, C) 2, D) 3, E) 4, F) 5+	0.0%	0.0%	0.0%	6.7%	13.3%	80.0%

Background Information

--. My gender: A) Female, B) Male	33.3%	66.7%				
--. Number of yrs I have attended this after school program: A) 1, B) 2, C) 3, D) 4, E) 5 or more	26.7%	26.7%	26.7%	13.3%	6.7%	
--. Number of days a week I attend this after school program: A) 1, B) 2, C) 3, D) 4, E) 5	0.0%	0.0%	0.0%	6.7%	93.3%	
--. Why are you going to ASP: (A) My parents want me to go.	46.7%					
. Why are you going to ASP: (A) I do not want to go home and be alone.	13.3%					
. Why are you going to ASP: (A) My friends go here.	26.7%					
. Why are you going to ASP: (A) There are interesting things to do here.	26.7%					
. Why are you going to ASP: (A) The school suggested I go.	6.7%					
. Why are you going to ASP: (A) It is a safe place to be after school.	13.3%					
. Why are you going to ASP: (A) To get help with my school work.	26.7%					
. Why are you going to ASP: (A) I attended this after school program last year.	13.3%					
. Why are you going to ASP: (A) Other or don't know.	33.3%					



SFUSD ASP Grade 4 Student Satisfaction Survey 2009

Redding ES Summary Report

Total 16 Respondents

RESPONSE PERCENT				
Strongly Agree	Agree	Disagree	Strongly Disagree	Don't Know
- 4 -	- 3 -	- 2 -	- 1 -	

Questions

Access and Equity

	Strongly Agree	Agree	Disagree	Strongly Disagree	Don't Know	MEAN
1. The people who work in my after school program care about all the students in the program.	81.3%	18.8%	0.0%	0.0%	0.0%	3.81
2. The students in my after school program treat each other with respect.	0.0%	25.0%	62.5%	6.3%	6.3%	2.20
3. My home language and culture are welcomed in my after school program.	60.0%	20.0%	6.7%	0.0%	13.3%	3.62
4. I get the help I need to complete my homework in after school.	66.7%	26.7%	0.0%	6.7%	0.0%	3.53
5. My after school program is a positive and safe place for learning.	62.5%	31.3%	6.3%	0.0%	0.0%	3.56
6. I feel safer in my after school program than during the regular school day.	14.3%	42.9%	28.6%	7.1%	7.1%	2.69

Student Achievement

7. The people who work in my after school program make clear what they expect from me.	66.7%	26.7%	0.0%	0.0%	6.7%	3.71
8. The after school activities I participate in are interesting and fun.	25.0%	75.0%	0.0%	0.0%	0.0%	3.25
9. The after school staff uses computers and other technology to help me learn.	0.0%	6.7%	40.0%	53.3%	0.0%	1.53
10. I often see my after school staff at school during the regular school day.	31.3%	56.3%	6.3%	6.3%	0.0%	3.13

Accountability


11. I have somebody at home who cares about me and helps me in my learning.	66.7%	26.7%	6.7%	0.0%	0.0%	3.60
12. The after school staff treats me and all other students with respect.	40.0%	60.0%	0.0%	0.0%	0.0%	3.40
13. I like my after school program and would recommend it to other students.	73.3%	26.7%	0.0%	0.0%	0.0%	3.73
14. The people who work in after school are knowledgeable and well prepared.	31.3%	50.0%	12.5%	0.0%	6.3%	3.20

RESPONSE PERCENT					
-A-	-B-	-C-	-D-	-E-	-F-

15. Favorite activities: (A) Homework	12.5%					
. Favorite activities: (A) Arts activities (music, dance, art, etc.)	43.8%					
. Favorite activities: (A) Reading activities	12.5%					
. Favorite activities: (A) Writing activities	12.5%					
. Favorite activities: (A) Life skills (cooking, bike shop, etc.)	56.3%					
. Favorite activities: (A) Math or science	25.0%					
. Favorite activities: (A) Sports and games	87.5%					
. Favorite activities: (A) Technology (video, photography, etc.)	50.0%					
16. Activities to do more: (A) Homework	12.5%					
. Activities to do more: (A) Arts activities (music, dance, art)	18.8%					
. Activities to do more: (A) Reading activities	6.3%					
. Activities to do more: (A) Writing activities	12.5%					
. Activities to do more: (A) Life skills (cooking, bike shop, etc.)	50.0%					
. Activities to do more: (A) Math or science	31.3%					
. Activities to do more: (A) Sports and games	56.3%					
. Activities to do more: (A) Technology (video, photography, etc.)	43.8%					
17. I feel close to this number of adults in the after school prgm: A) 0, B) 1, C) 2, D) 3, E) 4, F) 5+	0.0%	13.3%	13.3%	6.7%	20.0%	46.7%
18. I feel close to this number of students in the after sch prgm: A) 0, B) 1, C) 2, D) 3, E) 4, F) 5+	7.7%	0.0%	7.7%	7.7%	30.8%	46.2%

Background Information

--. My gender: A) Female, B) Male	43.8%	56.3%			
--. Number of yrs I have attended this after school program: A) 1, B) 2, C) 3, D) 4, E) 5 or more	12.5%	43.8%	43.8%	0.0%	0.0%
--. Number of days a week I attend this after school program: A) 1, B) 2, C) 3, D) 4, E) 5	0.0%	0.0%	0.0%	6.3%	93.8%
--. Why are you going to ASP: (A) My parents want me to go.	56.3%				
. Why are you going to ASP: (A) I do not want to go home and be alone.	0.0%				
. Why are you going to ASP: (A) My friends go here.	0.0%				
. Why are you going to ASP: (A) There are interesting things to do here.	6.3%				
. Why are you going to ASP: (A) The school suggested I go.	0.0%				
. Why are you going to ASP: (A) It is a safe place to be after school.	0.0%				
. Why are you going to ASP: (A) To get help with my school work.	12.5%				
. Why are you going to ASP: (A) I attended this after school program last year.	25.0%				
. Why are you going to ASP: (A) Other or don't know.	18.8%				



SFUSD ASP Grade 4 Student Satisfaction Survey 2009

S.F. Community ES Summary Report

Total 19 Respondents

RESPONSE PERCENT				
Strongly Agree	Agree	Disagree	Strongly Disagree	Don't Know
- 4 -	- 3 -	- 2 -	- 1 -	

Questions

Access and Equity

1. The people who work in my after school program care about all the students in the program.	27.8%	55.6%	0.0%	5.6%	11.1%	3.19	
2. The students in my after school program treat each other with respect.	15.8%	36.8%	10.5%	15.8%	21.1%	2.67	
3. My home language and culture are welcomed in my after school program.	52.6%	26.3%	10.5%	0.0%	10.5%	3.47	
4. I get the help I need to complete my homework in after school.	42.1%	47.4%	0.0%	0.0%	10.5%	3.47	
5. My after school program is a positive and safe place for learning.	31.6%	52.6%	5.3%	0.0%	10.5%	3.29	
6. I feel safer in my after school program than during the regular school day.	10.5%	26.3%	21.1%	15.8%	26.3%	2.43	

Student Achievement

7. The people who work in my after school program make clear what they expect from me.	36.8%	52.6%	0.0%	0.0%	10.5%	3.41
8. The after school activities I participate in are interesting and fun.	21.1%	31.6%	31.6%	0.0%	15.8%	2.88
9. The after school staff uses computers and other technology to help me learn.	0.0%	5.6%	16.7%	27.8%	50.0%	1.56
10. I often see my after school staff at school during the regular school day.	26.3%	36.8%	5.3%	0.0%	31.6%	3.31

Accountability


11. I have somebody at home who cares about me and helps me in my learning.	68.4%	10.5%	10.5%	0.0%	10.5%	3.65
12. The after school staff treats me and all other students with respect.	42.1%	47.4%	5.3%	5.3%	0.0%	3.26
13. I like my after school program and would recommend it to other students.	52.6%	10.5%	5.3%	15.8%	15.8%	3.19
14. The people who work in after school are knowledgeable and well prepared.	47.4%	26.3%	10.5%	5.3%	10.5%	3.29

RESPONSE PERCENT					
-A-	-B-	-C-	-D-	-E-	-F-

15. Favorite activities: (A) Homework	15.8%					
. Favorite activities: (A) Arts activities (music, dance, art, etc.)	31.6%					
. Favorite activities: (A) Reading activities	15.8%					
. Favorite activities: (A) Writing activities	15.8%					
. Favorite activities: (A) Life skills (cooking, bike shop, etc.)	31.6%					
. Favorite activities: (A) Math or science	21.1%					
. Favorite activities: (A) Sports and games	78.9%					
. Favorite activities: (A) Technology (video, photography, etc.)	31.6%					
16. Activities to do more: (A) Homework	21.1%					
. Activities to do more: (A) Arts activities (music, dance, art)	36.8%					
. Activities to do more: (A) Reading activities	10.5%					
. Activities to do more: (A) Writing activities	15.8%					
. Activities to do more: (A) Life skills (cooking, bike shop, etc.)	42.1%					
. Activities to do more: (A) Math or science	15.8%					
. Activities to do more: (A) Sports and games	68.4%					
. Activities to do more: (A) Technology (video, photography, etc.)	36.8%					
17. I feel close to this number of adults in the after school prgm: A) 0, B) 1, C) 2, D) 3, E) 4, F) 5+	0.0%	10.5%	10.5%	26.3%	10.5%	42.1%
18. I feel close to this number of students in the after sch prgm: A) 0, B) 1, C) 2, D) 3, E) 4, F) 5+	10.5%	5.3%	0.0%	15.8%	15.8%	52.6%

Background Information

--. My gender: A) Female, B) Male	68.4%	31.6%			
--. Number of yrs I have attended this after school program: A) 1, B) 2, C) 3, D) 4, E) 5 or more	29.4%	0.0%	0.0%	17.6%	52.9%
--. Number of days a week I attend this after school program: A) 1, B) 2, C) 3, D) 4, E) 5	0.0%	0.0%	11.1%	0.0%	88.9%
--. Why are you going to ASP: (A) My parents want me to go.	52.6%				
. Why are you going to ASP: (A) I do not want to go home and be alone.	15.8%				
. Why are you going to ASP: (A) My friends go here.	5.3%				
. Why are you going to ASP: (A) There are interesting things to do here.	26.3%				
. Why are you going to ASP: (A) The school suggested I go.	5.3%				
. Why are you going to ASP: (A) It is a safe place to be after school.	10.5%				
. Why are you going to ASP: (A) To get help with my school work.	31.6%				
. Why are you going to ASP: (A) I attended this after school program last year.	15.8%				
. Why are you going to ASP: (A) Other or don't know.	36.8%				



SFUSD ASP Grade 4 Student Satisfaction Survey 2009

Sherman ES Summary Report

Total 20 Respondents

RESPONSE PERCENT				
Strongly Agree	Agree	Disagree	Strongly Disagree	Don't Know
- 4 -	- 3 -	- 2 -	- 1 -	

Questions

Access and Equity

1. The people who work in my after school program care about all the students in the program.	26.3%	63.2%	5.3%	5.3%	0.0%		3.11
2. The students in my after school program treat each other with respect.	15.8%	31.6%	10.5%	10.5%	31.6%		2.77
3. My home language and culture are welcomed in my after school program.	10.5%	36.8%	15.8%	15.8%	21.1%		2.53
4. I get the help I need to complete my homework in after school.	36.8%	36.8%	26.3%	0.0%	0.0%		3.11
5. My after school program is a positive and safe place for learning.	15.0%	65.0%	5.0%	0.0%	15.0%		3.12
6. I feel safer in my after school program than during the regular school day.	10.0%	25.0%	35.0%	15.0%	15.0%		2.35

Student Achievement

7. The people who work in my after school program make clear what they expect from me.	20.0%	55.0%	0.0%	10.0%	15.0%		3.00
8. The after school activities I participate in are interesting and fun.	20.0%	65.0%	10.0%	5.0%	0.0%		3.00
9. The after school staff uses computers and other technology to help me learn.	0.0%	25.0%	35.0%	20.0%	20.0%		2.06
10. I often see my after school staff at school during the regular school day.	15.0%	40.0%	10.0%	15.0%	20.0%		2.69

Accountability

11. I have somebody at home who cares about me and helps me in my learning.	35.0%	50.0%	10.0%	0.0%	5.0%		3.26
12. The after school staff treats me and all other students with respect.	16.7%	55.6%	0.0%	11.1%	16.7%		2.93
13. I like my after school program and would recommend it to other students.	10.0%	45.0%	25.0%	5.0%	15.0%		2.71
14. The people who work in after school are knowledgeable and well prepared.	15.0%	35.0%	20.0%	5.0%	25.0%		2.80

RESPONSE PERCENT

	-A-	-B-	-C-	-D-	-E-	-F-
15. Favorite activities: (A) Homework	5.0%					
. Favorite activities: (A) Arts activities (music, dance, art, etc.)	45.0%					
. Favorite activities: (A) Reading activities	10.0%					
. Favorite activities: (A) Writing activities	5.0%					
. Favorite activities: (A) Life skills (cooking, bike shop, etc.)	25.0%					
. Favorite activities: (A) Math or science	5.0%					
. Favorite activities: (A) Sports and games	80.0%					
. Favorite activities: (A) Technology (video, photography, etc.)	45.0%					
16. Activities to do more: (A) Homework	15.0%					
. Activities to do more: (A) Arts activities (music, dance, art)	25.0%					
. Activities to do more: (A) Reading activities	20.0%					
. Activities to do more: (A) Writing activities	20.0%					
. Activities to do more: (A) Life skills (cooking, bike shop, etc.)	40.0%					
. Activities to do more: (A) Math or science	20.0%					
. Activities to do more: (A) Sports and games	50.0%					
. Activities to do more: (A) Technology (video, photography, etc.)	50.0%					
17. I feel close to this number of adults in the after school prgm: A) 0, B) 1, C) 2, D) 3, E) 4, F) 5+	31.6%	10.5%	21.1%	10.5%	15.8%	10.5%
18. I feel close to this number of students in the after sch prgm: A) 0, B) 1, C) 2, D) 3, E) 4, F) 5+	10.5%	5.3%	5.3%	15.8%	5.3%	57.9%

Background Information

--. My gender: A) Female, B) Male	50.0%	50.0%			
--. Number of yrs I have attended this after school program: A) 1, B) 2, C) 3, D) 4, E) 5 or more	47.4%	15.8%	26.3%	5.3%	5.3%
--. Number of days a week I attend this after school program: A) 1, B) 2, C) 3, D) 4, E) 5	5.3%	0.0%	10.5%	0.0%	84.2%
--. Why are you going to ASP: (A) My parents want me to go.	70.0%				
. Why are you going to ASP: (A) I do not want to go home and be alone.	15.0%				
. Why are you going to ASP: (A) My friends go here.	20.0%				
. Why are you going to ASP: (A) There are interesting things to do here.	15.0%				
. Why are you going to ASP: (A) The school suggested I go.	0.0%				
. Why are you going to ASP: (A) It is a safe place to be after school.	10.0%				
. Why are you going to ASP: (A) To get help with my school work.	20.0%				
. Why are you going to ASP: (A) I attended this after school program last year.	15.0%				
. Why are you going to ASP: (A) Other or don't know.	5.0%				



SFUSD ASP Grade 4 Student Satisfaction Survey 2009

Sloat ES Summary Report

Total 19 Respondents

RESPONSE PERCENT

Strongly Agree	Agree	Disagree	Strongly Disagree	Don't Know	
- 4 -	- 3 -	- 2 -	- 1 -		

MEAN

Questions

Access and Equity

1. The people who work in my after school program care about all the students in the program.	52.6%	47.4%	0.0%	0.0%	0.0%	3.53
2. The students in my after school program treat each other with respect.	0.0%	33.3%	27.8%	11.1%	27.8%	2.31
3. My home language and culture are welcomed in my after school program.	63.2%	26.3%	0.0%	0.0%	10.5%	3.71
4. I get the help I need to complete my homework in after school.	78.9%	21.1%	0.0%	0.0%	0.0%	3.79
5. My after school program is a positive and safe place for learning.	66.7%	33.3%	0.0%	0.0%	0.0%	3.67
6. I feel safer in my after school program than during the regular school day.	26.3%	36.8%	0.0%	0.0%	36.8%	3.42

Student Achievement

7. The people who work in my after school program make clear what they expect from me.	68.4%	31.6%	0.0%	0.0%	0.0%	3.68
8. The after school activities I participate in are interesting and fun.	52.6%	47.4%	0.0%	0.0%	0.0%	3.53
9. The after school staff uses computers and other technology to help me learn.	21.1%	36.8%	0.0%	5.3%	36.8%	3.17
10. I often see my after school staff at school during the regular school day.	15.8%	47.4%	26.3%	5.3%	5.3%	2.78

Accountability

11. I have somebody at home who cares about me and helps me in my learning.	63.2%	26.3%	5.3%	0.0%	5.3%	3.61
12. The after school staff treats me and all other students with respect.	52.6%	36.8%	10.5%	0.0%	0.0%	3.42
13. I like my after school program and would recommend it to other students.	57.9%	31.6%	0.0%	5.3%	5.3%	3.50
14. The people who work in after school are knowledgeable and well prepared.	36.8%	52.6%	0.0%	0.0%	10.5%	3.41


RESPONSE PERCENT

	-A-	-B-	-C-	-D-	-E-	-F-
--	-----	-----	-----	-----	-----	-----

15. Favorite activities: (A) Homework	15.8%					
. Favorite activities: (A) Arts activities (music, dance, art, etc.)	89.5%					
. Favorite activities: (A) Reading activities	5.3%					
. Favorite activities: (A) Writing activities	5.3%					
. Favorite activities: (A) Life skills (cooking, bike shop, etc.)	63.2%					
. Favorite activities: (A) Math or science	21.1%					
. Favorite activities: (A) Sports and games	57.9%					
. Favorite activities: (A) Technology (video, photography, etc.)	57.9%					
16. Activities to do more: (A) Homework	26.3%					
. Activities to do more: (A) Arts activities (music, dance, art)	78.9%					
. Activities to do more: (A) Reading activities	10.5%					
. Activities to do more: (A) Writing activities	10.5%					
. Activities to do more: (A) Life skills (cooking, bike shop, etc.)	78.9%					
. Activities to do more: (A) Math or science	36.8%					
. Activities to do more: (A) Sports and games	63.2%					
. Activities to do more: (A) Technology (video, photography, etc.)	73.7%					
17. I feel close to this number of adults in the after school prgm: A) 0, B) 1, C) 2, D) 3, E) 4, F) 5+	5.3%	5.3%	5.3%	5.3%	26.3%	52.6%
18. I feel close to this number of students in the after sch prgm: A) 0, B) 1, C) 2, D) 3, E) 4, F) 5+	10.5%	5.3%	5.3%	5.3%	5.3%	68.4%

Background Information

--. My gender: A) Female, B) Male	57.9%	42.1%				
--. Number of yrs I have attended this after school program: A) 1, B) 2, C) 3, D) 4, E) 5 or more	5.3%	94.7%	0.0%	0.0%	0.0%	
--. Number of days a week I attend this after school program: A) 1, B) 2, C) 3, D) 4, E) 5	0.0%	0.0%	0.0%	5.3%	94.7%	
--. Why are you going to ASP: (A) My parents want me to go.	84.2%					
. Why are you going to ASP: (A) I do not want to go home and be alone.	26.3%					
. Why are you going to ASP: (A) My friends go here.	42.1%					
. Why are you going to ASP: (A) There are interesting things to do here.	68.4%					
. Why are you going to ASP: (A) The school suggested I go.	0.0%					
. Why are you going to ASP: (A) It is a safe place to be after school.	36.8%					
. Why are you going to ASP: (A) To get help with my school work.	52.6%					
. Why are you going to ASP: (A) I attended this after school program last year.	68.4%					
. Why are you going to ASP: (A) Other or don't know.	5.3%					



SFUSD ASP Grade 4 Student Satisfaction Survey 2009 Spring Valley ES Summary Report

Total 15 Respondents

RESPONSE PERCENT				
Strongly Agree	Agree	Disagree	Strongly Disagree	Don't Know
- 4 -	- 3 -	- 2 -	- 1 -	

Questions

Access and Equity

1. The people who work in my after school program care about all the students in the program.	13.3%	46.7%	26.7%	0.0%	13.3%	2.85
2. The students in my after school program treat each other with respect.	0.0%	30.8%	46.2%	23.1%	0.0%	2.08
3. My home language and culture are welcomed in my after school program.	13.3%	33.3%	13.3%	33.3%	6.7%	2.29
4. I get the help I need to complete my homework in after school.	33.3%	53.3%	6.7%	0.0%	6.7%	3.29
5. My after school program is a positive and safe place for learning.	13.3%	40.0%	33.3%	6.7%	6.7%	2.64
6. I feel safer in my after school program than during the regular school day.	0.0%	21.4%	28.6%	21.4%	28.6%	2.00

Student Achievement

7. The people who work in my after school program make clear what they expect from me.	13.3%	66.7%	0.0%	0.0%	20.0%	3.17
8. The after school activities I participate in are interesting and fun.	26.7%	20.0%	26.7%	13.3%	13.3%	2.69
9. The after school staff uses computers and other technology to help me learn.	0.0%	13.3%	13.3%	53.3%	20.0%	1.50
10. I often see my after school staff at school during the regular school day.	6.7%	26.7%	40.0%	6.7%	20.0%	2.42

Accountability

11. I have somebody at home who cares about me and helps me in my learning.	73.3%	20.0%	0.0%	0.0%	6.7%	3.79
12. The after school staff treats me and all other students with respect.	13.3%	40.0%	26.7%	13.3%	6.7%	2.57
13. I like my after school program and would recommend it to other students.	33.3%	20.0%	13.3%	6.7%	26.7%	3.09
14. The people who work in after school are knowledgeable and well prepared.	20.0%	20.0%	33.3%	13.3%	13.3%	2.54


RESPONSE PERCENT

	-A-	-B-	-C-	-D-	-E-	-F-
--	-----	-----	-----	-----	-----	-----

15. Favorite activities: (A) Homework	46.7%					
. Favorite activities: (A) Arts activities (music, dance, art, etc.)	0.0%					
. Favorite activities: (A) Reading activities	13.3%					
. Favorite activities: (A) Writing activities	6.7%					
. Favorite activities: (A) Life skills (cooking, bike shop, etc.)	26.7%					
. Favorite activities: (A) Math or science	13.3%					
. Favorite activities: (A) Sports and games	66.7%					
. Favorite activities: (A) Technology (video, photography, etc.)	46.7%					
16. Activities to do more: (A) Homework	40.0%					
. Activities to do more: (A) Arts activities (music, dance, art)	13.3%					
. Activities to do more: (A) Reading activities	6.7%					
. Activities to do more: (A) Writing activities	0.0%					
. Activities to do more: (A) Life skills (cooking, bike shop, etc.)	26.7%					
. Activities to do more: (A) Math or science	6.7%					
. Activities to do more: (A) Sports and games	46.7%					
. Activities to do more: (A) Technology (video, photography, etc.)	60.0%					
17. I feel close to this number of adults in the after school prgm: A) 0, B) 1, C) 2, D) 3, E) 4, F) 5+	7.1%	28.6%	28.6%	7.1%	14.3%	14.3%
18. I feel close to this number of students in the after sch prgm: A) 0, B) 1, C) 2, D) 3, E) 4, F) 5+	0.0%	14.3%	0.0%	21.4%	0.0%	64.3%

Background Information

--. My gender: A) Female, B) Male	57.1%	42.9%				
--. Number of yrs I have attended this after school program: A) 1, B) 2, C) 3, D) 4, E) 5 or more	28.6%	21.4%	21.4%	21.4%	7.1%	
--. Number of days a week I attend this after school program: A) 1, B) 2, C) 3, D) 4, E) 5	0.0%	7.7%	7.7%	30.8%	53.8%	
--. Why are you going to ASP: (A) My parents want me to go.	53.3%					
. Why are you going to ASP: (A) I do not want to go home and be alone.	0.0%					
. Why are you going to ASP: (A) My friends go here.	26.7%					
. Why are you going to ASP: (A) There are interesting things to do here.	20.0%					
. Why are you going to ASP: (A) The school suggested I go.	0.0%					
. Why are you going to ASP: (A) It is a safe place to be after school.	26.7%					
. Why are you going to ASP: (A) To get help with my school work.	40.0%					
. Why are you going to ASP: (A) I attended this after school program last year.	26.7%					
. Why are you going to ASP: (A) Other or don't know.	6.7%					



SFUSD ASP Grade 4 Student Satisfaction Survey 2009 Stevenson ES Summary Report

Total 27 Respondents

RESPONSE PERCENT				
Strongly Agree	Agree	Disagree	Strongly Disagree	Don't Know
- 4 -	- 3 -	- 2 -	- 1 -	

Questions

Access and Equity

1. The people who work in my after school program care about all the students in the program.	37.0%	55.6%	0.0%	3.7%	3.7%	3.31
2. The students in my after school program treat each other with respect.	7.4%	51.9%	18.5%	3.7%	18.5%	2.77
3. My home language and culture are welcomed in my after school program.	33.3%	29.6%	7.4%	0.0%	29.6%	3.37
4. I get the help I need to complete my homework in after school.	40.7%	51.9%	7.4%	0.0%	0.0%	3.33
5. My after school program is a positive and safe place for learning.	48.1%	48.1%	0.0%	0.0%	3.7%	3.50
6. I feel safer in my after school program than during the regular school day.	25.9%	33.3%	7.4%	3.7%	29.6%	3.16

Student Achievement

7. The people who work in my after school program make clear what they expect from me.	22.2%	48.1%	0.0%	0.0%	29.6%	3.32
8. The after school activities I participate in are interesting and fun.	29.6%	59.3%	7.4%	0.0%	3.7%	3.23
9. The after school staff uses computers and other technology to help me learn.	0.0%	18.5%	40.7%	29.6%	11.1%	1.88
10. I often see my after school staff at school during the regular school day.	19.2%	53.8%	7.7%	7.7%	11.5%	2.96

Accountability

11. I have somebody at home who cares about me and helps me in my learning.	37.0%	40.7%	0.0%	14.8%	7.4%	3.08
12. The after school staff treats me and all other students with respect.	29.6%	63.0%	7.4%	0.0%	0.0%	3.22
13. I like my after school program and would recommend it to other students.	23.1%	61.5%	0.0%	0.0%	15.4%	3.27
14. The people who work in after school are knowledgeable and well prepared.	37.0%	33.3%	11.1%	0.0%	18.5%	3.32


RESPONSE PERCENT

	-A-	-B-	-C-	-D-	-E-	-F-
--	-----	-----	-----	-----	-----	-----

15. Favorite activities: (A) Homework	55.6%					
. Favorite activities: (A) Arts activities (music, dance, art, etc.)	51.9%					
. Favorite activities: (A) Reading activities	3.7%					
. Favorite activities: (A) Writing activities	3.7%					
. Favorite activities: (A) Life skills (cooking, bike shop, etc.)	59.3%					
. Favorite activities: (A) Math or science	11.1%					
. Favorite activities: (A) Sports and games	96.3%					
. Favorite activities: (A) Technology (video, photography, etc.)	18.5%					
16. Activities to do more: (A) Homework	70.4%					
. Activities to do more: (A) Arts activities (music, dance, art)	33.3%					
. Activities to do more: (A) Reading activities	11.1%					
. Activities to do more: (A) Writing activities	11.1%					
. Activities to do more: (A) Life skills (cooking, bike shop, etc.)	59.3%					
. Activities to do more: (A) Math or science	25.9%					
. Activities to do more: (A) Sports and games	77.8%					
. Activities to do more: (A) Technology (video, photography, etc.)	33.3%					
17. I feel close to this number of adults in the after school prgm: A) 0, B) 1, C) 2, D) 3, E) 4, F) 5+	0.0%	7.7%	23.1%	11.5%	7.7%	50.0%
18. I feel close to this number of students in the after sch prgm: A) 0, B) 1, C) 2, D) 3, E) 4, F) 5+	0.0%	0.0%	7.4%	7.4%	11.1%	74.1%

Background Information

--. My gender: A) Female, B) Male	55.6%	44.4%			
--. Number of yrs I have attended this after school program: A) 1, B) 2, C) 3, D) 4, E) 5 or more	30.8%	38.5%	30.8%	0.0%	0.0%
--. Number of days a week I attend this after school program: A) 1, B) 2, C) 3, D) 4, E) 5	0.0%	0.0%	0.0%	11.1%	88.9%
--. Why are you going to ASP: (A) My parents want me to go.	44.4%				
. Why are you going to ASP: (A) I do not want to go home and be alone.	7.4%				
. Why are you going to ASP: (A) My friends go here.	33.3%				
. Why are you going to ASP: (A) There are interesting things to do here.	40.7%				
. Why are you going to ASP: (A) The school suggested I go.	0.0%				
. Why are you going to ASP: (A) It is a safe place to be after school.	7.4%				
. Why are you going to ASP: (A) To get help with my school work.	40.7%				
. Why are you going to ASP: (A) I attended this after school program last year.	48.1%				
. Why are you going to ASP: (A) Other or don't know.	11.1%				



SFUSD ASP Grade 4 Student Satisfaction Survey 2009

Sunnyside ES Summary Report

Total 18 Respondents

RESPONSE PERCENT				
Strongly Agree	Agree	Disagree	Strongly Disagree	Don't Know
- 4 -	- 3 -	- 2 -	- 1 -	

Questions

Access and Equity

1. The people who work in my after school program care about all the students in the program.	50.0%	38.9%	0.0%	11.1%	0.0%	3.28
2. The students in my after school program treat each other with respect.	38.9%	61.1%	0.0%	0.0%	0.0%	3.39
3. My home language and culture are welcomed in my after school program.	47.1%	23.5%	5.9%	5.9%	17.6%	3.36
4. I get the help I need to complete my homework in after school.	44.4%	38.9%	5.6%	0.0%	11.1%	3.44
5. My after school program is a positive and safe place for learning.	55.6%	27.8%	5.6%	0.0%	11.1%	3.56
6. I feel safer in my after school program than during the regular school day.	22.2%	22.2%	11.1%	16.7%	27.8%	2.69

Student Achievement

7. The people who work in my after school program make clear what they expect from me.	77.8%	16.7%	0.0%	0.0%	5.6%	3.82
8. The after school activities I participate in are interesting and fun.	77.8%	16.7%	0.0%	5.6%	0.0%	3.67
9. The after school staff uses computers and other technology to help me learn.	38.9%	16.7%	11.1%	27.8%	5.6%	2.71
10. I often see my after school staff at school during the regular school day.	44.4%	33.3%	16.7%	5.6%	0.0%	3.17

Accountability

11. I have somebody at home who cares about me and helps me in my learning.	77.8%	22.2%	0.0%	0.0%	0.0%	3.78
12. The after school staff treats me and all other students with respect.	50.0%	27.8%	5.6%	5.6%	11.1%	3.38
13. I like my after school program and would recommend it to other students.	61.1%	22.2%	0.0%	11.1%	5.6%	3.41
14. The people who work in after school are knowledgeable and well prepared.	50.0%	27.8%	5.6%	0.0%	16.7%	3.53

RESPONSE PERCENT

	-A-	-B-	-C-	-D-	-E-	-F-
--	-----	-----	-----	-----	-----	-----

15. Favorite activities: (A) Homework	33.3%					
. Favorite activities: (A) Arts activities (music, dance, art, etc.)	72.2%					
. Favorite activities: (A) Reading activities	5.6%					
. Favorite activities: (A) Writing activities	0.0%					
. Favorite activities: (A) Life skills (cooking, bike shop, etc.)	44.4%					
. Favorite activities: (A) Math or science	27.8%					
. Favorite activities: (A) Sports and games	94.4%					
. Favorite activities: (A) Technology (video, photography, etc.)	27.8%					
16. Activities to do more: (A) Homework	27.8%					
. Activities to do more: (A) Arts activities (music, dance, art)	72.2%					
. Activities to do more: (A) Reading activities	11.1%					
. Activities to do more: (A) Writing activities	16.7%					
. Activities to do more: (A) Life skills (cooking, bike shop, etc.)	61.1%					
. Activities to do more: (A) Math or science	38.9%					
. Activities to do more: (A) Sports and games	94.4%					
. Activities to do more: (A) Technology (video, photography, etc.)	55.6%					
17. I feel close to this number of adults in the after school prgm: A) 0, B) 1, C) 2, D) 3, E) 4, F) 5+	0.0%	5.6%	5.6%	0.0%	27.8%	61.1%
18. I feel close to this number of students in the after sch prgm: A) 0, B) 1, C) 2, D) 3, E) 4, F) 5+	0.0%	0.0%	0.0%	11.1%	11.1%	77.8%

Background Information

--. My gender: A) Female, B) Male	61.1%	38.9%			
--. Number of yrs I have attended this after school program: A) 1, B) 2, C) 3, D) 4, E) 5 or more	16.7%	33.3%	27.8%	16.7%	5.6%
--. Number of days a week I attend this after school program: A) 1, B) 2, C) 3, D) 4, E) 5	0.0%	0.0%	11.1%	22.2%	66.7%
--. Why are you going to ASP: (A) My parents want me to go.	100.0%				
. Why are you going to ASP: (A) I do not want to go home and be alone.	11.1%				
. Why are you going to ASP: (A) My friends go here.	94.4%				
. Why are you going to ASP: (A) There are interesting things to do here.	88.9%				
. Why are you going to ASP: (A) The school suggested I go.	16.7%				
. Why are you going to ASP: (A) It is a safe place to be after school.	88.9%				
. Why are you going to ASP: (A) To get help with my school work.	83.3%				
. Why are you going to ASP: (A) I attended this after school program last year.	83.3%				
. Why are you going to ASP: (A) Other or don't know.	0.0%				



SFUSD ASP Grade 4 Student Satisfaction Survey 2009

Sunset ES Summary Report

Total 30 Respondents

RESPONSE PERCENT				
Strongly Agree	Agree	Disagree	Strongly Disagree	Don't Know
- 4 -	- 3 -	- 2 -	- 1 -	

Questions

Access and Equity

1. The people who work in my after school program care about all the students in the program.	53.3%	33.3%	6.7%	0.0%	6.7%	3.50
2. The students in my after school program treat each other with respect.	23.3%	50.0%	6.7%	3.3%	16.7%	3.12
3. My home language and culture are welcomed in my after school program.	44.8%	20.7%	6.9%	6.9%	20.7%	3.30
4. I get the help I need to complete my homework in after school.	60.0%	33.3%	6.7%	0.0%	0.0%	3.53
5. My after school program is a positive and safe place for learning.	63.3%	26.7%	0.0%	0.0%	10.0%	3.70
6. I feel safer in my after school program than during the regular school day.	17.2%	17.2%	27.6%	10.3%	27.6%	2.57

Student Achievement

7. The people who work in my after school program make clear what they expect from me.	23.3%	46.7%	13.3%	3.3%	13.3%	3.04
8. The after school activities I participate in are interesting and fun.	43.3%	40.0%	3.3%	3.3%	10.0%	3.37
9. The after school staff uses computers and other technology to help me learn.	13.3%	20.0%	26.7%	26.7%	13.3%	2.23
10. I often see my after school staff at school during the regular school day.	10.0%	33.3%	30.0%	20.0%	6.7%	2.36

Accountability

11. I have somebody at home who cares about me and helps me in my learning.	56.7%	36.7%	6.7%	0.0%	0.0%	3.50
12. The after school staff treats me and all other students with respect.	50.0%	40.0%	6.7%	0.0%	3.3%	3.45
13. I like my after school program and would recommend it to other students.	34.5%	48.3%	10.3%	0.0%	6.9%	3.26
14. The people who work in after school are knowledgeable and well prepared.	40.0%	53.3%	0.0%	3.3%	3.3%	3.34


RESPONSE PERCENT

	-A-	-B-	-C-	-D-	-E-	-F-
--	-----	-----	-----	-----	-----	-----

15. Favorite activities: (A) Homework	26.7%					
. Favorite activities: (A) Arts activities (music, dance, art, etc.)	23.3%					
. Favorite activities: (A) Reading activities	20.0%					
. Favorite activities: (A) Writing activities	3.3%					
. Favorite activities: (A) Life skills (cooking, bike shop, etc.)	33.3%					
. Favorite activities: (A) Math or science	13.3%					
. Favorite activities: (A) Sports and games	80.0%					
. Favorite activities: (A) Technology (video, photography, etc.)	33.3%					
16. Activities to do more: (A) Homework	20.0%					
. Activities to do more: (A) Arts activities (music, dance, art)	30.0%					
. Activities to do more: (A) Reading activities	3.3%					
. Activities to do more: (A) Writing activities	0.0%					
. Activities to do more: (A) Life skills (cooking, bike shop, etc.)	30.0%					
. Activities to do more: (A) Math or science	23.3%					
. Activities to do more: (A) Sports and games	70.0%					
. Activities to do more: (A) Technology (video, photography, etc.)	50.0%					
17. I feel close to this number of adults in the after school prgm: A) 0, B) 1, C) 2, D) 3, E) 4, F) 5+	10.3%	3.4%	17.2%	13.8%	17.2%	37.9%
18. I feel close to this number of students in the after sch prgm: A) 0, B) 1, C) 2, D) 3, E) 4, F) 5+	3.3%	0.0%	0.0%	3.3%	23.3%	70.0%

Background Information

--. My gender: A) Female, B) Male	33.3%	66.7%			
--. Number of yrs I have attended this after school program: A) 1, B) 2, C) 3, D) 4, E) 5 or more	17.2%	24.1%	41.4%	10.3%	6.9%
--. Number of days a week I attend this after school program: A) 1, B) 2, C) 3, D) 4, E) 5	0.0%	0.0%	6.9%	6.9%	86.2%
--. Why are you going to ASP: (A) My parents want me to go.	50.0%				
. Why are you going to ASP: (A) I do not want to go home and be alone.	3.3%				
. Why are you going to ASP: (A) My friends go here.	3.3%				
. Why are you going to ASP: (A) There are interesting things to do here.	16.7%				
. Why are you going to ASP: (A) The school suggested I go.	3.3%				
. Why are you going to ASP: (A) It is a safe place to be after school.	10.0%				
. Why are you going to ASP: (A) To get help with my school work.	30.0%				
. Why are you going to ASP: (A) I attended this after school program last year.	20.0%				
. Why are you going to ASP: (A) Other or don't know.	13.3%				



SFUSD ASP Grade 4 Student Satisfaction Survey 2009

Taylor ES Summary Report

Total 21 Respondents

RESPONSE PERCENT

Strongly Agree	Agree	Disagree	Strongly Disagree	Don't Know	
- 4 -	- 3 -	- 2 -	- 1 -		

MEAN

Questions

Access and Equity

1. The people who work in my after school program care about all the students in the program.	66.7%	19.0%	0.0%	0.0%	14.3%	3.78
2. The students in my after school program treat each other with respect.	23.8%	61.9%	4.8%	9.5%	0.0%	3.00
3. My home language and culture are welcomed in my after school program.	42.9%	42.9%	4.8%	0.0%	9.5%	3.42
4. I get the help I need to complete my homework in after school.	66.7%	33.3%	0.0%	0.0%	0.0%	3.67
5. My after school program is a positive and safe place for learning.	70.0%	30.0%	0.0%	0.0%	0.0%	3.70
6. I feel safer in my after school program than during the regular school day.	42.9%	38.1%	14.3%	0.0%	4.8%	3.30

Student Achievement

7. The people who work in my after school program make clear what they expect from me.	47.6%	47.6%	0.0%	0.0%	4.8%	3.50
8. The after school activities I participate in are interesting and fun.	66.7%	23.8%	4.8%	0.0%	4.8%	3.65
9. The after school staff uses computers and other technology to help me learn.	19.0%	28.6%	38.1%	9.5%	4.8%	2.60
10. I often see my after school staff at school during the regular school day.	33.3%	47.6%	9.5%	9.5%	0.0%	3.05

Accountability

11. I have somebody at home who cares about me and helps me in my learning.	66.7%	23.8%	4.8%	4.8%	0.0%	3.52
12. The after school staff treats me and all other students with respect.	66.7%	33.3%	0.0%	0.0%	0.0%	3.67
13. I like my after school program and would recommend it to other students.	75.0%	15.0%	0.0%	0.0%	10.0%	3.83
14. The people who work in after school are knowledgeable and well prepared.	61.9%	19.0%	0.0%	0.0%	19.0%	3.76


RESPONSE PERCENT

-A-	-B-	-C-	-D-	-E-	-F-
-----	-----	-----	-----	-----	-----

15. Favorite activities: (A) Homework	19.0%					
. Favorite activities: (A) Arts activities (music, dance, art, etc.)	33.3%					
. Favorite activities: (A) Reading activities	19.0%					
. Favorite activities: (A) Writing activities	9.5%					
. Favorite activities: (A) Life skills (cooking, bike shop, etc.)	71.4%					
. Favorite activities: (A) Math or science	19.0%					
. Favorite activities: (A) Sports and games	90.5%					
. Favorite activities: (A) Technology (video, photography, etc.)	23.8%					
16. Activities to do more: (A) Homework	23.8%					
. Activities to do more: (A) Arts activities (music, dance, art)	57.1%					
. Activities to do more: (A) Reading activities	9.5%					
. Activities to do more: (A) Writing activities	4.8%					
. Activities to do more: (A) Life skills (cooking, bike shop, etc.)	42.9%					
. Activities to do more: (A) Math or science	14.3%					
. Activities to do more: (A) Sports and games	57.1%					
. Activities to do more: (A) Technology (video, photography, etc.)	14.3%					
17. I feel close to this number of adults in the after school prgm: A) 0, B) 1, C) 2, D) 3, E) 4, F) 5+	0.0%	9.5%	33.3%	14.3%	0.0%	42.9%
18. I feel close to this number of students in the after sch prgm: A) 0, B) 1, C) 2, D) 3, E) 4, F) 5+	4.8%	0.0%	19.0%	14.3%	4.8%	57.1%

Background Information

--. My gender: A) Female, B) Male	52.4%	47.6%				
--. Number of yrs I have attended this after school program: A) 1, B) 2, C) 3, D) 4, E) 5 or more	9.5%	42.9%	38.1%	9.5%	0.0%	
--. Number of days a week I attend this after school program: A) 1, B) 2, C) 3, D) 4, E) 5	0.0%	0.0%	0.0%	9.5%	90.5%	
--. Why are you going to ASP: (A) My parents want me to go.	33.3%					
. Why are you going to ASP: (A) I do not want to go home and be alone.	4.8%					
. Why are you going to ASP: (A) My friends go here.	19.0%					
. Why are you going to ASP: (A) There are interesting things to do here.	42.9%					
. Why are you going to ASP: (A) The school suggested I go.	9.5%					
. Why are you going to ASP: (A) It is a safe place to be after school.	28.6%					
. Why are you going to ASP: (A) To get help with my school work.	66.7%					
. Why are you going to ASP: (A) I attended this after school program last year.	23.8%					
. Why are you going to ASP: (A) Other or don't know.	4.8%					



SFUSD ASP Grade 4 Student Satisfaction Survey 2009

Uiloa ES Summary Report

Total 26 Respondents

RESPONSE PERCENT				
Strongly Agree	Agree	Disagree	Strongly Disagree	Don't Know
- 4 -	- 3 -	- 2 -	- 1 -	

Questions

Access and Equity

1. The people who work in my after school program care about all the students in the program.	19.2%	69.2%	3.8%	0.0%	7.7%	3.17
2. The students in my after school program treat each other with respect.	11.5%	46.2%	23.1%	11.5%	7.7%	2.63
3. My home language and culture are welcomed in my after school program.	50.0%	26.9%	3.8%	7.7%	11.5%	3.35
4. I get the help I need to complete my homework in after school.	46.2%	34.6%	11.5%	0.0%	7.7%	3.38
5. My after school program is a positive and safe place for learning.	32.0%	56.0%	4.0%	0.0%	8.0%	3.30
6. I feel safer in my after school program than during the regular school day.	16.0%	44.0%	16.0%	4.0%	20.0%	2.90

Student Achievement

7. The people who work in my after school program make clear what they expect from me.	15.4%	57.7%	19.2%	3.8%	3.8%	2.88
8. The after school activities I participate in are interesting and fun.	28.0%	56.0%	12.0%	0.0%	4.0%	3.17
9. The after school staff uses computers and other technology to help me learn.	28.0%	24.0%	16.0%	32.0%	0.0%	2.48
10. I often see my after school staff at school during the regular school day.	15.4%	50.0%	7.7%	15.4%	11.5%	2.74

Accountability


11. I have somebody at home who cares about me and helps me in my learning.	57.7%	30.8%	11.5%	0.0%	0.0%	3.46
12. The after school staff treats me and all other students with respect.	26.9%	50.0%	15.4%	3.8%	3.8%	3.04
13. I like my after school program and would recommend it to other students.	52.0%	36.0%	8.0%	4.0%	0.0%	3.36
14. The people who work in after school are knowledgeable and well prepared.	19.2%	57.7%	7.7%	3.8%	11.5%	3.04

RESPONSE PERCENT

	-A-	-B-	-C-	-D-	-E- -F-
15. Favorite activities: (A) Homework	19.2%				
. Favorite activities: (A) Arts activities (music, dance, art, etc.)	23.1%				
. Favorite activities: (A) Reading activities	11.5%				
. Favorite activities: (A) Writing activities	7.7%				
. Favorite activities: (A) Life skills (cooking, bike shop, etc.)	76.9%				
. Favorite activities: (A) Math or science	46.2%				
. Favorite activities: (A) Sports and games	84.6%				
. Favorite activities: (A) Technology (video, photography, etc.)	38.5%				
16. Activities to do more: (A) Homework	15.4%				
. Activities to do more: (A) Arts activities (music, dance, art)	30.8%				
. Activities to do more: (A) Reading activities	15.4%				
. Activities to do more: (A) Writing activities	3.8%				
. Activities to do more: (A) Life skills (cooking, bike shop, etc.)	73.1%				
. Activities to do more: (A) Math or science	50.0%				
. Activities to do more: (A) Sports and games	80.8%				
. Activities to do more: (A) Technology (video, photography, etc.)	46.2%				
17. I feel close to this number of adults in the after school prgm: A) 0, B) 1, C) 2, D) 3, E) 4, F) 5+	3.8%	3.8%	7.7%	23.1%	11.5% 50.0%
18. I feel close to this number of students in the after sch prgm: A) 0, B) 1, C) 2, D) 3, E) 4, F) 5+	0.0%	11.5%	0.0%	3.8%	0.0% 84.6%

Background Information

--. My gender: A) Female, B) Male	40.0%	60.0%			
--. Number of yrs I have attended this after school program: A) 1, B) 2, C) 3, D) 4, E) 5 or more	12.0%	32.0%	56.0%	0.0%	0.0%
--. Number of days a week I attend this after school program: A) 1, B) 2, C) 3, D) 4, E) 5	0.0%	0.0%	0.0%	7.7%	92.3%
--. Why are you going to ASP: (A) My parents want me to go.	61.5%				
. Why are you going to ASP: (A) I do not want to go home and be alone.	11.5%				
. Why are you going to ASP: (A) My friends go here.	38.5%				
. Why are you going to ASP: (A) There are interesting things to do here.	50.0%				
. Why are you going to ASP: (A) The school suggested I go.	7.7%				
. Why are you going to ASP: (A) It is a safe place to be after school.	26.9%				
. Why are you going to ASP: (A) To get help with my school work.	53.8%				
. Why are you going to ASP: (A) I attended this after school program last year.	50.0%				
. Why are you going to ASP: (A) Other or don't know.	11.5%				



SFUSD ASP Grade 4 Student Satisfaction Survey 2009

Vis Valley ES Summary Report

Total 15 Respondents

RESPONSE PERCENT				
Strongly Agree	Agree	Disagree	Strongly Disagree	Don't Know
- 4 -	- 3 -	- 2 -	- 1 -	

Questions

Access and Equity

1. The people who work in my after school program care about all the students in the program.	6.7%	93.3%	0.0%	0.0%	0.0%	3.07
2. The students in my after school program treat each other with respect.	0.0%	40.0%	46.7%	13.3%	0.0%	2.27
3. My home language and culture are welcomed in my after school program.	26.7%	53.3%	0.0%	6.7%	13.3%	3.15
4. I get the help I need to complete my homework in after school.	46.7%	40.0%	13.3%	0.0%	0.0%	3.33
5. My after school program is a positive and safe place for learning.	40.0%	40.0%	13.3%	6.7%	0.0%	3.13
6. I feel safer in my after school program than during the regular school day.	0.0%	6.7%	66.7%	20.0%	6.7%	1.86

Student Achievement

7. The people who work in my after school program make clear what they expect from me.	13.3%	46.7%	20.0%	6.7%	13.3%	2.77
8. The after school activities I participate in are interesting and fun.	13.3%	60.0%	20.0%	6.7%	0.0%	2.80
9. The after school staff uses computers and other technology to help me learn.	13.3%	6.7%	20.0%	60.0%	0.0%	1.73
10. I often see my after school staff at school during the regular school day.	7.1%	28.6%	21.4%	35.7%	7.1%	2.08

Accountability

11. I have somebody at home who cares about me and helps me in my learning.	26.7%	33.3%	26.7%	13.3%	0.0%	2.73
12. The after school staff treats me and all other students with respect.	21.4%	50.0%	7.1%	14.3%	7.1%	2.85
13. I like my after school program and would recommend it to other students.	14.3%	50.0%	14.3%	14.3%	7.1%	2.69
14. The people who work in after school are knowledgeable and well prepared.	13.3%	46.7%	20.0%	0.0%	20.0%	2.92

RESPONSE PERCENT

	-A-	-B-	-C-	-D-	-E-	-F-
--	-----	-----	-----	-----	-----	-----

15. Favorite activities: (A) Homework	13.3%					
. Favorite activities: (A) Arts activities (music, dance, art, etc.)	46.7%					
. Favorite activities: (A) Reading activities	13.3%					
. Favorite activities: (A) Writing activities	0.0%					
. Favorite activities: (A) Life skills (cooking, bike shop, etc.)	33.3%					
. Favorite activities: (A) Math or science	13.3%					
. Favorite activities: (A) Sports and games	33.3%					
. Favorite activities: (A) Technology (video, photography, etc.)	33.3%					
16. Activities to do more: (A) Homework	0.0%					
. Activities to do more: (A) Arts activities (music, dance, art)	53.3%					
. Activities to do more: (A) Reading activities	0.0%					
. Activities to do more: (A) Writing activities	6.7%					
. Activities to do more: (A) Life skills (cooking, bike shop, etc.)	20.0%					
. Activities to do more: (A) Math or science	20.0%					
. Activities to do more: (A) Sports and games	20.0%					
. Activities to do more: (A) Technology (video, photography, etc.)	33.3%					
17. I feel close to this number of adults in the after school prgm: A) 0, B) 1, C) 2, D) 3, E) 4, F) 5+	20.0%	13.3%	6.7%	26.7%	13.3%	20.0%
18. I feel close to this number of students in the after sch prgm: A) 0, B) 1, C) 2, D) 3, E) 4, F) 5+	7.1%	0.0%	0.0%	7.1%	28.6%	57.1%

Background Information

--. My gender: A) Female, B) Male	57.1%	42.9%			
--. Number of yrs I have attended this after school program: A) 1, B) 2, C) 3, D) 4, E) 5 or more	35.7%	21.4%	21.4%	14.3%	7.1%
--. Number of days a week I attend this after school program: A) 1, B) 2, C) 3, D) 4, E) 5	0.0%	7.7%	0.0%	7.7%	84.6%
--. Why are you going to ASP: (A) My parents want me to go.	46.7%				
. Why are you going to ASP: (A) I do not want to go home and be alone.	0.0%				
. Why are you going to ASP: (A) My friends go here.	0.0%				
. Why are you going to ASP: (A) There are interesting things to do here.	0.0%				
. Why are you going to ASP: (A) The school suggested I go.	0.0%				
. Why are you going to ASP: (A) It is a safe place to be after school.	0.0%				
. Why are you going to ASP: (A) To get help with my school work.	40.0%				
. Why are you going to ASP: (A) I attended this after school program last year.	6.7%				
. Why are you going to ASP: (A) Other or don't know.	0.0%				



SFUSD ASP Grade 4 Student Satisfaction Survey 2009

Yick Wo ES Summary Report

Total 14 Respondents

RESPONSE PERCENT				
Strongly Agree	Agree	Disagree	Strongly Disagree	Don't Know
- 4 -	- 3 -	- 2 -	- 1 -	

Questions

Access and Equity

1. The people who work in my after school program care about all the students in the program.	33.3%	58.3%	0.0%	0.0%	8.3%	3.36
2. The students in my after school program treat each other with respect.	21.4%	50.0%	7.1%	7.1%	14.3%	3.00
3. My home language and culture are welcomed in my after school program.	64.3%	14.3%	7.1%	0.0%	14.3%	3.67
4. I get the help I need to complete my homework in after school.	85.7%	0.0%	14.3%	0.0%	0.0%	3.71
5. My after school program is a positive and safe place for learning.	64.3%	7.1%	14.3%	0.0%	14.3%	3.58
6. I feel safer in my after school program than during the regular school day.	21.4%	28.6%	14.3%	7.1%	28.6%	2.90

Student Achievement

7. The people who work in my after school program make clear what they expect from me.	21.4%	57.1%	0.0%	0.0%	21.4%	3.27
8. The after school activities I participate in are interesting and fun.	64.3%	35.7%	0.0%	0.0%	0.0%	3.64
9. The after school staff uses computers and other technology to help me learn.	14.3%	0.0%	7.1%	35.7%	42.9%	1.88
10. I often see my after school staff at school during the regular school day.	28.6%	57.1%	7.1%	0.0%	7.1%	3.23

Accountability


11. I have somebody at home who cares about me and helps me in my learning.	78.6%	7.1%	7.1%	0.0%	7.1%	3.77
12. The after school staff treats me and all other students with respect.	71.4%	14.3%	14.3%	0.0%	0.0%	3.57
13. I like my after school program and would recommend it to other students.	42.9%	28.6%	21.4%	0.0%	7.1%	3.23
14. The people who work in after school are knowledgeable and well prepared.	35.7%	42.9%	0.0%	0.0%	21.4%	3.45

RESPONSE PERCENT

	-A-	-B-	-C-	-D-	-E-	-F-
15. Favorite activities: (A) Homework	28.6%					
. Favorite activities: (A) Arts activities (music, dance, art, etc.)	21.4%					
. Favorite activities: (A) Reading activities	28.6%					
. Favorite activities: (A) Writing activities	7.1%					
. Favorite activities: (A) Life skills (cooking, bike shop, etc.)	57.1%					
. Favorite activities: (A) Math or science	42.9%					
. Favorite activities: (A) Sports and games	71.4%					
. Favorite activities: (A) Technology (video, photography, etc.)	50.0%					
16. Activities to do more: (A) Homework	28.6%					
. Activities to do more: (A) Arts activities (music, dance, art)	21.4%					
. Activities to do more: (A) Reading activities	35.7%					
. Activities to do more: (A) Writing activities	7.1%					
. Activities to do more: (A) Life skills (cooking, bike shop, etc.)	50.0%					
. Activities to do more: (A) Math or science	35.7%					
. Activities to do more: (A) Sports and games	71.4%					
. Activities to do more: (A) Technology (video, photography, etc.)	57.1%					
17. I feel close to this number of adults in the after school prgm: A) 0, B) 1, C) 2, D) 3, E) 4, F) 5+	0.0%	0.0%	14.3%	7.1%	21.4%	57.1%
18. I feel close to this number of students in the after sch prgm: A) 0, B) 1, C) 2, D) 3, E) 4, F) 5+	0.0%	0.0%	7.1%	14.3%	14.3%	64.3%

Background Information

--. My gender: A) Female, B) Male	30.8%	69.2%			
--. Number of yrs I have attended this after school program: A) 1, B) 2, C) 3, D) 4, E) 5 or more	25.0%	25.0%	0.0%	25.0%	25.0%
--. Number of days a week I attend this after school program: A) 1, B) 2, C) 3, D) 4, E) 5	0.0%	0.0%	0.0%	0.0%	100.0%
--. Why are you going to ASP: (A) My parents want me to go.	42.9%				
. Why are you going to ASP: (A) I do not want to go home and be alone.	28.6%				
. Why are you going to ASP: (A) My friends go here.	28.6%				
. Why are you going to ASP: (A) There are interesting things to do here.	57.1%				
. Why are you going to ASP: (A) The school suggested I go.	14.3%				
. Why are you going to ASP: (A) It is a safe place to be after school.	35.7%				
. Why are you going to ASP: (A) To get help with my school work.	35.7%				
. Why are you going to ASP: (A) I attended this after school program last year.	35.7%				
. Why are you going to ASP: (A) Other or don't know.	14.3%				



SFUSD After School Programs Spring 2009

Grade 7 Survey

SFUSD After School Satisfaction Survey 2009

Grades 7 & 10

We want to know what YOU think about your after school program. This survey will give your school and the district important information we can use to improve your after school program. This survey is confidential. Your answers will be combined with those of other students at your school. No one at your school will ever see your individual answers. This is not a test and there are no wrong answers. You do not have to answer any question you do not wish to answer, but we hope you will answer as many questions as you can.

School Number
000
[School Name]

Please fill in a circle for each item using a pencil or a black ink pen like this: ● Not like this: ✕

Please include any additional comments you may have about your after school program on a separate sheet of paper.

Background information

My gender: Female Male Other

Number of years I have attended this after school program 1 2 3 4 5 or more

Number of days a week I attend this after school program 1 2 3 4 5

Why are you going to this after school program? (Check all that apply.)

- My parents want me to go. I do not want to go home and be alone.
- My friends go here. There are interesting things to do here.
- The school suggested I go. It is a safe place to be after school.
- To get help with my school work. I attended this after school program last year. Other or don't know.

Access and Equity	Strongly Agree	Agree	Disagree	Strongly Disagree	Don't Know
1. The after school staff cares about the success of all the students in my after school program.	<input type="radio"/>	<input type="radio"/>	<input type="radio"/>	<input type="radio"/>	<input type="radio"/>
2. The students in my after school program are respectful of students who are different from them.	<input type="radio"/>	<input type="radio"/>	<input type="radio"/>	<input type="radio"/>	<input type="radio"/>
3. My after school program values my home language and culture.	<input type="radio"/>	<input type="radio"/>	<input type="radio"/>	<input type="radio"/>	<input type="radio"/>
4. The after school staff connects what I am learning to life outside of school.	<input type="radio"/>	<input type="radio"/>	<input type="radio"/>	<input type="radio"/>	<input type="radio"/>
5. I am able to complete and get help with my homework in my after school program.	<input type="radio"/>	<input type="radio"/>	<input type="radio"/>	<input type="radio"/>	<input type="radio"/>
6. I am given enough opportunities to help develop and lead activities in my program.	<input type="radio"/>	<input type="radio"/>	<input type="radio"/>	<input type="radio"/>	<input type="radio"/>
7. There are enough materials to run the activities in my after school program.	<input type="radio"/>	<input type="radio"/>	<input type="radio"/>	<input type="radio"/>	<input type="radio"/>
8. The after school program is a positive and safe place for learning.	<input type="radio"/>	<input type="radio"/>	<input type="radio"/>	<input type="radio"/>	<input type="radio"/>
9. I feel safer in the after school program than during the regular school day.	<input type="radio"/>	<input type="radio"/>	<input type="radio"/>	<input type="radio"/>	<input type="radio"/>
Student Achievement	Strongly Agree	Agree	Disagree	Strongly Disagree	Don't Know
10. The after school staff makes clear what they expect from me.	<input type="radio"/>	<input type="radio"/>	<input type="radio"/>	<input type="radio"/>	<input type="radio"/>
11. The activities I participate in are engaging and challenging.	<input type="radio"/>	<input type="radio"/>	<input type="radio"/>	<input type="radio"/>	<input type="radio"/>
12. The after school staff makes learning meaningful and joyful.	<input type="radio"/>	<input type="radio"/>	<input type="radio"/>	<input type="radio"/>	<input type="radio"/>
13. My after school program includes daily activities that are fun and different from school.	<input type="radio"/>	<input type="radio"/>	<input type="radio"/>	<input type="radio"/>	<input type="radio"/>
14. Participating in the after school program helps me do better during the regular school day.	<input type="radio"/>	<input type="radio"/>	<input type="radio"/>	<input type="radio"/>	<input type="radio"/>
15. The after school staff uses computers and other technology to help me learn.	<input type="radio"/>	<input type="radio"/>	<input type="radio"/>	<input type="radio"/>	<input type="radio"/>
16. I get to attend the activities in my after school that I am most interested in.	<input type="radio"/>	<input type="radio"/>	<input type="radio"/>	<input type="radio"/>	<input type="radio"/>
17. The after school program provides opportunities for me to participate in community service projects.	<input type="radio"/>	<input type="radio"/>	<input type="radio"/>	<input type="radio"/>	<input type="radio"/>
18. I often see my after school staff at school during the regular school day.	<input type="radio"/>	<input type="radio"/>	<input type="radio"/>	<input type="radio"/>	<input type="radio"/>
Accountability	Strongly Agree	Agree	Disagree	Strongly Disagree	Don't Know
19. I have somebody at home who cares about me and supports me in my learning.	<input type="radio"/>	<input type="radio"/>	<input type="radio"/>	<input type="radio"/>	<input type="radio"/>
20. The after school staff treats me and all other students with respect.	<input type="radio"/>	<input type="radio"/>	<input type="radio"/>	<input type="radio"/>	<input type="radio"/>
21. I like my after school program and would recommend it to others.	<input type="radio"/>	<input type="radio"/>	<input type="radio"/>	<input type="radio"/>	<input type="radio"/>
22. I believe that the after school staff is knowledgeable, competent, and well prepared.	<input type="radio"/>	<input type="radio"/>	<input type="radio"/>	<input type="radio"/>	<input type="radio"/>

23. Which are your favorite activities in the after school program? (Please check your top three choices.)


- Homework
- Arts activities (music, dance, art, etc.)
- Reading activities
- Writing activities
- Life skills (cooking, bike shop, etc.)
- Math or science
- Sports and games
- Technology (video, photography, etc.)

24. Which activities do you wish you could do more of? (Check all that apply)

- Homework
- Arts activities (music, dance, art)
- Reading activities
- Writing activities
- Life skills (cooking, bike shop, etc.)
- Math or science
- Sports and games
- Technology (video, photography, etc.)

25. I feel close to this number of adults in the after school program: 0 1 2 3 4 5+

26. I feel close to this number of students in the after school program: 0 1 2 3 4 5+



SFUSD ASP Grades 7 & 10 Student Satisfaction Survey 2009

Grade 7 Summary Report

Total 373 Respondents

RESPONSE PERCENT				
Strongly Agree	Agree	Disagree	Strongly Disagree	Don't Know
- 4 -	- 3 -	- 2 -	- 1 -	

Questions

Access and Equity

1. The after school staff cares about the success of all the students in my after school program.	36.4%	47.7%	3.3%	1.9%	10.7%	3.33
2. The students in my after school program are respectful of students who are different from them.	17.6%	49.9%	13.8%	5.1%	13.6%	2.92
3. My after school program values my home language and culture.	25.9%	46.6%	3.6%	3.9%	20.1%	3.18
4. The after school staff connects what I am learning to life outside of school.	23.6%	43.8%	10.4%	3.4%	18.8%	3.08
5. I am able to complete and get help with my homework in my after school program.	34.7%	48.9%	6.6%	1.9%	7.9%	3.26
6. I am given enough opportunities to help develop and lead activities in my program.	27.8%	46.2%	7.8%	2.7%	15.4%	3.17
7. There are enough materials to run the activities in my after school program.	29.0%	49.9%	7.4%	3.6%	10.1%	3.16
8. The after school program is a positive and safe place for learning.	36.2%	46.4%	5.0%	4.4%	8.0%	3.24
9. I feel safer in the after school program than during the regular school day.	28.7%	33.9%	10.9%	4.6%	21.9%	3.11

Student Achievement

10. The after school staff makes clear what they expect from me.	27.6%	50.0%	6.4%	2.5%	13.5%	3.19
11. The activities I participate in are engaging and challenging.	25.4%	45.6%	10.2%	4.7%	14.1%	3.07
12. The after school staff makes learning meaningful and joyful.	25.5%	47.1%	7.4%	5.8%	14.2%	3.08
13. My after school program includes daily activities that are fun and different from school.	34.7%	46.8%	5.0%	3.6%	9.9%	3.25
14. Participating in the after school program helps me do better during the regular school day.	26.5%	40.9%	12.7%	5.0%	14.9%	3.05
15. The after school staff uses computers and other technology to help me learn.	22.3%	38.7%	15.4%	8.2%	15.4%	2.89
16. I get to attend the activities in my after school that I am most interested in.	30.6%	48.1%	4.2%	4.4%	12.8%	3.20
17. The after school program provides opportunities for me to participate in community service projects.	27.6%	41.8%	9.6%	4.4%	16.7%	3.11
18. I often see my after school staff at school during the regular school day.	27.9%	46.8%	10.9%	3.1%	11.4%	3.12

Accountability

19. I have somebody at home who cares about me and supports me in my learning.	48.3%	38.1%	2.8%	2.8%	8.0%	3.44
20. The after school staff treats me and all other students with respect.	40.3%	42.0%	5.8%	4.1%	7.7%	3.28
21. I like my after school program and would recommend it to others.	38.0%	41.6%	3.3%	5.5%	11.6%	3.27
22. I believe that the after school staff is knowledgeable, competent, and well prepared.	36.4%	43.0%	3.8%	3.6%	13.2%	

RESPONSE PERCENT

	-A-	-B-	-C-	-D-	-E-	-F-
23. Favorite activities: (A) Homework	37.8%					
. Favorite activities: (A) Arts activities (music, dance, art, etc.)	37.8%					
. Favorite activities: (A) Reading activities	7.8%					
. Favorite activities: (A) Writing activities	5.4%					
. Favorite activities: (A) Life skills (cooking, bike shop, etc.)	34.6%					
. Favorite activities: (A) Math or science	13.7%					
. Favorite activities: (A) Sports and games	57.6%					
. Favorite activities: (A) Technology (video, photography, etc.)	26.0%					
24. Activities to do more: (A) Homework	21.4%					
. Activities to do more: (A) Arts activities (music, dance, art)	29.8%					
. Activities to do more: (A) Reading activities	6.4%					
. Activities to do more: (A) Writing activities	7.2%					
. Activities to do more: (A) Life skills (cooking, bike shop, etc.)	30.3%					
. Activities to do more: (A) Math or science	14.5%					
. Activities to do more: (A) Sports and games	39.1%					
. Activities to do more: (A) Technology (video, photography, etc.)	31.1%					
25. I feel close to this number of adults in the after sch prgm: (A) 0, (B) 1, (C) 2, (D) 3, (E) 4, (F) 5+	15.3%	8.5%	19.0%	17.6%	11.3%	28.3%
26. I feel close to this number of students in after sch prgm: (A) 0, (B) 1, (C) 2, (D) 3, (E) 4, (F) 5+	6.2%	4.5%	9.0%	11.2%	6.4%	62.7%

Background Information

--. My gender: (A) Female, (B) Male, (C) Other	50.4%	46.0%	3.6%		
--. Number of yrs I have attended this after sch program: (A) 1, (B) 2, (C) 3, (D) 4, (E) 5 or more	35.0%	52.6%	7.4%	2.4%	2.6%
--. Number of days a week I attend this after sch program: (A) 1, (B) 2, (C) 3, (D) 4, (E) 5	5.5%	1.8%	13.9%	23.0%	55.8%
--. Why are you going to ASP: (A) My parents want me to go.	52.5%				
. Why are you going to ASP: (A) I do not want to go home and be alone.	18.8%				
. Why are you going to ASP: (A) My friends go here.	44.2%				
. Why are you going to ASP: (A) There are interesting things to do here.	34.6%				
. Why are you going to ASP: (A) The school suggested I go.	8.0%				
. Why are you going to ASP: (A) It is a safe place to be after school.	21.7%				
. Why are you going to ASP: (A) To get help with my school work.	26.8%				
. Why are you going to ASP: (A) I attended this after school program last year.	26.8%				
. Why are you going to ASP: (A) Other or don't know.	10.5%				



SFUSD ASP Grades 7 & 10 Student Satisfaction Survey 2009

Denman MS Summary Report

Total 49 Respondents

RESPONSE PERCENT					MEAN
Strongly Agree	Agree	Disagree	Strongly Disagree	Don't Know	
- 4 -	- 3 -	- 2 -	- 1 -		

Questions

Access and Equity

1. The after school staff cares about the success of all the students in my after school program.	37.5%	58.3%	0.0%	2.1%	2.1%	3.34
2. The students in my after school program are respectful of students who are different from them.	16.3%	67.3%	6.1%	2.0%	8.2%	3.07
3. My after school program values my home language and culture.	32.7%	51.0%	2.0%	2.0%	12.2%	3.30
4. The after school staff connects what I am learning to life outside of school.	31.8%	50.0%	4.5%	2.3%	11.4%	3.26
5. I am able to complete and get help with my homework in my after school program.	26.5%	55.1%	8.2%	0.0%	10.2%	3.20
6. I am given enough opportunities to help develop and lead activities in my program.	30.6%	53.1%	8.2%	2.0%	6.1%	3.20
7. There are enough materials to run the activities in my after school program.	30.6%	59.2%	2.0%	4.1%	4.1%	3.21
8. The after school program is a positive and safe place for learning.	44.7%	48.9%	2.1%	0.0%	4.3%	3.44
9. I feel safer in the after school program than during the regular school day.	34.7%	36.7%	18.4%	0.0%	10.2%	3.18

Student Achievement

10. The after school staff makes clear what they expect from me.	29.8%	55.3%	4.3%	2.1%	8.5%	3.23
11. The activities I participate in are engaging and challenging.	22.9%	56.3%	10.4%	2.1%	8.3%	3.09
12. The after school staff makes learning meaningful and joyful.	28.6%	57.1%	8.2%	2.0%	4.1%	3.17
13. My after school program includes daily activities that are fun and different from school.	38.8%	49.0%	2.0%	6.1%	4.1%	3.26
14. Participating in the after school program helps me do better during the regular school day.	36.7%	44.9%	8.2%	0.0%	10.2%	3.32
15. The after school staff uses computers and other technology to help me learn.	34.7%	40.8%	6.1%	6.1%	12.2%	3.19
16. I get to attend the activities in my after school that I am most interested in.	41.7%	41.7%	2.1%	0.0%	14.6%	3.46
17. The after school program provides opportunities for me to participate in community service projects.	26.5%	46.9%	12.2%	2.0%	12.2%	3.12
18. I often see my after school staff at school during the regular school day.	40.8%	44.9%	8.2%	4.1%	2.0%	3.25

Accountability

19. I have somebody at home who cares about me and supports me in my learning.	49.0%	44.9%	4.1%	0.0%	2.0%	3.46
20. The after school staff treats me and all other students with respect.	50.0%	45.8%	2.1%	0.0%	2.1%	3.49
21. I like my after school program and would recommend it to others.	45.8%	41.7%	2.1%	2.1%	8.3%	3.43
22. I believe that the after school staff is knowledgeable, competent, and well prepared.	43.8%	41.7%	4.2%	0.0%	10.4%	

RESPONSE PERCENT

-A-	-B-	-C-	-D-	-E-	-F-
-----	-----	-----	-----	-----	-----

23. Favorite activities: (A) Homework	24.5%					
. Favorite activities: (A) Arts activities (music, dance, art, etc.)	40.8%					
. Favorite activities: (A) Reading activities	8.2%					
. Favorite activities: (A) Writing activities	8.2%					
. Favorite activities: (A) Life skills (cooking, bike shop, etc.)	26.5%					
. Favorite activities: (A) Math or science	20.4%					
. Favorite activities: (A) Sports and games	67.3%					
. Favorite activities: (A) Technology (video, photography, etc.)	32.7%					
24. Activities to do more: (A) Homework	26.5%					
. Activities to do more: (A) Arts activities (music, dance, art)	36.7%					
. Activities to do more: (A) Reading activities	4.1%					
. Activities to do more: (A) Writing activities	6.1%					
. Activities to do more: (A) Life skills (cooking, bike shop, etc.)	24.5%					
. Activities to do more: (A) Math or science	18.4%					
. Activities to do more: (A) Sports and games	44.9%					
. Activities to do more: (A) Technology (video, photography, etc.)	22.4%					
25. I feel close to this number of adults in the after sch prgm: (A) 0, (B) 1, (C) 2, (D) 3, (E) 4, (F) 5+	2.1%	8.3%	20.8%	14.6%	18.8%	35.4%
26. I feel close to this number of students in after sch prgm: (A) 0, (B) 1, (C) 2, (D) 3, (E) 4, (F) 5+	4.2%	6.3%	12.5%	10.4%	14.6%	52.1%

Background Information

--. My gender: (A) Female, (B) Male, (C) Other	37.5%	62.5%	0.0%		
--. Number of yrs I have attended this after sch program: (A) 1, (B) 2, (C) 3, (D) 4, (E) 5 or more	38.6%	45.5%	4.5%	9.1%	2.3%
--. Number of days a week I attend this after sch program: (A) 1, (B) 2, (C) 3, (D) 4, (E) 5	9.8%	4.9%	19.5%	19.5%	46.3%
--. Why are you going to ASP: (A) My parents want me to go.	30.6%				
. Why are you going to ASP: (A) I do not want to go home and be alone.	22.4%				
. Why are you going to ASP: (A) My friends go here.	53.1%				
. Why are you going to ASP: (A) There are interesting things to do here.	46.9%				
. Why are you going to ASP: (A) The school suggested I go.	10.2%				
. Why are you going to ASP: (A) It is a safe place to be after school.	24.5%				
. Why are you going to ASP: (A) To get help with my school work.	20.4%				
. Why are you going to ASP: (A) I attended this after school program last year.	16.3%				
. Why are you going to ASP: (A) Other or don't know.	2.0%				



SFUSD ASP Grades 7 & 10 Student Satisfaction Survey 2009

Francisco MS Summary Report

Total 17 Respondents

RESPONSE PERCENT				
Strongly Agree	Agree	Disagree	Strongly Disagree	Don't Know
- 4 -	- 3 -	- 2 -	- 1 -	

Questions

Access and Equity

	Strongly Agree	Agree	Disagree	Strongly Disagree	Don't Know	MEAN
1. The after school staff cares about the success of all the students in my after school program.	52.9%	41.2%	5.9%	0.0%	0.0%	3.47
2. The students in my after school program are respectful of students who are different from them.	23.5%	58.8%	5.9%	5.9%	5.9%	3.06
3. My after school program values my home language and culture.	17.6%	52.9%	0.0%	0.0%	29.4%	3.25
4. The after school staff connects what I am learning to life outside of school.	11.8%	64.7%	11.8%	5.9%	5.9%	2.88
5. I am able to complete and get help with my homework in my after school program.	35.3%	41.2%	11.8%	0.0%	11.8%	3.27
6. I am given enough opportunities to help develop and lead activities in my program.	17.6%	52.9%	11.8%	0.0%	17.6%	3.07
7. There are enough materials to run the activities in my after school program.	25.0%	62.5%	0.0%	6.3%	6.3%	3.13
8. The after school program is a positive and safe place for learning.	23.5%	52.9%	5.9%	0.0%	17.6%	3.21
9. I feel safer in the after school program than during the regular school day.	31.3%	25.0%	12.5%	6.3%	25.0%	3.08

Student Achievement

10. The after school staff makes clear what they expect from me.	23.5%	58.8%	5.9%	0.0%	11.8%	3.20
11. The activities I participate in are engaging and challenging.	40.0%	26.7%	13.3%	0.0%	20.0%	3.33
12. The after school staff makes learning meaningful and joyful.	53.3%	26.7%	6.7%	0.0%	13.3%	3.54
13. My after school program includes daily activities that are fun and different from school.	41.2%	35.3%	11.8%	0.0%	11.8%	3.33
14. Participating in the after school program helps me do better during the regular school day.	43.8%	37.5%	6.3%	0.0%	12.5%	3.43
15. The after school staff uses computers and other technology to help me learn.	18.8%	50.0%	12.5%	6.3%	12.5%	2.93
16. I get to attend the activities in my after school that I am most interested in.	35.7%	50.0%	0.0%	0.0%	14.3%	3.42
17. The after school program provides opportunities for me to participate in community service projects.	37.5%	37.5%	12.5%	0.0%	12.5%	3.29
18. I often see my after school staff at school during the regular school day.	46.7%	46.7%	0.0%	0.0%	6.7%	3.50

Accountability

19. I have somebody at home who cares about me and supports me in my learning.	53.3%	26.7%	6.7%	0.0%	13.3%	3.54
20. The after school staff treats me and all other students with respect.	40.0%	33.3%	6.7%	0.0%	20.0%	3.42
21. I like my after school program and would recommend it to others.	26.7%	40.0%	6.7%	0.0%	26.7%	3.27
22. I believe that the after school staff is knowledgeable, competent, and well prepared.	31.3%	37.5%	6.3%	0.0%	25.0%	


RESPONSE PERCENT

	-A-	-B-	-C-	-D-	-E-	-F-
--	-----	-----	-----	-----	-----	-----

23. Favorite activities: (A) Homework	23.5%					
. Favorite activities: (A) Arts activities (music, dance, art, etc.)	29.4%					
. Favorite activities: (A) Reading activities	5.9%					
. Favorite activities: (A) Writing activities	0.0%					
. Favorite activities: (A) Life skills (cooking, bike shop, etc.)	29.4%					
. Favorite activities: (A) Math or science	17.6%					
. Favorite activities: (A) Sports and games	70.6%					
. Favorite activities: (A) Technology (video, photography, etc.)	11.8%					
24. Activities to do more: (A) Homework	23.5%					
. Activities to do more: (A) Arts activities (music, dance, art)	29.4%					
. Activities to do more: (A) Reading activities	11.8%					
. Activities to do more: (A) Writing activities	5.9%					
. Activities to do more: (A) Life skills (cooking, bike shop, etc.)	29.4%					
. Activities to do more: (A) Math or science	35.3%					
. Activities to do more: (A) Sports and games	76.5%					
. Activities to do more: (A) Technology (video, photography, etc.)	5.9%					
25. I feel close to this number of adults in the after sch prgm: (A) 0, (B) 1, (C) 2, (D) 3, (E) 4, (F) 5+	13.3%	13.3%	13.3%	20.0%	6.7%	33.3%
26. I feel close to this number of students in after sch prgm: (A) 0, (B) 1, (C) 2, (D) 3, (E) 4, (F) 5+	0.0%	0.0%	0.0%	28.6%	0.0%	71.4%

Background Information

--. My gender: (A) Female, (B) Male, (C) Other	56.3%	37.5%	6.3%		
--. Number of yrs I have attended this after sch program: (A) 1, (B) 2, (C) 3, (D) 4, (E) 5 or more	50.0%	6.3%	31.3%	6.3%	6.3%
--. Number of days a week I attend this after sch program: (A) 1, (B) 2, (C) 3, (D) 4, (E) 5	0.0%	0.0%	6.3%	18.8%	75.0%
--. Why are you going to ASP: (A) My parents want me to go.	47.1%				
. Why are you going to ASP: (A) I do not want to go home and be alone.	5.9%				
. Why are you going to ASP: (A) My friends go here.	29.4%				
. Why are you going to ASP: (A) There are interesting things to do here.	5.9%				
. Why are you going to ASP: (A) The school suggested I go.	5.9%				
. Why are you going to ASP: (A) It is a safe place to be after school.	0.0%				
. Why are you going to ASP: (A) To get help with my school work.	35.3%				
. Why are you going to ASP: (A) I attended this after school program last year.	5.9%				
. Why are you going to ASP: (A) Other or don't know.	11.8%				



SFUSD ASP Grades 7 & 10 Student Satisfaction Survey 2009

Giannini MS Summary Report

Total 34 Respondents

RESPONSE PERCENT				
Strongly Agree	Agree	Disagree	Strongly Disagree	Don't Know
- 4 -	- 3 -	- 2 -	- 1 -	

Questions

Access and Equity

1. The after school staff cares about the success of all the students in my after school program.	9.4%	65.6%	0.0%	0.0%	25.0%	3.13
2. The students in my after school program are respectful of students who are different from them.	5.9%	55.9%	26.5%	8.8%	2.9%	2.61
3. My after school program values my home language and culture.	15.2%	54.5%	3.0%	6.1%	21.2%	3.00
4. The after school staff connects what I am learning to life outside of school.	15.2%	36.4%	24.2%	3.0%	21.2%	2.81
5. I am able to complete and get help with my homework in my after school program.	17.6%	67.6%	11.8%	0.0%	2.9%	3.06
6. I am given enough opportunities to help develop and lead activities in my program.	17.6%	52.9%	8.8%	0.0%	20.6%	3.11
7. There are enough materials to run the activities in my after school program.	17.6%	70.6%	5.9%	0.0%	5.9%	3.13
8. The after school program is a positive and safe place for learning.	32.4%	61.8%	0.0%	0.0%	5.9%	3.34
9. I feel safer in the after school program than during the regular school day.	35.3%	20.6%	14.7%	0.0%	29.4%	3.29

Student Achievement

10. The after school staff makes clear what they expect from me.	17.6%	64.7%	2.9%	0.0%	14.7%	3.17
11. The activities I participate in are engaging and challenging.	8.8%	55.9%	11.8%	2.9%	20.6%	2.89
12. The after school staff makes learning meaningful and joyful.	11.8%	64.7%	5.9%	0.0%	17.6%	3.07
13. My after school program includes daily activities that are fun and different from school.	25.0%	53.1%	9.4%	0.0%	12.5%	3.18
14. Participating in the after school program helps me do better during the regular school day.	6.1%	42.4%	24.2%	9.1%	18.2%	2.56
15. The after school staff uses computers and other technology to help me learn.	5.9%	38.2%	35.3%	2.9%	17.6%	2.57
16. I get to attend the activities in my after school that I am most interested in.	18.2%	69.7%	6.1%	0.0%	6.1%	3.13
17. The after school program provides opportunities for me to participate in community service projects.	11.8%	55.9%	17.6%	0.0%	14.7%	2.93
18. I often see my after school staff at school during the regular school day.	14.7%	55.9%	23.5%	0.0%	5.9%	2.91

Accountability

19. I have somebody at home who cares about me and supports me in my learning.	47.1%	47.1%	2.9%	0.0%	2.9%	3.45
20. The after school staff treats me and all other students with respect.	41.2%	52.9%	2.9%	0.0%	2.9%	3.39
21. I like my after school program and would recommend it to others.	29.4%	58.8%	2.9%	0.0%	8.8%	3.29
22. I believe that the after school staff is knowledgeable, competent, and well prepared.	29.4%	55.9%	0.0%	0.0%	14.7%	

RESPONSE PERCENT					
-A-	-B-	-C-	-D-	-E-	-F-

23. Favorite activities: (A) Homework	35.3%					
. Favorite activities: (A) Arts activities (music, dance, art, etc.)	26.5%					
. Favorite activities: (A) Reading activities	2.9%					
. Favorite activities: (A) Writing activities	2.9%					
. Favorite activities: (A) Life skills (cooking, bike shop, etc.)	26.5%					
. Favorite activities: (A) Math or science	14.7%					
. Favorite activities: (A) Sports and games	47.1%					
. Favorite activities: (A) Technology (video, photography, etc.)	35.3%					
24. Activities to do more: (A) Homework	20.6%					
. Activities to do more: (A) Arts activities (music, dance, art)	23.5%					
. Activities to do more: (A) Reading activities	2.9%					
. Activities to do more: (A) Writing activities	2.9%					
. Activities to do more: (A) Life skills (cooking, bike shop, etc.)	38.2%					
. Activities to do more: (A) Math or science	8.8%					
. Activities to do more: (A) Sports and games	32.4%					
. Activities to do more: (A) Technology (video, photography, etc.)	29.4%					
25. I feel close to this number of adults in the after sch prgm: (A) 0, (B) 1, (C) 2, (D) 3, (E) 4, (F) 5+	20.0%	3.3%	16.7%	26.7%	6.7%	26.7%
26. I feel close to this number of students in after sch prgm: (A) 0, (B) 1, (C) 2, (D) 3, (E) 4, (F) 5+	0.0%	5.9%	11.8%	11.8%	5.9%	64.7%

Background Information

--. My gender: (A) Female, (B) Male, (C) Other	58.8%	38.2%	2.9%		
--. Number of yrs I have attended this after sch program: (A) 1, (B) 2, (C) 3, (D) 4, (E) 5 or more	6.3%	87.5%	0.0%	0.0%	6.3%
--. Number of days a week I attend this after sch program: (A) 1, (B) 2, (C) 3, (D) 4, (E) 5	0.0%	3.2%	3.2%	22.6%	71.0%
--. Why are you going to ASP: (A) My parents want me to go.	76.5%				
. Why are you going to ASP: (A) I do not want to go home and be alone.	23.5%				
. Why are you going to ASP: (A) My friends go here.	44.1%				
. Why are you going to ASP: (A) There are interesting things to do here.	17.6%				
. Why are you going to ASP: (A) The school suggested I go.	2.9%				
. Why are you going to ASP: (A) It is a safe place to be after school.	26.5%				
. Why are you going to ASP: (A) To get help with my school work.	23.5%				
. Why are you going to ASP: (A) I attended this after school program last year.	55.9%				
. Why are you going to ASP: (A) Other or don't know.	2.9%				



SFUSD ASP Grades 7 & 10 Student Satisfaction Survey 2009

Hoover MS Summary Report

Total 20 Respondents

RESPONSE PERCENT				
Strongly Agree	Agree	Disagree	Strongly Disagree	Don't Know
- 4 -	- 3 -	- 2 -	- 1 -	

Questions

Access and Equity

1. The after school staff cares about the success of all the students in my after school program.	20.0%	40.0%	25.0%	0.0%	15.0%	2.94
2. The students in my after school program are respectful of students who are different from them.	15.0%	40.0%	25.0%	5.0%	15.0%	2.76
3. My after school program values my home language and culture.	0.0%	60.0%	10.0%	5.0%	25.0%	2.73
4. The after school staff connects what I am learning to life outside of school.	5.0%	20.0%	20.0%	10.0%	45.0%	2.36
5. I am able to complete and get help with my homework in my after school program.	15.0%	55.0%	5.0%	5.0%	20.0%	3.00
6. I am given enough opportunities to help develop and lead activities in my program.	5.0%	40.0%	10.0%	20.0%	25.0%	2.40
7. There are enough materials to run the activities in my after school program.	5.0%	55.0%	10.0%	5.0%	25.0%	2.80
8. The after school program is a positive and safe place for learning.	10.0%	45.0%	20.0%	10.0%	15.0%	2.65
9. I feel safer in the after school program than during the regular school day.	5.0%	35.0%	0.0%	15.0%	45.0%	2.55

Student Achievement

10. The after school staff makes clear what they expect from me.	0.0%	65.0%	20.0%	5.0%	10.0%	2.67
11. The activities I participate in are engaging and challenging.	15.0%	35.0%	20.0%	20.0%	10.0%	2.50
12. The after school staff makes learning meaningful and joyful.	15.0%	25.0%	0.0%	35.0%	25.0%	2.27
13. My after school program includes daily activities that are fun and different from school.	21.1%	47.4%	10.5%	15.8%	5.3%	2.78
14. Participating in the after school program helps me do better during the regular school day.	5.3%	15.8%	26.3%	26.3%	26.3%	2.00
15. The after school staff uses computers and other technology to help me learn.	0.0%	15.0%	40.0%	40.0%	5.0%	1.74
16. I get to attend the activities in my after school that I am most interested in.	5.3%	52.6%	21.1%	15.8%	5.3%	2.50
17. The after school program provides opportunities for me to participate in community service projects.	5.0%	35.0%	20.0%	15.0%	25.0%	2.40
18. I often see my after school staff at school during the regular school day.	0.0%	36.8%	47.4%	0.0%	15.8%	2.44

Accountability

19. I have somebody at home who cares about me and supports me in my learning.	55.0%	25.0%	0.0%	5.0%	15.0%	3.53
20. The after school staff treats me and all other students with respect.	10.0%	40.0%	15.0%	20.0%	15.0%	2.47
21. I like my after school program and would recommend it to others.	15.0%	25.0%	10.0%	20.0%	30.0%	2.50
22. I believe that the after school staff is knowledgeable, competent, and well prepared.	10.0%	30.0%	20.0%	15.0%	25.0%	

RESPONSE PERCENT

	-A-	-B-	-C-	-D-	-E- -F-
23. Favorite activities: (A) Homework	15.0%				
. Favorite activities: (A) Arts activities (music, dance, art, etc.)	30.0%				
. Favorite activities: (A) Reading activities	20.0%				
. Favorite activities: (A) Writing activities	10.0%				
. Favorite activities: (A) Life skills (cooking, bike shop, etc.)	60.0%				
. Favorite activities: (A) Math or science	10.0%				
. Favorite activities: (A) Sports and games	70.0%				
. Favorite activities: (A) Technology (video, photography, etc.)	40.0%				
24. Activities to do more: (A) Homework	5.0%				
. Activities to do more: (A) Arts activities (music, dance, art)	30.0%				
. Activities to do more: (A) Reading activities	10.0%				
. Activities to do more: (A) Writing activities	5.0%				
. Activities to do more: (A) Life skills (cooking, bike shop, etc.)	50.0%				
. Activities to do more: (A) Math or science	10.0%				
. Activities to do more: (A) Sports and games	50.0%				
. Activities to do more: (A) Technology (video, photography, etc.)	50.0%				
25. I feel close to this number of adults in the after sch prgm: (A) 0, (B) 1, (C) 2, (D) 3, (E) 4, (F) 5+	36.8%	5.3%	15.8%	10.5%	10.5% 21.1%
26. I feel close to this number of students in after sch prgm: (A) 0, (B) 1, (C) 2, (D) 3, (E) 4, (F) 5+	0.0%	0.0%	15.0%	10.0%	0.0% 75.0%

Background Information

--. My gender: (A) Female, (B) Male, (C) Other	40.0%	55.0%	5.0%		
--. Number of yrs I have attended this after sch program: (A) 1, (B) 2, (C) 3, (D) 4, (E) 5 or more	0.0%	95.0%	0.0%	5.0%	0.0%
--. Number of days a week I attend this after sch program: (A) 1, (B) 2, (C) 3, (D) 4, (E) 5	0.0%	0.0%	0.0%	25.0%	75.0%
--. Why are you going to ASP: (A) My parents want me to go.	70.0%				
. Why are you going to ASP: (A) I do not want to go home and be alone.	5.0%				
. Why are you going to ASP: (A) My friends go here.	40.0%				
. Why are you going to ASP: (A) There are interesting things to do here.	30.0%				
. Why are you going to ASP: (A) The school suggested I go.	0.0%				
. Why are you going to ASP: (A) It is a safe place to be after school.	10.0%				
. Why are you going to ASP: (A) To get help with my school work.	25.0%				
. Why are you going to ASP: (A) I attended this after school program last year.	50.0%				
. Why are you going to ASP: (A) Other or don't know.	20.0%				



SFUSD ASP Grades 7 & 10 Student Satisfaction Survey 2009

King MS Summary Report

Total 31 Respondents

RESPONSE PERCENT				
Strongly Agree	Agree	Disagree	Strongly Disagree	Don't Know
- 4 -	- 3 -	- 2 -	- 1 -	

Questions

Access and Equity

1. The after school staff cares about the success of all the students in my after school program.	38.7%	45.2%	6.5%	0.0%	9.7%	3.36
2. The students in my after school program are respectful of students who are different from them.	20.0%	53.3%	6.7%	16.7%	3.3%	2.79
3. My after school program values my home language and culture.	34.5%	20.7%	10.3%	10.3%	24.1%	3.05
4. The after school staff connects what I am learning to life outside of school.	33.3%	33.3%	6.7%	3.3%	23.3%	3.26
5. I am able to complete and get help with my homework in my after school program.	35.5%	51.6%	6.5%	3.2%	3.2%	3.23
6. I am given enough opportunities to help develop and lead activities in my program.	38.7%	41.9%	16.1%	0.0%	3.2%	3.23
7. There are enough materials to run the activities in my after school program.	40.0%	40.0%	6.7%	6.7%	6.7%	3.21
8. The after school program is a positive and safe place for learning.	40.0%	36.7%	6.7%	10.0%	6.7%	3.14
9. I feel safer in the after school program than during the regular school day.	35.5%	25.8%	9.7%	9.7%	19.4%	3.08

Student Achievement

10. The after school staff makes clear what they expect from me.	44.8%	27.6%	10.3%	3.4%	13.8%	3.32
11. The activities I participate in are engaging and challenging.	35.5%	29.0%	12.9%	9.7%	12.9%	3.04
12. The after school staff makes learning meaningful and joyful.	25.8%	41.9%	12.9%	9.7%	9.7%	2.93
13. My after school program includes daily activities that are fun and different from school.	35.5%	51.6%	3.2%	6.5%	3.2%	3.20
14. Participating in the after school program helps me do better during the regular school day.	45.2%	22.6%	16.1%	3.2%	12.9%	3.26
15. The after school staff uses computers and other technology to help me learn.	29.0%	32.3%	12.9%	3.2%	22.6%	3.13
16. I get to attend the activities in my after school that I am most interested in.	38.7%	35.5%	0.0%	16.1%	9.7%	3.07
17. The after school program provides opportunities for me to participate in community service projects.	48.4%	29.0%	3.2%	9.7%	9.7%	3.29
18. I often see my after school staff at school during the regular school day.	30.0%	30.0%	6.7%	16.7%	16.7%	2.88

Accountability

19. I have somebody at home who cares about me and supports me in my learning.	62.1%	17.2%	3.4%	13.8%	3.4%	3.32
20. The after school staff treats me and all other students with respect.	39.3%	39.3%	7.1%	7.1%	7.1%	3.19
21. I like my after school program and would recommend it to others.	35.5%	35.5%	3.2%	22.6%	3.2%	2.87
22. I believe that the after school staff is knowledgeable, competent, and well prepared.	29.0%	45.2%	3.2%	12.9%	9.7%	


RESPONSE PERCENT

	-A-	-B-	-C-	-D-	-E-	-F-

23. Favorite activities: (A) Homework	48.4%					
. Favorite activities: (A) Arts activities (music, dance, art, etc.)	38.7%					
. Favorite activities: (A) Reading activities	16.1%					
. Favorite activities: (A) Writing activities	9.7%					
. Favorite activities: (A) Life skills (cooking, bike shop, etc.)	32.3%					
. Favorite activities: (A) Math or science	12.9%					
. Favorite activities: (A) Sports and games	45.2%					
. Favorite activities: (A) Technology (video, photography, etc.)	16.1%					
24. Activities to do more: (A) Homework	25.8%					
. Activities to do more: (A) Arts activities (music, dance, art)	25.8%					
. Activities to do more: (A) Reading activities	6.5%					
. Activities to do more: (A) Writing activities	16.1%					
. Activities to do more: (A) Life skills (cooking, bike shop, etc.)	35.5%					
. Activities to do more: (A) Math or science	22.6%					
. Activities to do more: (A) Sports and games	29.0%					
. Activities to do more: (A) Technology (video, photography, etc.)	32.3%					
25. I feel close to this number of adults in the after sch prgm: (A) 0, (B) 1, (C) 2, (D) 3, (E) 4, (F) 5+	13.3%	20.0%	10.0%	16.7%	13.3%	26.7%
26. I feel close to this number of students in after sch prgm: (A) 0, (B) 1, (C) 2, (D) 3, (E) 4, (F) 5+	10.0%	0.0%	6.7%	6.7%	10.0%	66.7%

Background Information

--. My gender: (A) Female, (B) Male, (C) Other	73.3%	23.3%	3.3%		
--. Number of yrs I have attended this after sch program: (A) 1, (B) 2, (C) 3, (D) 4, (E) 5 or more	46.2%	38.5%	11.5%	3.8%	0.0%
--. Number of days a week I attend this after sch program: (A) 1, (B) 2, (C) 3, (D) 4, (E) 5	0.0%	0.0%	7.7%	30.8%	61.5%
--. Why are you going to ASP: (A) My parents want me to go.	51.6%				
. Why are you going to ASP: (A) I do not want to go home and be alone.	29.0%				
. Why are you going to ASP: (A) My friends go here.	48.4%				
. Why are you going to ASP: (A) There are interesting things to do here.	38.7%				
. Why are you going to ASP: (A) The school suggested I go.	3.2%				
. Why are you going to ASP: (A) It is a safe place to be after school.	19.4%				
. Why are you going to ASP: (A) To get help with my school work.	12.9%				
. Why are you going to ASP: (A) I attended this after school program last year.	19.4%				
. Why are you going to ASP: (A) Other or don't know.	16.1%				



SFUSD ASP Grades 7 & 10 Student Satisfaction Survey 2009

Lick MS Summary Report

Total 42 Respondents

RESPONSE PERCENT				
Strongly Agree	Agree	Disagree	Strongly Disagree	Don't Know
- 4 -	- 3 -	- 2 -	- 1 -	

Questions

Access and Equity

1. The after school staff cares about the success of all the students in my after school program.	52.4%	45.2%	0.0%	0.0%	2.4%	3.54
2. The students in my after school program are respectful of students who are different from them.	28.6%	38.1%	23.8%	0.0%	9.5%	3.05
3. My after school program values my home language and culture.	34.1%	56.1%	2.4%	2.4%	4.9%	3.28
4. The after school staff connects what I am learning to life outside of school.	20.0%	55.0%	17.5%	0.0%	7.5%	3.03
5. I am able to complete and get help with my homework in my after school program.	54.8%	40.5%	4.8%	0.0%	0.0%	3.50
6. I am given enough opportunities to help develop and lead activities in my program.	38.1%	42.9%	4.8%	0.0%	14.3%	3.39
7. There are enough materials to run the activities in my after school program.	36.6%	41.5%	17.1%	2.4%	2.4%	3.15
8. The after school program is a positive and safe place for learning.	27.5%	60.0%	5.0%	5.0%	2.5%	3.13
9. I feel safer in the after school program than during the regular school day.	19.5%	39.0%	22.0%	2.4%	17.1%	2.91

Student Achievement

10. The after school staff makes clear what they expect from me.	36.6%	51.2%	0.0%	0.0%	12.2%	3.42
11. The activities I participate in are engaging and challenging.	26.2%	47.6%	16.7%	2.4%	7.1%	3.05
12. The after school staff makes learning meaningful and joyful.	28.6%	50.0%	14.3%	2.4%	4.8%	3.10
13. My after school program includes daily activities that are fun and different from school.	31.7%	51.2%	7.3%	0.0%	9.8%	3.27
14. Participating in the after school program helps me do better during the regular school day.	29.3%	51.2%	17.1%	2.4%	0.0%	3.07
15. The after school staff uses computers and other technology to help me learn.	17.1%	43.9%	22.0%	7.3%	9.8%	2.78
16. I get to attend the activities in my after school that I am most interested in.	33.3%	59.5%	4.8%	0.0%	2.4%	3.29
17. The after school program provides opportunities for me to participate in community service projects.	19.0%	57.1%	14.3%	2.4%	7.1%	3.00
18. I often see my after school staff at school during the regular school day.	26.2%	61.9%	9.5%	0.0%	2.4%	3.17

Accountability


19. I have somebody at home who cares about me and supports me in my learning.	53.7%	41.5%	2.4%	0.0%	2.4%	3.53
20. The after school staff treats me and all other students with respect.	42.9%	47.6%	9.5%	0.0%	0.0%	3.33
21. I like my after school program and would recommend it to others.	42.9%	54.8%	2.4%	0.0%	0.0%	3.40
22. I believe that the after school staff is knowledgeable, competent, and well prepared.	50.0%	45.2%	2.4%	0.0%	2.4%	

RESPONSE PERCENT

	-A-	-B-	-C-	-D-	-E-	-F-
23. Favorite activities: (A) Homework	42.9%					
. Favorite activities: (A) Arts activities (music, dance, art, etc.)	59.5%					
. Favorite activities: (A) Reading activities	7.1%					
. Favorite activities: (A) Writing activities	4.8%					
. Favorite activities: (A) Life skills (cooking, bike shop, etc.)	9.5%					
. Favorite activities: (A) Math or science	11.9%					
. Favorite activities: (A) Sports and games	45.2%					
. Favorite activities: (A) Technology (video, photography, etc.)	16.7%					
24. Activities to do more: (A) Homework	19.0%					
. Activities to do more: (A) Arts activities (music, dance, art)	38.1%					
. Activities to do more: (A) Reading activities	4.8%					
. Activities to do more: (A) Writing activities	11.9%					
. Activities to do more: (A) Life skills (cooking, bike shop, etc.)	16.7%					
. Activities to do more: (A) Math or science	14.3%					
. Activities to do more: (A) Sports and games	28.6%					
. Activities to do more: (A) Technology (video, photography, etc.)	23.8%					
25. I feel close to this number of adults in the after sch prgm: (A) 0, (B) 1, (C) 2, (D) 3, (E) 4, (F) 5+	7.1%	9.5%	31.0%	14.3%	9.5%	28.6%
26. I feel close to this number of students in after sch prgm: (A) 0, (B) 1, (C) 2, (D) 3, (E) 4, (F) 5+	2.4%	2.4%	4.9%	12.2%	7.3%	70.7%

Background Information

--. My gender: (A) Female, (B) Male, (C) Other	53.7%	39.0%	7.3%		
--. Number of yrs I have attended this after sch program: (A) 1, (B) 2, (C) 3, (D) 4, (E) 5 or more	12.2%	82.9%	4.9%	0.0%	0.0%
--. Number of days a week I attend this after sch program: (A) 1, (B) 2, (C) 3, (D) 4, (E) 5	2.5%	2.5%	20.0%	37.5%	37.5%
--. Why are you going to ASP: (A) My parents want me to go.	57.1%				
. Why are you going to ASP: (A) I do not want to go home and be alone.	23.8%				
. Why are you going to ASP: (A) My friends go here.	57.1%				
. Why are you going to ASP: (A) There are interesting things to do here.	31.0%				
. Why are you going to ASP: (A) The school suggested I go.	4.8%				
. Why are you going to ASP: (A) It is a safe place to be after school.	19.0%				
. Why are you going to ASP: (A) To get help with my school work.	40.5%				
. Why are you going to ASP: (A) I attended this after school program last year.	38.1%				
. Why are you going to ASP: (A) Other or don't know.	9.5%				



SFUSD ASP Grades 7 & 10 Student Satisfaction Survey 2009

Mann MS Summary Report

Total 2 Respondents

RESPONSE PERCENT				
Strongly Agree	Agree	Disagree	Strongly Disagree	Don't Know
- 4 -	- 3 -	- 2 -	- 1 -	

Questions

Access and Equity

	Strongly Agree	Agree	Disagree	Strongly Disagree	Don't Know	<u>MEAN</u>
1. The after school staff cares about the success of all the students in my after school program.	50.0%	50.0%	0.0%	0.0%	0.0%	3.50
2. The students in my after school program are respectful of students who are different from them.	50.0%	50.0%	0.0%	0.0%	0.0%	3.50
3. My after school program values my home language and culture.	50.0%	50.0%	0.0%	0.0%	0.0%	3.50
4. The after school staff connects what I am learning to life outside of school.	50.0%	50.0%	0.0%	0.0%	0.0%	3.50
5. I am able to complete and get help with my homework in my after school program.	0.0%	100.0%	0.0%	0.0%	0.0%	3.00
6. I am given enough opportunities to help develop and lead activities in my program.	50.0%	50.0%	0.0%	0.0%	0.0%	3.50
7. There are enough materials to run the activities in my after school program.	50.0%	50.0%	0.0%	0.0%	0.0%	3.50
8. The after school program is a positive and safe place for learning.	50.0%	50.0%	0.0%	0.0%	0.0%	3.50
9. I feel safer in the after school program than during the regular school day.	0.0%	50.0%	0.0%	0.0%	50.0%	3.00

Student Achievement

10. The after school staff makes clear what they expect from me.	0.0%	100.0%	0.0%	0.0%	0.0%	3.00
11. The activities I participate in are engaging and challenging.	0.0%	50.0%	0.0%	50.0%	0.0%	2.00
12. The after school staff makes learning meaningful and joyful.	0.0%	100.0%	0.0%	0.0%	0.0%	3.00
13. My after school program includes daily activities that are fun and different from school.	100.0%	0.0%	0.0%	0.0%	0.0%	4.00
14. Participating in the after school program helps me do better during the regular school day.	50.0%	0.0%	0.0%	50.0%	0.0%	2.50
15. The after school staff uses computers and other technology to help me learn.	0.0%	100.0%	0.0%	0.0%	0.0%	3.00
16. I get to attend the activities in my after school that I am most interested in.	50.0%	50.0%	0.0%	0.0%	0.0%	3.50
17. The after school program provides opportunities for me to participate in community service projects.	50.0%	50.0%	0.0%	0.0%	0.0%	3.50
18. I often see my after school staff at school during the regular school day.	0.0%	100.0%	0.0%	0.0%	0.0%	3.00

Accountability


19. I have somebody at home who cares about me and supports me in my learning.	0.0%	100.0%	0.0%	0.0%	0.0%	3.00
20. The after school staff treats me and all other students with respect.	50.0%	50.0%	0.0%	0.0%	0.0%	3.50
21. I like my after school program and would recommend it to others.	50.0%	50.0%	0.0%	0.0%	0.0%	3.50
22. I believe that the after school staff is knowledgeable, competent, and well prepared.	0.0%	100.0%	0.0%	0.0%	0.0%	

RESPONSE PERCENT

	-A-	-B-	-C-	-D-	-E-	-F-
23. Favorite activities: (A) Homework	0.0%					
. Favorite activities: (A) Arts activities (music, dance, art, etc.)	0.0%					
. Favorite activities: (A) Reading activities	0.0%					
. Favorite activities: (A) Writing activities	0.0%					
. Favorite activities: (A) Life skills (cooking, bike shop, etc.)	0.0%					
. Favorite activities: (A) Math or science	0.0%					
. Favorite activities: (A) Sports and games	50.0%					
. Favorite activities: (A) Technology (video, photography, etc.)	0.0%					
24. Activities to do more: (A) Homework	0.0%					
. Activities to do more: (A) Arts activities (music, dance, art)	0.0%					
. Activities to do more: (A) Reading activities	0.0%					
. Activities to do more: (A) Writing activities	0.0%					
. Activities to do more: (A) Life skills (cooking, bike shop, etc.)	0.0%					
. Activities to do more: (A) Math or science	0.0%					
. Activities to do more: (A) Sports and games	0.0%					
. Activities to do more: (A) Technology (video, photography, etc.)	50.0%					
25. I feel close to this number of adults in the after sch prgm: (A) 0, (B) 1, (C) 2, (D) 3, (E) 4, (F) 5+	0.0%	0.0%	0.0%	0.0%	0.0%	100.0%
26. I feel close to this number of students in after sch prgm: (A) 0, (B) 1, (C) 2, (D) 3, (E) 4, (F) 5+	0.0%	0.0%	0.0%	100.0%	0.0%	

Background Information

--. My gender: (A) Female, (B) Male, (C) Other	0.0%	100.0%	0.0%		
--. Number of yrs I have attended this after sch program: (A) 1, (B) 2, (C) 3, (D) 4, (E) 5 or more	100.0%	0.0%	0.0%	0.0%	0.0%
--. Number of days a week I attend this after sch program: (A) 1, (B) 2, (C) 3, (D) 4, (E) 5	0.0%	0.0%	0.0%	0.0%	0.0%
--. Why are you going to ASP: (A) My parents want me to go.	0.0%				
. Why are you going to ASP: (A) I do not want to go home and be alone.	0.0%				
. Why are you going to ASP: (A) My friends go here.	50.0%				
. Why are you going to ASP: (A) There are interesting things to do here.	0.0%				
. Why are you going to ASP: (A) The school suggested I go.	0.0%				
. Why are you going to ASP: (A) It is a safe place to be after school.	0.0%				
. Why are you going to ASP: (A) To get help with my school work.	0.0%				
. Why are you going to ASP: (A) I attended this after school program last year.	0.0%				
. Why are you going to ASP: (A) Other or don't know.	0.0%				



SFUSD ASP Grades 7 & 10 Student Satisfaction Survey 2009

Marina MS Summary Report

Total 48 Respondents

RESPONSE PERCENT				
Strongly Agree	Agree	Disagree	Strongly Disagree	Don't Know
- 4 -	- 3 -	- 2 -	- 1 -	

Questions

Access and Equity

1. The after school staff cares about the success of all the students in my after school program.	35.4%	47.9%	2.1%	0.0%	14.6%	3.39
2. The students in my after school program are respectful of students who are different from them.	2.1%	37.5%	25.0%	0.0%	35.4%	2.65
3. My after school program values my home language and culture.	6.4%	63.8%	2.1%	2.1%	25.5%	3.00
4. The after school staff connects what I am learning to life outside of school.	12.5%	56.3%	10.4%	0.0%	20.8%	3.03
5. I am able to complete and get help with my homework in my after school program.	27.7%	61.7%	2.1%	0.0%	8.5%	3.28
6. I am given enough opportunities to help develop and lead activities in my program.	6.3%	58.3%	6.3%	0.0%	29.2%	3.00
7. There are enough materials to run the activities in my after school program.	19.1%	61.7%	4.3%	0.0%	14.9%	3.18
8. The after school program is a positive and safe place for learning.	27.1%	52.1%	6.3%	2.1%	12.5%	3.19
9. I feel safer in the after school program than during the regular school day.	14.6%	47.9%	2.1%	2.1%	33.3%	3.13

Student Achievement

10. The after school staff makes clear what they expect from me.	20.8%	64.6%	2.1%	0.0%	12.5%	3.21
11. The activities I participate in are engaging and challenging.	12.5%	60.4%	6.3%	4.2%	16.7%	2.98
12. The after school staff makes learning meaningful and joyful.	14.6%	54.2%	10.4%	2.1%	18.8%	3.00
13. My after school program includes daily activities that are fun and different from school.	25.0%	58.3%	2.1%	0.0%	14.6%	3.27
14. Participating in the after school program helps me do better during the regular school day.	10.4%	50.0%	16.7%	2.1%	20.8%	2.87
15. The after school staff uses computers and other technology to help me learn.	13.0%	50.0%	10.9%	6.5%	19.6%	2.86
16. I get to attend the activities in my after school that I am most interested in.	19.1%	61.7%	2.1%	4.3%	12.8%	3.10
17. The after school program provides opportunities for me to participate in community service projects.	21.7%	43.5%	10.9%	2.2%	21.7%	3.08
18. I often see my after school staff at school during the regular school day.	15.2%	60.9%	6.5%	0.0%	17.4%	3.11

Accountability

19. I have somebody at home who cares about me and supports me in my learning.	37.5%	41.7%	4.2%	0.0%	16.7%	3.40
20. The after school staff treats me and all other students with respect.	33.3%	50.0%	4.2%	2.1%	10.4%	3.28
21. I like my after school program and would recommend it to others.	22.9%	47.9%	2.1%	2.1%	25.0%	3.22
22. I believe that the after school staff is knowledgeable, competent, and well prepared.	18.8%	56.3%	2.1%	0.0%	22.9%	

RESPONSE PERCENT

	-A-	-B-	-C-	-D-	-E- -F-

23. Favorite activities: (A) Homework	58.3%				
. Favorite activities: (A) Arts activities (music, dance, art, etc.)	31.3%				
. Favorite activities: (A) Reading activities	2.1%				
. Favorite activities: (A) Writing activities	6.3%				
. Favorite activities: (A) Life skills (cooking, bike shop, etc.)	47.9%				
. Favorite activities: (A) Math or science	2.1%				
. Favorite activities: (A) Sports and games	68.8%				
. Favorite activities: (A) Technology (video, photography, etc.)	25.0%				
24. Activities to do more: (A) Homework	14.6%				
. Activities to do more: (A) Arts activities (music, dance, art)	20.8%				
. Activities to do more: (A) Reading activities	2.1%				
. Activities to do more: (A) Writing activities	6.3%				
. Activities to do more: (A) Life skills (cooking, bike shop, etc.)	31.3%				
. Activities to do more: (A) Math or science	12.5%				
. Activities to do more: (A) Sports and games	35.4%				
. Activities to do more: (A) Technology (video, photography, etc.)	35.4%				
25. I feel close to this number of adults in the after sch prgm: (A) 0, (B) 1, (C) 2, (D) 3, (E) 4, (F) 5+	14.6%	4.2%	20.8%	27.1%	12.5% 20.8%
26. I feel close to this number of students in after sch prgm: (A) 0, (B) 1, (C) 2, (D) 3, (E) 4, (F) 5+	2.1%	2.1%	12.5%	14.6%	8.3% 60.4%

Background Information

--. My gender: (A) Female, (B) Male, (C) Other	52.2%	47.8%	0.0%		
--. Number of yrs I have attended this after sch program: (A) 1, (B) 2, (C) 3, (D) 4, (E) 5 or more	28.9%	66.7%	4.4%	0.0%	0.0%
--. Number of days a week I attend this after sch program: (A) 1, (B) 2, (C) 3, (D) 4, (E) 5	2.2%	2.2%	24.4%	33.3%	37.8%
--. Why are you going to ASP: (A) My parents want me to go.	64.6%				
. Why are you going to ASP: (A) I do not want to go home and be alone.	14.6%				
. Why are you going to ASP: (A) My friends go here.	50.0%				
. Why are you going to ASP: (A) There are interesting things to do here.	45.8%				
. Why are you going to ASP: (A) The school suggested I go.	16.7%				
. Why are you going to ASP: (A) It is a safe place to be after school.	29.2%				
. Why are you going to ASP: (A) To get help with my school work.	33.3%				
. Why are you going to ASP: (A) I attended this after school program last year.	33.3%				
. Why are you going to ASP: (A) Other or don't know.	12.5%				



SFUSD ASP Grades 7 & 10 Student Satisfaction Survey 2009

Roosevelt MS Summary Report

Total 92 Respondents

RESPONSE PERCENT					MEAN
Strongly Agree	Agree	Disagree	Strongly Disagree	Don't Know	
- 4 -	- 3 -	- 2 -	- 1 -		

Questions

Access and Equity

1. The after school staff cares about the success of all the students in my after school program.	29.9%	43.7%	2.3%	6.9%	17.2%	3.17
2. The students in my after school program are respectful of students who are different from them.	18.0%	44.9%	7.9%	7.9%	21.3%	2.93
3. My after school program values my home language and culture.	25.0%	36.4%	4.5%	5.7%	28.4%	3.13
4. The after school staff connects what I am learning to life outside of school.	20.0%	40.0%	4.7%	7.1%	28.2%	3.02
5. I am able to complete and get help with my homework in my after school program.	36.8%	37.9%	6.9%	5.7%	12.6%	3.21
6. I am given enough opportunities to help develop and lead activities in my program.	26.7%	41.1%	7.8%	4.4%	20.0%	3.13
7. There are enough materials to run the activities in my after school program.	27.0%	40.4%	7.9%	6.7%	18.0%	3.07
8. The after school program is a positive and safe place for learning.	36.8%	40.2%	5.7%	5.7%	11.5%	3.22
9. I feel safer in the after school program than during the regular school day.	28.4%	36.4%	6.8%	6.8%	21.6%	3.10

Student Achievement

10. The after school staff makes clear what they expect from me.	23.9%	42.0%	8.0%	5.7%	20.5%	3.06
11. The activities I participate in are engaging and challenging.	30.3%	39.3%	6.7%	4.5%	19.1%	3.18
12. The after school staff makes learning meaningful and joyful.	23.3%	43.0%	4.7%	7.0%	22.1%	3.06
13. My after school program includes daily activities that are fun and different from school.	36.0%	40.4%	4.5%	4.5%	14.6%	3.26
14. Participating in the after school program helps me do better during the regular school day.	20.0%	44.7%	7.1%	7.1%	21.2%	2.99
15. The after school staff uses computers and other technology to help me learn.	19.5%	35.6%	14.9%	10.3%	19.5%	2.80
16. I get to attend the activities in my after school that I am most interested in.	27.3%	40.9%	4.5%	5.7%	21.6%	3.14
17. The after school program provides opportunities for me to participate in community service projects.	23.9%	38.6%	2.3%	8.0%	27.3%	3.08
18. I often see my after school staff at school during the regular school day.	24.4%	40.7%	10.5%	3.5%	20.9%	3.09

Accountability


19. I have somebody at home who cares about me and supports me in my learning.	41.4%	41.4%	1.1%	3.4%	12.6%	3.38
20. The after school staff treats me and all other students with respect.	35.6%	36.8%	5.7%	8.0%	13.8%	3.16
21. I like my after school program and would recommend it to others.	41.2%	35.3%	2.4%	8.2%	12.9%	3.26
22. I believe that the after school staff is knowledgeable, competent, and well prepared.	39.5%	37.2%	2.3%	5.8%	15.1%	

RESPONSE PERCENT

	-A-	-B-	-C-	-D-	-E-	-F-
23. Favorite activities: (A) Homework	42.4%					
. Favorite activities: (A) Arts activities (music, dance, art, etc.)	32.6%					
. Favorite activities: (A) Reading activities	8.7%					
. Favorite activities: (A) Writing activities	4.3%					
. Favorite activities: (A) Life skills (cooking, bike shop, etc.)	39.1%					
. Favorite activities: (A) Math or science	18.5%					
. Favorite activities: (A) Sports and games	57.6%					
. Favorite activities: (A) Technology (video, photography, etc.)	23.9%					
24. Activities to do more: (A) Homework	25.0%					
. Activities to do more: (A) Arts activities (music, dance, art)	34.8%					
. Activities to do more: (A) Reading activities	7.6%					
. Activities to do more: (A) Writing activities	5.4%					
. Activities to do more: (A) Life skills (cooking, bike shop, etc.)	32.6%					
. Activities to do more: (A) Math or science	13.0%					
. Activities to do more: (A) Sports and games	38.0%					
. Activities to do more: (A) Technology (video, photography, etc.)	34.8%					
25. I feel close to this number of adults in the after sch prgm: (A) 0, (B) 1, (C) 2, (D) 3, (E) 4, (F) 5+	27.1%	9.4%	11.8%	18.8%	11.8%	21.2%
26. I feel close to this number of students in after sch prgm: (A) 0, (B) 1, (C) 2, (D) 3, (E) 4, (F) 5+	17.9%	3.6%	7.1%	8.3%	2.4%	60.7%

Background Information

--. My gender: (A) Female, (B) Male, (C) Other	43.2%	50.0%	6.8%		
--. Number of yrs I have attended this after sch program: (A) 1, (B) 2, (C) 3, (D) 4, (E) 5 or more	47.4%	35.9%	12.8%	0.0%	3.8%
--. Number of days a week I attend this after sch program: (A) 1, (B) 2, (C) 3, (D) 4, (E) 5	6.7%	1.3%	9.3%	14.7%	68.0%
--. Why are you going to ASP: (A) My parents want me to go.	50.0%				
. Why are you going to ASP: (A) I do not want to go home and be alone.	16.3%				
. Why are you going to ASP: (A) My friends go here.	31.5%				
. Why are you going to ASP: (A) There are interesting things to do here.	28.3%				
. Why are you going to ASP: (A) The school suggested I go.	7.6%				
. Why are you going to ASP: (A) It is a safe place to be after school.	17.4%				
. Why are you going to ASP: (A) To get help with my school work.	18.5%				
. Why are you going to ASP: (A) I attended this after school program last year.	21.7%				
. Why are you going to ASP: (A) Other or don't know.	16.3%				



SFUSD ASP Grades 7 & 10 Student Satisfaction Survey 2009

Vis Valley MS Summary Report

Total 38 Respondents

RESPONSE PERCENT					MEAN
Strongly Agree	Agree	Disagree	Strongly Disagree	Don't Know	
- 4 -	- 3 -	- 2 -	- 1 -		

Questions

Access and Equity

1. The after school staff cares about the success of all the students in my after school program.	55.3%	39.5%	2.6%	0.0%	2.6%	3.54
2. The students in my after school program are respectful of students who are different from them.	31.6%	60.5%	5.3%	2.6%	0.0%	3.21
3. My after school program values my home language and culture.	54.1%	35.1%	0.0%	0.0%	10.8%	3.61
4. The after school staff connects what I am learning to life outside of school.	54.1%	35.1%	8.1%	0.0%	2.7%	3.47
5. I am able to complete and get help with my homework in my after school program.	54.1%	37.8%	5.4%	0.0%	2.7%	3.50
6. I am given enough opportunities to help develop and lead activities in my program.	59.5%	35.1%	2.7%	2.7%	0.0%	3.51
7. There are enough materials to run the activities in my after school program.	51.4%	35.1%	10.8%	0.0%	2.7%	3.42
8. The after school program is a positive and safe place for learning.	64.9%	27.0%	0.0%	8.1%	0.0%	3.49
9. I feel safer in the after school program than during the regular school day.	51.4%	21.6%	13.5%	5.4%	8.1%	3.29

Student Achievement

10. The after school staff makes clear what they expect from me.	47.2%	30.6%	11.1%	2.8%	8.3%	3.33
11. The activities I participate in are engaging and challenging.	42.4%	42.4%	6.1%	0.0%	9.1%	3.40
12. The after school staff makes learning meaningful and joyful.	44.7%	36.8%	2.6%	5.3%	10.5%	3.35
13. My after school program includes daily activities that are fun and different from school.	52.8%	36.1%	2.8%	2.8%	5.6%	3.47
14. Participating in the after school program helps me do better during the regular school day.	50.0%	34.2%	5.3%	0.0%	10.5%	3.50
15. The after school staff uses computers and other technology to help me learn.	52.6%	34.2%	0.0%	2.6%	10.5%	3.53
16. I get to attend the activities in my after school that I am most interested in.	50.0%	30.6%	2.8%	2.8%	13.9%	3.48
17. The after school program provides opportunities for me to participate in community service projects.	57.9%	26.3%	7.9%	0.0%	7.9%	3.54
18. I often see my after school staff at school during the regular school day.	55.6%	36.1%	0.0%	2.8%	5.6%	3.53

Accountability


19. I have somebody at home who cares about me and supports me in my learning.	59.5%	29.7%	2.7%	5.4%	2.7%	3.47
20. The after school staff treats me and all other students with respect.	60.5%	28.9%	5.3%	2.6%	2.6%	3.51
21. I like my after school program and would recommend it to others.	60.5%	31.6%	5.3%	0.0%	2.6%	3.57
22. I believe that the after school staff is knowledgeable, competent, and well prepared.	57.9%	31.6%	5.3%	2.6%	2.6%	

RESPONSE PERCENT

	-A-	-B-	-C-	-D-	-E-	-F-
23. Favorite activities: (A) Homework	26.3%					
. Favorite activities: (A) Arts activities (music, dance, art, etc.)	50.0%					
. Favorite activities: (A) Reading activities	5.3%					
. Favorite activities: (A) Writing activities	2.6%					
. Favorite activities: (A) Life skills (cooking, bike shop, etc.)	44.7%					
. Favorite activities: (A) Math or science	10.5%					
. Favorite activities: (A) Sports and games	52.6%					
. Favorite activities: (A) Technology (video, photography, etc.)	34.2%					
24. Activities to do more: (A) Homework	23.7%					
. Activities to do more: (A) Arts activities (music, dance, art)	21.1%					
. Activities to do more: (A) Reading activities	13.2%					
. Activities to do more: (A) Writing activities	7.9%					
. Activities to do more: (A) Life skills (cooking, bike shop, etc.)	26.3%					
. Activities to do more: (A) Math or science	7.9%					
. Activities to do more: (A) Sports and games	44.7%					
. Activities to do more: (A) Technology (video, photography, etc.)	36.8%					
25. I feel close to this number of adults in the after sch prgm: (A) 0, (B) 1, (C) 2, (D) 3, (E) 4, (F) 5+	2.9%	5.7%	31.4%	5.7%	5.7%	48.6%
26. I feel close to this number of students in after sch prgm: (A) 0, (B) 1, (C) 2, (D) 3, (E) 4, (F) 5+	0.0%	16.2%	8.1%	8.1%	5.4%	62.2%

Background Information

--. My gender: (A) Female, (B) Male, (C) Other	58.3%	41.7%	0.0%		
--. Number of yrs I have attended this after sch program: (A) 1, (B) 2, (C) 3, (D) 4, (E) 5 or more	64.9%	24.3%	2.7%	2.7%	5.4%
--. Number of days a week I attend this after sch program: (A) 1, (B) 2, (C) 3, (D) 4, (E) 5	19.4%	0.0%	22.2%	11.1%	47.2%
--. Why are you going to ASP: (A) My parents want me to go.	42.1%				
. Why are you going to ASP: (A) I do not want to go home and be alone.	21.1%				
. Why are you going to ASP: (A) My friends go here.	47.4%				
. Why are you going to ASP: (A) There are interesting things to do here.	52.6%				
. Why are you going to ASP: (A) The school suggested I go.	13.2%				
. Why are you going to ASP: (A) It is a safe place to be after school.	36.8%				
. Why are you going to ASP: (A) To get help with my school work.	44.7%				
. Why are you going to ASP: (A) I attended this after school program last year.	10.5%				
. Why are you going to ASP: (A) Other or don't know.	2.6%				



SFUSD After School Programs Spring 2009

Grade 10 Survey

SFUSD After School Satisfaction Survey 2009

Grades 7 & 10

We want to know what YOU think about your after school program. This survey will give your school and the district important information we can use to improve your after school program. This survey is confidential. Your answers will be combined with those of other students at your school. No one at your school will ever see your individual answers. This is not a test and there are no wrong answers. You do not have to answer any question you do not wish to answer, but we hope you will answer as many questions as you can.

School Number
000
[School Name]

Please fill in a circle for each item using a pencil or a black ink pen like this: ● Not like this: ✕

Please include any additional comments you may have about your after school program on a separate sheet of paper.

Background information

My gender: Female Male Other

Number of years I have attended this after school program 1 2 3 4 5 or more

Number of days a week I attend this after school program 1 2 3 4 5

Why are you going to this after school program? (Check all that apply.)

- My parents want me to go. I do not want to go home and be alone.
- My friends go here. There are interesting things to do here.
- The school suggested I go. It is a safe place to be after school.
- To get help with my school work. I attended this after school program last year. Other or don't know.

Access and Equity	Strongly Agree	Agree	Disagree	Strongly Disagree	Don't Know
1. The after school staff cares about the success of all the students in my after school program.	<input type="radio"/>	<input type="radio"/>	<input type="radio"/>	<input type="radio"/>	<input type="radio"/>
2. The students in my after school program are respectful of students who are different from them.	<input type="radio"/>	<input type="radio"/>	<input type="radio"/>	<input type="radio"/>	<input type="radio"/>
3. My after school program values my home language and culture.	<input type="radio"/>	<input type="radio"/>	<input type="radio"/>	<input type="radio"/>	<input type="radio"/>
4. The after school staff connects what I am learning to life outside of school.	<input type="radio"/>	<input type="radio"/>	<input type="radio"/>	<input type="radio"/>	<input type="radio"/>
5. I am able to complete and get help with my homework in my after school program.	<input type="radio"/>	<input type="radio"/>	<input type="radio"/>	<input type="radio"/>	<input type="radio"/>
6. I am given enough opportunities to help develop and lead activities in my program.	<input type="radio"/>	<input type="radio"/>	<input type="radio"/>	<input type="radio"/>	<input type="radio"/>
7. There are enough materials to run the activities in my after school program.	<input type="radio"/>	<input type="radio"/>	<input type="radio"/>	<input type="radio"/>	<input type="radio"/>
8. The after school program is a positive and safe place for learning.	<input type="radio"/>	<input type="radio"/>	<input type="radio"/>	<input type="radio"/>	<input type="radio"/>
9. I feel safer in the after school program than during the regular school day.	<input type="radio"/>	<input type="radio"/>	<input type="radio"/>	<input type="radio"/>	<input type="radio"/>
Student Achievement	Strongly Agree	Agree	Disagree	Strongly Disagree	Don't Know
10. The after school staff makes clear what they expect from me.	<input type="radio"/>	<input type="radio"/>	<input type="radio"/>	<input type="radio"/>	<input type="radio"/>
11. The activities I participate in are engaging and challenging.	<input type="radio"/>	<input type="radio"/>	<input type="radio"/>	<input type="radio"/>	<input type="radio"/>
12. The after school staff makes learning meaningful and joyful.	<input type="radio"/>	<input type="radio"/>	<input type="radio"/>	<input type="radio"/>	<input type="radio"/>
13. My after school program includes daily activities that are fun and different from school.	<input type="radio"/>	<input type="radio"/>	<input type="radio"/>	<input type="radio"/>	<input type="radio"/>
14. Participating in the after school program helps me do better during the regular school day.	<input type="radio"/>	<input type="radio"/>	<input type="radio"/>	<input type="radio"/>	<input type="radio"/>
15. The after school staff uses computers and other technology to help me learn.	<input type="radio"/>	<input type="radio"/>	<input type="radio"/>	<input type="radio"/>	<input type="radio"/>
16. I get to attend the activities in my after school that I am most interested in.	<input type="radio"/>	<input type="radio"/>	<input type="radio"/>	<input type="radio"/>	<input type="radio"/>
17. The after school program provides opportunities for me to participate in community service projects.	<input type="radio"/>	<input type="radio"/>	<input type="radio"/>	<input type="radio"/>	<input type="radio"/>
18. I often see my after school staff at school during the regular school day.	<input type="radio"/>	<input type="radio"/>	<input type="radio"/>	<input type="radio"/>	<input type="radio"/>
Accountability	Strongly Agree	Agree	Disagree	Strongly Disagree	Don't Know
19. I have somebody at home who cares about me and supports me in my learning.	<input type="radio"/>	<input type="radio"/>	<input type="radio"/>	<input type="radio"/>	<input type="radio"/>
20. The after school staff treats me and all other students with respect.	<input type="radio"/>	<input type="radio"/>	<input type="radio"/>	<input type="radio"/>	<input type="radio"/>
21. I like my after school program and would recommend it to others.	<input type="radio"/>	<input type="radio"/>	<input type="radio"/>	<input type="radio"/>	<input type="radio"/>
22. I believe that the after school staff is knowledgeable, competent, and well prepared.	<input type="radio"/>	<input type="radio"/>	<input type="radio"/>	<input type="radio"/>	<input type="radio"/>

23. Which are your favorite activities in the after school program? (Please check your top three choices.)

- Homework Arts activities (music, dance, art, etc.) Reading activities
- Writing activities Life skills (cooking, bike shop, etc.) Math or science
- Sports and games Technology (video, photography, etc.)

24. Which activities do you wish you could do more of? (Check all that apply)

- Homework Arts activities (music, dance, art) Reading activities
- Writing activities Life skills (cooking, bike shop, etc.) Math or science
- Sports and games Technology (video, photography, etc.)

25. I feel close to this number of adults in the after school program: 0 1 2 3 4 5+

26. I feel close to this number of students in the after school program: 0 1 2 3 4 5+



SFUSD ASP Grades 7 & 10 Student Satisfaction Survey 2009

Grade 10 Summary Report

Total 92 Respondents

RESPONSE PERCENT					MEAN
Strongly Agree	Agree	Disagree	Strongly Disagree	Don't Know	
- 4 -	- 3 -	- 2 -	- 1 -		

Questions

Access and Equity

1. The after school staff cares about the success of all the students in my after school program.	35.6%	46.7%	3.3%	2.2%	12.2%	3.32
2. The students in my after school program are respectful of students who are different from them.	23.1%	47.3%	12.1%	3.3%	14.3%	3.05
3. My after school program values my home language and culture.	25.6%	43.0%	12.8%	2.3%	16.3%	3.10
4. The after school staff connects what I am learning to life outside of school.	22.2%	38.9%	13.3%	4.4%	21.1%	3.00
5. I am able to complete and get help with my homework in my after school program.	28.1%	42.7%	7.9%	6.7%	14.6%	3.08
6. I am given enough opportunities to help develop and lead activities in my program.	23.9%	40.9%	9.1%	4.5%	21.6%	3.07
7. There are enough materials to run the activities in my after school program.	23.6%	42.7%	12.4%	4.5%	16.9%	3.03
8. The after school program is a positive and safe place for learning.	31.5%	44.9%	5.6%	2.2%	15.7%	3.25
9. I feel safer in the after school program than during the regular school day.	28.7%	29.9%	13.8%	1.1%	26.4%	3.17

Student Achievement

10. The after school staff makes clear what they expect from me.	23.3%	42.2%	6.7%	3.3%	24.4%	3.13
11. The activities I participate in are engaging and challenging.	24.4%	38.9%	13.3%	3.3%	20.0%	3.06
12. The after school staff makes learning meaningful and joyful.	22.2%	47.8%	5.6%	3.3%	21.1%	3.13
13. My after school program includes daily activities that are fun and different from school.	28.1%	40.4%	7.9%	4.5%	19.1%	3.14
14. Participating in the after school program helps me do better during the regular school day.	27.0%	36.0%	13.5%	2.2%	21.3%	3.11
15. The after school staff uses computers and other technology to help me learn.	26.4%	37.4%	16.5%	3.3%	16.5%	3.04
16. I get to attend the activities in my after school that I am most interested in.	34.4%	38.9%	7.8%	2.2%	16.7%	3.27
17. The after school program provides opportunities for me to participate in community service projects.	24.2%	42.9%	9.9%	4.4%	18.7%	3.07
18. I often see my after school staff at school during the regular school day.	27.0%	42.7%	9.0%	3.4%	18.0%	3.14

Accountability

19. I have somebody at home who cares about me and supports me in my learning.	51.1%	31.1%	1.1%	5.6%	11.1%	3.44
20. The after school staff treats me and all other students with respect.	37.1%	41.6%	4.5%	2.2%	14.6%	3.33
21. I like my after school program and would recommend it to others.	37.8%	33.3%	8.9%	2.2%	17.8%	3.30
22. I believe that the after school staff is knowledgeable, competent, and well prepared.	37.1%	40.4%	4.5%	2.2%	15.7%	

RESPONSE PERCENT					
-A-	-B-	-C-	-D-	-E-	-F-

23. Favorite activities: (A) Homework	32.6%					
. Favorite activities: (A) Arts activities (music, dance, art, etc.)	31.5%					
. Favorite activities: (A) Reading activities	4.3%					
. Favorite activities: (A) Writing activities	8.7%					
. Favorite activities: (A) Life skills (cooking, bike shop, etc.)	15.2%					
. Favorite activities: (A) Math or science	6.5%					
. Favorite activities: (A) Sports and games	48.9%					
. Favorite activities: (A) Technology (video, photography, etc.)	21.7%					
24. Activities to do more: (A) Homework	18.5%					
. Activities to do more: (A) Arts activities (music, dance, art)	32.6%					
. Activities to do more: (A) Reading activities	1.1%					
. Activities to do more: (A) Writing activities	5.4%					
. Activities to do more: (A) Life skills (cooking, bike shop, etc.)	27.2%					
. Activities to do more: (A) Math or science	8.7%					
. Activities to do more: (A) Sports and games	39.1%					
. Activities to do more: (A) Technology (video, photography, etc.)	23.9%					
25. I feel close to this number of adults in the after sch prgm: (A) 0, (B) 1, (C) 2, (D) 3, (E) 4, (F) 5+	27.2%	14.8%	12.3%	14.8%	8.6%	22.2%
26. I feel close to this number of students in after sch prgm: (A) 0, (B) 1, (C) 2, (D) 3, (E) 4, (F) 5+	18.5%	8.6%	4.9%	7.4%	13.6%	46.9%

Background Information

--. My gender: (A) Female, (B) Male, (C) Other	46.0%	51.7%	2.3%		
--. Number of yrs I have attended this after sch program: (A) 1, (B) 2, (C) 3, (D) 4, (E) 5 or more	62.3%	23.4%	5.2%	3.9%	5.2%
--. Number of days a week I attend this after sch program: (A) 1, (B) 2, (C) 3, (D) 4, (E) 5	39.7%	16.4%	15.1%	8.2%	20.5%
--. Why are you going to ASP: (A) My parents want me to go.	13.0%				
. Why are you going to ASP: (A) I do not want to go home and be alone.	12.0%				
. Why are you going to ASP: (A) My friends go here.	28.3%				
. Why are you going to ASP: (A) There are interesting things to do here.	21.7%				
. Why are you going to ASP: (A) The school suggested I go.	12.0%				
. Why are you going to ASP: (A) It is a safe place to be after school.	10.9%				
. Why are you going to ASP: (A) To get help with my school work.	30.4%				
. Why are you going to ASP: (A) I attended this after school program last year.	7.6%				
. Why are you going to ASP: (A) Other or don't know.	21.7%				



SFUSD ASP Grades 7 & 10 Student Satisfaction Survey 2009

Burton HS Summary Report

Total 4 Respondents

RESPONSE PERCENT				
Strongly Agree	Agree	Disagree	Strongly Disagree	Don't Know
- 4 -	- 3 -	- 2 -	- 1 -	

Questions

Access and Equity

1. The after school staff cares about the success of all the students in my after school program.	75.0%	25.0%	0.0%	0.0%	0.0%	3.75
2. The students in my after school program are respectful of students who are different from them.	0.0%	75.0%	25.0%	0.0%	0.0%	2.75
3. My after school program values my home language and culture.	0.0%	33.3%	66.7%	0.0%	0.0%	2.33
4. The after school staff connects what I am learning to life outside of school.	25.0%	25.0%	25.0%	25.0%	0.0%	2.50
5. I am able to complete and get help with my homework in my after school program.	50.0%	25.0%	0.0%	25.0%	0.0%	3.00
6. I am given enough opportunities to help develop and lead activities in my program.	66.7%	0.0%	0.0%	0.0%	33.3%	4.00
7. There are enough materials to run the activities in my after school program.	50.0%	50.0%	0.0%	0.0%	0.0%	3.50
8. The after school program is a positive and safe place for learning.	50.0%	50.0%	0.0%	0.0%	0.0%	3.50
9. I feel safer in the after school program than during the regular school day.	50.0%	25.0%	0.0%	0.0%	25.0%	3.67

Student Achievement

10. The after school staff makes clear what they expect from me.	25.0%	75.0%	0.0%	0.0%	0.0%	3.25
11. The activities I participate in are engaging and challenging.	25.0%	50.0%	25.0%	0.0%	0.0%	3.00
12. The after school staff makes learning meaningful and joyful.	0.0%	100.0%	0.0%	0.0%	0.0%	3.00
13. My after school program includes daily activities that are fun and different from school.	75.0%	25.0%	0.0%	0.0%	0.0%	3.75
14. Participating in the after school program helps me do better during the regular school day.	25.0%	75.0%	0.0%	0.0%	0.0%	3.25
15. The after school staff uses computers and other technology to help me learn.	25.0%	50.0%	25.0%	0.0%	0.0%	3.00
16. I get to attend the activities in my after school that I am most interested in.	0.0%	100.0%	0.0%	0.0%	0.0%	3.00
17. The after school program provides opportunities for me to participate in community service projects.	25.0%	75.0%	0.0%	0.0%	0.0%	3.25
18. I often see my after school staff at school during the regular school day.	50.0%	50.0%	0.0%	0.0%	0.0%	3.50

Accountability


19. I have somebody at home who cares about me and supports me in my learning.	75.0%	25.0%	0.0%	0.0%	0.0%	3.75
20. The after school staff treats me and all other students with respect.	75.0%	25.0%	0.0%	0.0%	0.0%	3.75
21. I like my after school program and would recommend it to others.	100.0%	0.0%	0.0%	0.0%	0.0%	4.00
22. I believe that the after school staff is knowledgeable, competent, and well prepared.	75.0%	25.0%	0.0%	0.0%	0.0%	

RESPONSE PERCENT

	-A-	-B-	-C-	-D-	-E- -F-
23. Favorite activities: (A) Homework	50.0%				
. Favorite activities: (A) Arts activities (music, dance, art, etc.)	50.0%				
. Favorite activities: (A) Reading activities	0.0%				
. Favorite activities: (A) Writing activities	25.0%				
. Favorite activities: (A) Life skills (cooking, bike shop, etc.)	0.0%				
. Favorite activities: (A) Math or science	25.0%				
. Favorite activities: (A) Sports and games	75.0%				
. Favorite activities: (A) Technology (video, photography, etc.)	50.0%				
24. Activities to do more: (A) Homework	25.0%				
. Activities to do more: (A) Arts activities (music, dance, art)	50.0%				
. Activities to do more: (A) Reading activities	0.0%				
. Activities to do more: (A) Writing activities	25.0%				
. Activities to do more: (A) Life skills (cooking, bike shop, etc.)	50.0%				
. Activities to do more: (A) Math or science	25.0%				
. Activities to do more: (A) Sports and games	25.0%				
. Activities to do more: (A) Technology (video, photography, etc.)	50.0%				
25. I feel close to this number of adults in the after sch prgm: (A) 0, (B) 1, (C) 2, (D) 3, (E) 4, (F) 5+	0.0%	0.0%	25.0%	25.0%	0.0% 50.0%
26. I feel close to this number of students in after sch prgm: (A) 0, (B) 1, (C) 2, (D) 3, (E) 4, (F) 5+	25.0%	25.0%	25.0%	0.0%	0.0% 25.0%

Background Information

--. My gender: (A) Female, (B) Male, (C) Other	75.0%	25.0%	0.0%		
--. Number of yrs I have attended this after sch program: (A) 1, (B) 2, (C) 3, (D) 4, (E) 5 or more	50.0%	25.0%	0.0%	0.0%	25.0%
--. Number of days a week I attend this after sch program: (A) 1, (B) 2, (C) 3, (D) 4, (E) 5	0.0%	0.0%	0.0%	0.0%	100.0%
--. Why are you going to ASP: (A) My parents want me to go.	25.0%				
. Why are you going to ASP: (A) I do not want to go home and be alone.	25.0%				
. Why are you going to ASP: (A) My friends go here.	25.0%				
. Why are you going to ASP: (A) There are interesting things to do here.	50.0%				
. Why are you going to ASP: (A) The school suggested I go.	0.0%				
. Why are you going to ASP: (A) It is a safe place to be after school.	0.0%				
. Why are you going to ASP: (A) To get help with my school work.	100.0%				
. Why are you going to ASP: (A) I attended this after school program last year.	25.0%				
. Why are you going to ASP: (A) Other or don't know.	0.0%				



SFUSD ASP Grades 7 & 10 Student Satisfaction Survey 2009

Jordan Sch Equity HS Summary Report

Total 18 Respondents

RESPONSE PERCENT				
Strongly Agree	Agree	Disagree	Strongly Disagree	Don't Know
- 4 -	- 3 -	- 2 -	- 1 -	

Questions

Access and Equity

1. The after school staff cares about the success of all the students in my after school program.	50.0%	38.9%	0.0%	0.0%	11.1%	3.56
2. The students in my after school program are respectful of students who are different from them.	22.2%	55.6%	5.6%	0.0%	16.7%	3.20
3. My after school program values my home language and culture.	35.3%	47.1%	0.0%	0.0%	17.6%	3.43
4. The after school staff connects what I am learning to life outside of school.	35.3%	41.2%	5.9%	0.0%	17.6%	3.36
5. I am able to complete and get help with my homework in my after school program.	38.9%	50.0%	0.0%	0.0%	11.1%	3.44
6. I am given enough opportunities to help develop and lead activities in my program.	29.4%	47.1%	0.0%	0.0%	23.5%	3.38
7. There are enough materials to run the activities in my after school program.	35.3%	47.1%	0.0%	5.9%	11.8%	3.27
8. The after school program is a positive and safe place for learning.	50.0%	38.9%	0.0%	0.0%	11.1%	3.56
9. I feel safer in the after school program than during the regular school day.	38.9%	33.3%	11.1%	0.0%	16.7%	3.33

Student Achievement

10. The after school staff makes clear what they expect from me.	33.3%	44.4%	0.0%	0.0%	22.2%	3.43
11. The activities I participate in are engaging and challenging.	27.8%	55.6%	5.6%	0.0%	11.1%	3.25
12. The after school staff makes learning meaningful and joyful.	27.8%	55.6%	0.0%	0.0%	16.7%	3.33
13. My after school program includes daily activities that are fun and different from school.	33.3%	55.6%	0.0%	0.0%	11.1%	3.38
14. Participating in the after school program helps me do better during the regular school day.	33.3%	38.9%	5.6%	0.0%	22.2%	3.36
15. The after school staff uses computers and other technology to help me learn.	50.0%	38.9%	0.0%	0.0%	11.1%	3.56
16. I get to attend the activities in my after school that I am most interested in.	44.4%	38.9%	0.0%	0.0%	16.7%	3.53
17. The after school program provides opportunities for me to participate in community service projects.	38.9%	44.4%	5.6%	0.0%	11.1%	3.38
18. I often see my after school staff at school during the regular school day.	47.1%	41.2%	0.0%	0.0%	11.8%	3.53

Accountability


19. I have somebody at home who cares about me and supports me in my learning.	50.0%	33.3%	0.0%	5.6%	11.1%	3.44
20. The after school staff treats me and all other students with respect.	44.4%	44.4%	0.0%	0.0%	11.1%	3.50
21. I like my after school program and would recommend it to others.	44.4%	44.4%	0.0%	0.0%	11.1%	3.50
22. I believe that the after school staff is knowledgeable, competent, and well prepared.	35.3%	52.9%	0.0%	0.0%	11.8%	

RESPONSE PERCENT

	-A-	-B-	-C-	-D-	-E-	-F-
23. Favorite activities: (A) Homework	27.8%					
. Favorite activities: (A) Arts activities (music, dance, art, etc.)	27.8%					
. Favorite activities: (A) Reading activities	0.0%					
. Favorite activities: (A) Writing activities	11.1%					
. Favorite activities: (A) Life skills (cooking, bike shop, etc.)	27.8%					
. Favorite activities: (A) Math or science	0.0%					
. Favorite activities: (A) Sports and games	33.3%					
. Favorite activities: (A) Technology (video, photography, etc.)	22.2%					
24. Activities to do more: (A) Homework	5.6%					
. Activities to do more: (A) Arts activities (music, dance, art)	38.9%					
. Activities to do more: (A) Reading activities	0.0%					
. Activities to do more: (A) Writing activities	0.0%					
. Activities to do more: (A) Life skills (cooking, bike shop, etc.)	33.3%					
. Activities to do more: (A) Math or science	5.6%					
. Activities to do more: (A) Sports and games	27.8%					
. Activities to do more: (A) Technology (video, photography, etc.)	33.3%					
25. I feel close to this number of adults in the after sch prgm: (A) 0, (B) 1, (C) 2, (D) 3, (E) 4, (F) 5+	20.0%	6.7%	13.3%	26.7%	0.0%	33.3%
26. I feel close to this number of students in after sch prgm: (A) 0, (B) 1, (C) 2, (D) 3, (E) 4, (F) 5+	12.5%	0.0%	0.0%	0.0%	18.8%	68.8%

Background Information

--. My gender: (A) Female, (B) Male, (C) Other	56.3%	37.5%	6.3%		
--. Number of yrs I have attended this after sch program: (A) 1, (B) 2, (C) 3, (D) 4, (E) 5 or more	50.0%	16.7%	8.3%	16.7%	8.3%
--. Number of days a week I attend this after sch program: (A) 1, (B) 2, (C) 3, (D) 4, (E) 5	8.3%	16.7%	25.0%	25.0%	25.0%
--. Why are you going to ASP: (A) My parents want me to go.	11.1%				
. Why are you going to ASP: (A) I do not want to go home and be alone.	16.7%				
. Why are you going to ASP: (A) My friends go here.	38.9%				
. Why are you going to ASP: (A) There are interesting things to do here.	38.9%				
. Why are you going to ASP: (A) The school suggested I go.	11.1%				
. Why are you going to ASP: (A) It is a safe place to be after school.	27.8%				
. Why are you going to ASP: (A) To get help with my school work.	38.9%				
. Why are you going to ASP: (A) I attended this after school program last year.	16.7%				
. Why are you going to ASP: (A) Other or don't know.	5.6%				



SFUSD ASP Grades 7 & 10 Student Satisfaction Survey 2009

Marshall HS Summary Report

Total 35 Respondents

RESPONSE PERCENT				
Strongly Agree	Agree	Disagree	Strongly Disagree	Don't Know
- 4 -	- 3 -	- 2 -	- 1 -	

Questions

Access and Equity

1. The after school staff cares about the success of all the students in my after school program.	35.3%	50.0%	5.9%	2.9%	5.9%	3.25
2. The students in my after school program are respectful of students who are different from them.	26.5%	44.1%	20.6%	2.9%	5.9%	3.00
3. My after school program values my home language and culture.	25.0%	50.0%	15.6%	3.1%	6.3%	3.03
4. The after school staff connects what I am learning to life outside of school.	26.5%	41.2%	14.7%	2.9%	14.7%	3.07
5. I am able to complete and get help with my homework in my after school program.	29.4%	35.3%	14.7%	11.8%	8.8%	2.90
6. I am given enough opportunities to help develop and lead activities in my program.	29.4%	44.1%	11.8%	2.9%	11.8%	3.13
7. There are enough materials to run the activities in my after school program.	23.5%	44.1%	17.6%	5.9%	8.8%	2.94
8. The after school program is a positive and safe place for learning.	30.3%	54.5%	6.1%	0.0%	9.1%	3.27
9. I feel safer in the after school program than during the regular school day.	18.2%	42.4%	24.2%	0.0%	15.2%	2.93

Student Achievement

10. The after school staff makes clear what they expect from me.	23.5%	50.0%	8.8%	2.9%	14.7%	3.10
11. The activities I participate in are engaging and challenging.	21.2%	48.5%	15.2%	3.0%	12.1%	3.00
12. The after school staff makes learning meaningful and joyful.	17.6%	55.9%	8.8%	5.9%	11.8%	2.97
13. My after school program includes daily activities that are fun and different from school.	30.3%	33.3%	18.2%	3.0%	15.2%	3.07
14. Participating in the after school program helps me do better during the regular school day.	30.3%	27.3%	24.2%	3.0%	15.2%	3.00
15. The after school staff uses computers and other technology to help me learn.	20.6%	32.4%	32.4%	5.9%	8.8%	2.74
16. I get to attend the activities in my after school that I am most interested in.	41.2%	44.1%	5.9%	2.9%	5.9%	3.31
17. The after school program provides opportunities for me to participate in community service projects.	25.7%	48.6%	5.7%	5.7%	14.3%	3.10
18. I often see my after school staff at school during the regular school day.	29.4%	41.2%	14.7%	2.9%	11.8%	3.10

Accountability

19. I have somebody at home who cares about me and supports me in my learning.	55.9%	23.5%	2.9%	8.8%	8.8%	3.39
20. The after school staff treats me and all other students with respect.	32.4%	50.0%	8.8%	0.0%	8.8%	3.26
21. I like my after school program and would recommend it to others.	44.1%	29.4%	11.8%	0.0%	14.7%	3.38
22. I believe that the after school staff is knowledgeable, competent, and well prepared.	44.1%	35.3%	8.8%	2.9%	8.8%	

RESPONSE PERCENT

	-A-	-B-	-C-	-D-	-E-	-F-
23. Favorite activities: (A) Homework	31.4%					
. Favorite activities: (A) Arts activities (music, dance, art, etc.)	34.3%					
. Favorite activities: (A) Reading activities	5.7%					
. Favorite activities: (A) Writing activities	8.6%					
. Favorite activities: (A) Life skills (cooking, bike shop, etc.)	14.3%					
. Favorite activities: (A) Math or science	5.7%					
. Favorite activities: (A) Sports and games	60.0%					
. Favorite activities: (A) Technology (video, photography, etc.)	20.0%					
24. Activities to do more: (A) Homework	8.6%					
. Activities to do more: (A) Arts activities (music, dance, art)	28.6%					
. Activities to do more: (A) Reading activities	0.0%					
. Activities to do more: (A) Writing activities	5.7%					
. Activities to do more: (A) Life skills (cooking, bike shop, etc.)	31.4%					
. Activities to do more: (A) Math or science	5.7%					
. Activities to do more: (A) Sports and games	51.4%					
. Activities to do more: (A) Technology (video, photography, etc.)	25.7%					
25. I feel close to this number of adults in the after sch prgm: (A) 0, (B) 1, (C) 2, (D) 3, (E) 4, (F) 5+	18.8%	12.5%	21.9%	9.4%	12.5%	25.0%
26. I feel close to this number of students in after sch prgm: (A) 0, (B) 1, (C) 2, (D) 3, (E) 4, (F) 5+	9.4%	3.1%	3.1%	9.4%	12.5%	62.5%

Background Information

--. My gender: (A) Female, (B) Male, (C) Other	34.3%	65.7%	0.0%		
--. Number of yrs I have attended this after sch program: (A) 1, (B) 2, (C) 3, (D) 4, (E) 5 or more	58.1%	29.0%	6.5%	0.0%	6.5%
--. Number of days a week I attend this after sch program: (A) 1, (B) 2, (C) 3, (D) 4, (E) 5	21.4%	25.0%	21.4%	3.6%	28.6%
--. Why are you going to ASP: (A) My parents want me to go.	8.6%				
. Why are you going to ASP: (A) I do not want to go home and be alone.	11.4%				
. Why are you going to ASP: (A) My friends go here.	28.6%				
. Why are you going to ASP: (A) There are interesting things to do here.	28.6%				
. Why are you going to ASP: (A) The school suggested I go.	11.4%				
. Why are you going to ASP: (A) It is a safe place to be after school.	8.6%				
. Why are you going to ASP: (A) To get help with my school work.	34.3%				
. Why are you going to ASP: (A) I attended this after school program last year.	5.7%				
. Why are you going to ASP: (A) Other or don't know.	14.3%				



SFUSD ASP Grades 7 & 10 Student Satisfaction Survey 2009 Newcomer HS Summary Report

Total 6 Respondents

RESPONSE PERCENT				
Strongly Agree	Agree	Disagree	Strongly Disagree	Don't Know
- 4 -	- 3 -	- 2 -	- 1 -	

Questions

Access and Equity

1. The after school staff cares about the success of all the students in my after school program.	16.7%	66.7%	16.7%	0.0%	0.0%	3.00
2. The students in my after school program are respectful of students who are different from them.	16.7%	83.3%	0.0%	0.0%	0.0%	3.17
3. My after school program values my home language and culture.	20.0%	60.0%	0.0%	0.0%	20.0%	3.25
4. The after school staff connects what I am learning to life outside of school.	0.0%	50.0%	16.7%	16.7%	16.7%	2.40
5. I am able to complete and get help with my homework in my after school program.	16.7%	66.7%	0.0%	0.0%	16.7%	3.20
6. I am given enough opportunities to help develop and lead activities in my program.	0.0%	50.0%	16.7%	16.7%	16.7%	2.40
7. There are enough materials to run the activities in my after school program.	0.0%	66.7%	0.0%	0.0%	33.3%	3.00
8. The after school program is a positive and safe place for learning.	0.0%	50.0%	16.7%	16.7%	16.7%	2.40
9. I feel safer in the after school program than during the regular school day.	33.3%	33.3%	0.0%	0.0%	33.3%	3.50

Student Achievement

10. The after school staff makes clear what they expect from me.	0.0%	66.7%	0.0%	0.0%	33.3%	3.00
11. The activities I participate in are engaging and challenging.	0.0%	50.0%	33.3%	0.0%	16.7%	2.60
12. The after school staff makes learning meaningful and joyful.	33.3%	50.0%	0.0%	0.0%	16.7%	3.40
13. My after school program includes daily activities that are fun and different from school.	0.0%	83.3%	0.0%	0.0%	16.7%	3.00
14. Participating in the after school program helps me do better during the regular school day.	0.0%	50.0%	33.3%	0.0%	16.7%	2.60
15. The after school staff uses computers and other technology to help me learn.	0.0%	83.3%	0.0%	0.0%	16.7%	3.00
16. I get to attend the activities in my after school that I am most interested in.	33.3%	50.0%	0.0%	0.0%	16.7%	3.40
17. The after school program provides opportunities for me to participate in community service projects.	0.0%	50.0%	16.7%	16.7%	16.7%	2.40
18. I often see my after school staff at school during the regular school day.	0.0%	83.3%	0.0%	0.0%	16.7%	3.00

Accountability

19. I have somebody at home who cares about me and supports me in my learning.	33.3%	50.0%	0.0%	0.0%	16.7%	3.40
20. The after school staff treats me and all other students with respect.	0.0%	60.0%	0.0%	20.0%	20.0%	2.50
21. I like my after school program and would recommend it to others.	0.0%	50.0%	16.7%	16.7%	16.7%	2.40
22. I believe that the after school staff is knowledgeable, competent, and well prepared.	0.0%	66.7%	0.0%	0.0%	33.3%	


RESPONSE PERCENT

	-A-	-B-	-C-	-D-	-E- -F-

23. Favorite activities: (A) Homework	50.0%				
. Favorite activities: (A) Arts activities (music, dance, art, etc.)	33.3%				
. Favorite activities: (A) Reading activities	0.0%				
. Favorite activities: (A) Writing activities	0.0%				
. Favorite activities: (A) Life skills (cooking, bike shop, etc.)	0.0%				
. Favorite activities: (A) Math or science	0.0%				
. Favorite activities: (A) Sports and games	0.0%				
. Favorite activities: (A) Technology (video, photography, etc.)	16.7%				
24. Activities to do more: (A) Homework	66.7%				
. Activities to do more: (A) Arts activities (music, dance, art)	16.7%				
. Activities to do more: (A) Reading activities	0.0%				
. Activities to do more: (A) Writing activities	0.0%				
. Activities to do more: (A) Life skills (cooking, bike shop, etc.)	0.0%				
. Activities to do more: (A) Math or science	0.0%				
. Activities to do more: (A) Sports and games	0.0%				
. Activities to do more: (A) Technology (video, photography, etc.)	16.7%				
25. I feel close to this number of adults in the after sch prgm: (A) 0, (B) 1, (C) 2, (D) 3, (E) 4, (F) 5+	0.0%	20.0%	0.0%	40.0%	40.0%
26. I feel close to this number of students in after sch prgm: (A) 0, (B) 1, (C) 2, (D) 3, (E) 4, (F) 5+	0.0%	20.0%	0.0%	40.0%	40.0%

Background Information

--. My gender: (A) Female, (B) Male, (C) Other	75.0%	25.0%	0.0%		
--. Number of yrs I have attended this after sch program: (A) 1, (B) 2, (C) 3, (D) 4, (E) 5 or more	100.0%	0.0%	0.0%	0.0%	0.0%
--. Number of days a week I attend this after sch program: (A) 1, (B) 2, (C) 3, (D) 4, (E) 5	50.0%	0.0%	25.0%	25.0%	0.0%
--. Why are you going to ASP: (A) My parents want me to go.	16.7%				
. Why are you going to ASP: (A) I do not want to go home and be alone.	16.7%				
. Why are you going to ASP: (A) My friends go here.	66.7%				
. Why are you going to ASP: (A) There are interesting things to do here.	16.7%				
. Why are you going to ASP: (A) The school suggested I go.	0.0%				
. Why are you going to ASP: (A) It is a safe place to be after school.	0.0%				
. Why are you going to ASP: (A) To get help with my school work.	16.7%				
. Why are you going to ASP: (A) I attended this after school program last year.	0.0%				
. Why are you going to ASP: (A) Other or don't know.	0.0%				



SFUSD ASP Grades 7 & 10 Student Satisfaction Survey 2009

Wallenberg HS Summary Report

Total 29 Respondents

RESPONSE PERCENT					MEAN
Strongly Agree	Agree	Disagree	Strongly Disagree	Don't Know	
- 4 -	- 3 -	- 2 -	- 1 -		

Questions

Access and Equity

1. The after school staff cares about the success of all the students in my after school program.	25.0%	46.4%	0.0%	3.6%	25.0%	3.24
2. The students in my after school program are respectful of students who are different from them.	24.1%	34.5%	6.9%	6.9%	27.6%	3.05
3. My after school program values my home language and culture.	24.1%	31.0%	13.8%	3.4%	27.6%	3.05
4. The after school staff connects what I am learning to life outside of school.	13.8%	34.5%	13.8%	3.4%	34.5%	2.89
5. I am able to complete and get help with my homework in my after school program.	18.5%	44.4%	7.4%	3.7%	25.9%	3.05
6. I am given enough opportunities to help develop and lead activities in my program.	14.3%	35.7%	10.7%	7.1%	32.1%	2.84
7. There are enough materials to run the activities in my after school program.	17.9%	32.1%	17.9%	3.6%	28.6%	2.90
8. The after school program is a positive and safe place for learning.	25.0%	35.7%	7.1%	3.6%	28.6%	3.15
9. I feel safer in the after school program than during the regular school day.	30.8%	11.5%	7.7%	3.8%	46.2%	3.29

Student Achievement

10. The after school staff makes clear what they expect from me.	21.4%	21.4%	10.7%	7.1%	39.3%	2.94
11. The activities I participate in are engaging and challenging.	31.0%	13.8%	10.3%	6.9%	37.9%	3.11
12. The after school staff makes learning meaningful and joyful.	25.0%	25.0%	7.1%	3.6%	39.3%	3.18
13. My after school program includes daily activities that are fun and different from school.	21.4%	32.1%	3.6%	10.7%	32.1%	2.95
14. Participating in the after school program helps me do better during the regular school day.	25.0%	35.7%	3.6%	3.6%	32.1%	3.21
15. The after school staff uses computers and other technology to help me learn.	24.1%	31.0%	10.3%	3.4%	31.0%	3.10
16. I get to attend the activities in my after school that I am most interested in.	24.1%	24.1%	17.2%	3.4%	31.0%	3.00
17. The after school program provides opportunities for me to participate in community service projects.	17.9%	28.6%	17.9%	3.6%	32.1%	2.89
18. I often see my after school staff at school during the regular school day.	14.3%	35.7%	10.7%	7.1%	32.1%	2.84

Accountability

19. I have somebody at home who cares about me and supports me in my learning.	46.4%	35.7%	0.0%	3.6%	14.3%	3.46
20. The after school staff treats me and all other students with respect.	39.3%	28.6%	3.6%	3.6%	25.0%	3.38
21. I like my after school program and would recommend it to others.	25.0%	32.1%	10.7%	3.6%	28.6%	3.10
22. I believe that the after school staff is knowledgeable, competent, and well prepared.	32.1%	35.7%	3.6%	3.6%	25.0%	

RESPONSE PERCENT

	-A-	-B-	-C-	-D-	-E-	-F-
23. Favorite activities: (A) Homework	31.0%					
. Favorite activities: (A) Arts activities (music, dance, art, etc.)	27.6%					
. Favorite activities: (A) Reading activities	6.9%					
. Favorite activities: (A) Writing activities	6.9%					
. Favorite activities: (A) Life skills (cooking, bike shop, etc.)	13.8%					
. Favorite activities: (A) Math or science	10.3%					
. Favorite activities: (A) Sports and games	51.7%					
. Favorite activities: (A) Technology (video, photography, etc.)	20.7%					
24. Activities to do more: (A) Homework	27.6%					
. Activities to do more: (A) Arts activities (music, dance, art)	34.5%					
. Activities to do more: (A) Reading activities	3.4%					
. Activities to do more: (A) Writing activities	6.9%					
. Activities to do more: (A) Life skills (cooking, bike shop, etc.)	20.7%					
. Activities to do more: (A) Math or science	13.8%					
. Activities to do more: (A) Sports and games	41.4%					
. Activities to do more: (A) Technology (video, photography, etc.)	13.8%					
25. I feel close to this number of adults in the after sch prgm: (A) 0, (B) 1, (C) 2, (D) 3, (E) 4, (F) 5+	52.0%	24.0%	0.0%	8.0%	4.0%	12.0%
26. I feel close to this number of students in after sch prgm: (A) 0, (B) 1, (C) 2, (D) 3, (E) 4, (F) 5+	37.5%	16.7%	8.3%	4.2%	8.3%	25.0%

Background Information

--. My gender: (A) Female, (B) Male, (C) Other	46.4%	50.0%	3.6%		
--. Number of yrs I have attended this after sch program: (A) 1, (B) 2, (C) 3, (D) 4, (E) 5 or more	69.2%	23.1%	3.8%	3.8%	0.0%
--. Number of days a week I attend this after sch program: (A) 1, (B) 2, (C) 3, (D) 4, (E) 5	80.0%	12.0%	4.0%	4.0%	0.0%
--. Why are you going to ASP: (A) My parents want me to go.	17.2%				
. Why are you going to ASP: (A) I do not want to go home and be alone.	6.9%				
. Why are you going to ASP: (A) My friends go here.	13.8%				
. Why are you going to ASP: (A) There are interesting things to do here.	0.0%				
. Why are you going to ASP: (A) The school suggested I go.	17.2%				
. Why are you going to ASP: (A) It is a safe place to be after school.	6.9%				
. Why are you going to ASP: (A) To get help with my school work.	13.8%				
. Why are you going to ASP: (A) I attended this after school program last year.	3.4%				
. Why are you going to ASP: (A) Other or don't know.	48.3%				